


---

# Statistical Report of 2002 Assessments for Taxes Payable in 2003

---



**THURSTON COUNTY**

**WASHINGTON**

SINCE 1852

**Office of the Assessor**  
*Patricia Costello, Assessor*

**TABLE OF CONTENTS: Statement of 2002 Assessments for Taxes Collected in 2003**

Message from the Thurston County Assessor ----- 1  
 Thurston County Assessor’s Office Mission and Staff ----- 2  
 Statistical Highlights ----- 3  
 Taxation Flow Chart ----- 4  
 2003 Tax Distribution Pie Chart ----- 5  
 Certified Values By Taxing District for 2003 Tax Year ----- 6 - 9  
 Assessed Values, Levy Rates and Taxes ----- 11 - 17  
 Consolidated Tax Code Areas (TCA) and Rates ----- 19 - 39

TCA 110 – TCA 132 .....19 - 20  
 TCA 135 – TCA 171.....21 - 22  
 TCA 182 – TCA 236 .....23 - 24  
 TCA 237 – TCA 246.....25 - 26  
 TCA 250 – TCA 327 .....27 - 28  
 TCA 335 – TCA 442 .....29 - 30  
 TCA 450 – TCA 475 .....31 - 32  
 TCA 485 – TCA 510 .....33 - 34  
 TCA 511 – TCA 545 .....35 - 36  
 TCA 555 – TCA 567 .....37 - 38

Regular Levy Values by Tax Code Area (TCA).....Inside Back Cover



## ***A Message from the Thurston County Assessor -- Patricia Costello***

---

This annual report offers statistics on the 2002 assessed values for taxes to be collected in 2003. This information and more can also be found on our website at [www.co.thurston.wa.us/assessor](http://www.co.thurston.wa.us/assessor). Each year the Assessor must establish the value of all taxable property in Thurston County based on property sales and other market information from the community. In Assessment Year 2002, the median assessed value for a single-family residence was \$137,000 and the median sale price in January 2002 was \$146,500. By December 2002, the median selling price was \$155,500, about a 6% increase. Values go up when housing costs rise along with inflation. Property sales in the Puget Sound region rose and prices climbed as interest rates approached a 35-year low in 2002.

People sometimes think that their taxes will increase because their assessed value increases. This is not necessarily so. In the 2002 tax year, values went up, but 53% of the property owners paid LESS tax than the year before. Another 14% paid within \$5 of their prior year's tax bill. Less than a third paid more property tax than the year before.

The annual property assessment is an allocation tool that fairly distributes the tax responsibility among all taxpayers.

Each year public taxing districts such as cities, the county, school districts, the port, fire districts, and libraries decide how much money they need from property taxes to provide their services to the public.

The Assessor reviews the total amount each taxing district has decided to raise through property taxes to ensure that statutory limits are met. Then any special levies approved by voters are added in so that a rate can be established for each taxing district. Remember, because assessments are an allocation tool, owners pay only a proportionate share of the total budget for all the taxing districts that provide services to their location.

In Thurston County, about 38% of property taxes come from special levies approved by a vote of the people. People see the value in good schools, good fire protection, and good emergency medical response. They "give permission" for increased taxes when they vote for and pass these special levies. Ultimately, whether taxes rise or fall depends on the decisions made by taxing district officials and the voters.

Please call us between 8 AM and 5 PM at (360) 786-5410 if you have questions about property valuations or if you would like to meet with us.

---

**Thurston County Assessor's Office**  
**Patricia Costello, Assessor**  
**2000 Lakeridge Drive SW Olympia, WA 98502**  
[www.co.thurston.wa.us/assessor](http://www.co.thurston.wa.us/assessor) **(360) 786-5410**

- The mission of the Thurston County Assessor's Office is*
- + *To appraise all property on a fair and equitable basis,*
  - + *To maintain accurate and easily accessible property information, and*
  - + *To provide accurate tax assessments.*

**General Information:**

Patricia Costello, Assessor  
Property Assessment Issues  
Senior Citizen Exemptions  
Current Use  
Property Segregations

[www.co.thurston.wa.us/assessor](http://www.co.thurston.wa.us/assessor)

**(360) 786-5410**

FAX: (360) 754-2958

**Appeal Information:**

The Board of Equalization  
-- an independent body whose members are appointed by county commissioners.


E-Mail: [elderr@co.thurston.wa.us](mailto:elderr@co.thurston.wa.us)

**(360) 786-5135**

FAX **(360) 357-2489**

**Property Record Information:**

1. Go to [www.co.thurston.wa.us/assessor](http://www.co.thurston.wa.us/assessor).
2. Then go to **Assessor's Parcel Look-Up System A+** and press enter.
3. Input 11-digit parcel number OR input only the name of the street .
4. View details by clicking on the categories listed at the top of the page.



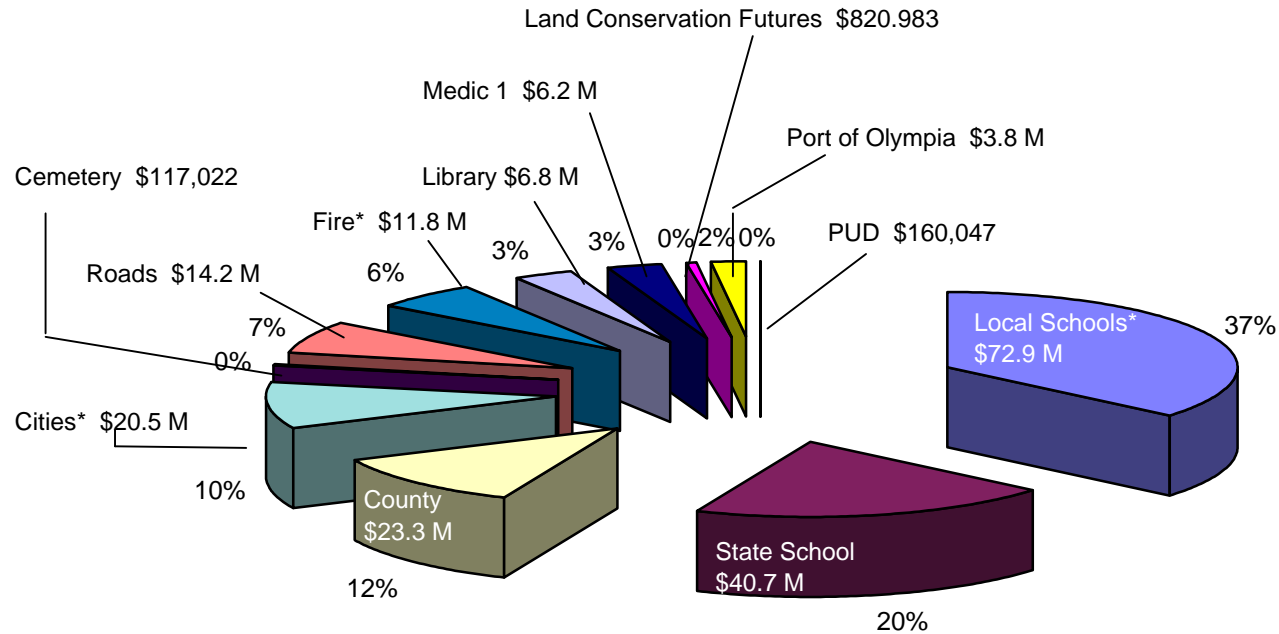
## TAXING RESPONSIBILITIES OF GOVERNMENT FLOW CHART

Taxing Districts	The Assessor's Office	The Treasurer's Office
<p><b>MAKE OR UPHOLD THE TAX LAWS that govern Levies and Tax Rates.</b></p>	<p><b>DETERMINES THE FAIR MARKET VALUE of Real and Personal Property.</b></p>	<p><b>SENDS BILLS AND COLLECTS TAXES from Property Owners.</b></p>
<p><b>These taxing authorities include</b></p> <ul style="list-style-type: none"> <li>• State Legislature</li> <li>• Department of Revenue</li> <li>• County Government</li> <li>• Cities and Towns</li> <li>• Local Taxing Districts               <ul style="list-style-type: none"> <li>• Cemeteries</li> <li>• Fire Districts</li> <li>• Libraries</li> <li>• Medic One</li> <li>• Ports</li> <li>• Roads</li> <li>• Schools</li> </ul> </li> </ul> <p>Local Taxing Districts submit certified budgets to the county commissioners with a request to levy taxes for upcoming tax year.</p>	<p><b>Professional Appraisers and Service Representatives</b></p> <ul style="list-style-type: none"> <li>• Track data on parcels.</li> <li>• Appraise properties.</li> <li>• Provide information to individuals, businesses, and community groups.</li> <li>• Send out valuation notices and renewal reminders.</li> <li>• Assist the public in enrolling in appropriate exemption or special use programs.</li> <li>• Coach individuals on how to use self-help stations to locate details about parcels in the county.</li> <li>• Ensure budgets of the taxing districts comply with state legal requirements.</li> <li>• Calculate the Levy Rate.</li> <li>• Create and certify the tax roll.</li> </ul>	<p style="text-align: center;"><b>The Treasurer's staff</b></p> <ul style="list-style-type: none"> <li>• Send tax bills to property owners.</li> <li>• Collect the property taxes from taxpayers with parcels in Thurston County.</li> </ul> <div style="background-color: #e0e0e0; padding: 5px; margin: 5px 0;"> <ul style="list-style-type: none"> <li>• First Half payable by April 30</li> <li>• Second Half payable by Oct 31</li> </ul> </div> <p>Distribute appropriate amounts to the taxing districts.</p>



## Distribution of 2003 Property Taxes

\* Includes Voter-approved (excess) levies



This chart shows how property taxes collected in 2003 were distributed among the 42 taxing districts throughout Thurston County. About 38 percent of the property taxes come from excess levies approved by a vote of the people. Voters see the value in good schools, good fire protection, and good emergency response and "give permission" for increased taxes when they pass property tax levies.



THURSTON COUNTY

Certified Values For Tax Year 2003

\*Values include State Assessed Utilities and New Construction

Taxing District	A New Construction & Added Improvement	B* Real & Personal	C Timber Value	D State Assessed Utilities	B + C*
CEMETERY DISTRICT #1					
Levy: CEMETERY I-ROCHESTER	\$19,551,200	\$524,778,925	\$0	\$15,080,597	\$524,778,925
CEMETERY DISTRICT #2					
Levy: CEMETERY II-YELM	\$31,788,761	\$862,729,062	\$0	\$31,677,188	\$862,729,062
CENTRALIA S.D. #401L					
Levy: CENTRALIA S.D.401L BOND CMBD	\$169,900	\$34,306,167	\$4,432,964	\$13,646,075	\$38,739,131
Levy: CENTRALIA S.D.401L M&O	\$169,900	\$34,306,167	\$2,216,482	\$13,646,075	\$36,522,649
CITY OF BUCODA					
Levy: CITY OF BUCODA GEN EXP	\$196,400	\$17,264,684	\$0	\$1,212,933	\$17,264,684
CITY OF LACEY					
Levy: CITY OF LACEY 2001 FIRE SAFETY BOND	\$74,287,609	\$2,015,450,031	\$31,841	\$46,008,854	\$2,015,481,872
Levy: CITY OF LACEY 2003 PARK IMP BOND	\$74,287,609	\$2,015,450,031	\$31,841	\$46,008,854	\$2,015,481,872
Levy: CITY OF LACEY BOND	\$74,287,609	\$2,015,450,031	\$31,841	\$46,008,854	\$2,015,481,872
Levy: CITY OF LACEY GEN EXP	\$74,287,609	\$2,039,965,671	\$0	\$46,008,854	\$2,039,965,671
CITY OF OLYMPIA					
Levy: CITY OF OLY GEN EXP	\$35,327,875	\$3,114,550,849	\$0	\$108,492,858	\$3,114,550,849
CITY OF RAINIER					
Levy: CITY OF RAINIER GEN EXP	\$2,313,076	\$56,449,782	\$0	\$2,091,510	\$56,449,782
CITY OF TENINO					
Levy: CITY OF TENINO BOND	\$1,043,132	\$61,216,865	\$0	\$3,415,853	\$61,216,865
Levy: CITY OF TENINO GEN EXP	\$1,043,132	\$62,655,446	\$0	\$3,415,853	\$62,655,446

<b>Taxing District</b>	<b>A New Construction &amp; Added Improvement</b>	<b>B* Real &amp; Personal</b>	<b>C Timber Value</b>	<b>D State Assessed Utilities</b>	<b>B + C* Total Certified</b>
<b>CITY OF TUMWATER</b>					
Levy: CITY OF TUM BOND COMB	\$25,978,887	\$1,067,679,219	\$54,023	\$25,255,020	\$1,067,733,242
Levy: CITY OF TUM GEN EXP	\$25,978,887	\$1,077,517,308	\$0	\$25,255,020	\$1,077,517,308
<b>CITY OF YELM</b>					
Levy: CITY OF YELM GEN EXP	\$14,944,708	\$236,765,104	\$0	\$12,424,591	\$236,765,104
<b>CONSERVATION FUTURES</b>					
Levy: CONSERVATION FUTURES	\$354,691,502	\$14,146,526,273	\$0	\$396,695,530	\$14,146,526,273
<b>COUNTY ROAD</b>					
Levy: ROAD DISTRICT	\$200,599,815	\$7,541,357,429	\$0	\$197,793,911	\$7,541,357,429
<b>FIRE DISTRICT #01</b>					
Levy: F.D.#01 EXP-ROCH/GRD MND	\$19,185,813	\$459,667,099	\$0	\$14,613,589	\$459,667,099
Levy: F.D.#01 EXP-ROCHESTER	\$12,921,824	\$302,433,264	\$0	\$11,260,890	\$302,433,264
<b>FIRE DISTRICT #02</b>					
Levy: YELM FIRE DISTRICT NO. 2	\$11,952,129	\$440,112,445	\$0	\$15,650,981	\$440,112,445
<b>FIRE DISTRICT #03</b>					
Levy: F.D.#03 BOND NEW (1988)	\$65,164,525	\$2,410,467,173	\$288,284	\$52,977,741	\$2,410,755,457
Levy: F.D.#03 BOND 20 YR (2000)	\$54,287,625	\$2,056,196,823	\$288,284	\$44,565,454	\$2,056,485,107
Levy: F.D.#03 EXPENSE-LACEY	\$54,287,625	\$2,091,515,717	\$0	\$44,565,454	\$2,091,515,717
<b>FIRE DISTRICT #04</b>					
Levy: F.D.#04 2003 BOND 10 YRS	\$7,070,226	\$205,406,492	\$150,363	\$11,167,421	\$205,556,855
Levy: F.D.#04 EXPENSE-RAINIER	\$7,070,226	\$208,559,834	\$0	\$11,167,421	\$208,559,834
<b>FIRE DISTRICT #05</b>					
Levy: F.D.#05 EXP-BLACK LAKE	\$7,019,337	\$387,870,329	\$0	\$7,547,202	\$387,870,329
<b>FIRE DISTRICT #06</b>					
Levy: F.D.#06 BOND 8 YEARS	\$20,519,748	\$699,111,520	\$475,563	\$18,171,844	\$699,587,083
Levy: F.D.#06 EXP-EAST OLYMPIA	\$20,437,295	\$696,461,515	\$0	\$17,395,444	\$696,461,515

<b>Taxing District</b>	<b>A</b> <b>New Construction &amp; Added Improvement</b>	<b>B*</b> <b>Real &amp; Personal</b>	<b>C</b> <b>Timber Value</b>	<b>D</b> <b>State Assessed Utilities</b>	<b>B + C*</b> <b>Total Certified</b>
<b>FIRE DISTRICT #07</b>					
<b>Levy: F.D.#07 BOND-NORTH OLY</b>	\$4,277,533	\$321,886,599	\$93,312	\$3,454,484	\$321,979,911
<b>Levy: F.D.#07 EXP-NORTH OLY</b>	\$4,277,533	\$326,043,977	\$0	\$3,454,484	\$326,043,977
<b>FIRE DISTRICT #08</b>					
<b>Levy: F.D.#08 BOND 20 YRS (97)</b>	\$20,229,651	\$549,616,753	\$83,571	\$6,965,654	\$549,700,324
<b>Levy: F.D.#08 EXP-SOUTH BAY</b>	\$20,229,651	\$553,695,968	\$0	\$6,584,417	\$553,695,968
<b>FIRE DISTRICT #09</b>					
<b>Levy: F.D.#09 EXP-MCLANE</b>	\$22,456,225	\$771,705,390	\$0	\$17,808,334	\$771,705,390
<b>FIRE DISTRICT #11</b>					
<b>Levy: F.D.#11 BOND-LITTLEROCK</b>	\$15,261,670	\$473,445,132	\$693,290	\$11,514,373	\$474,138,422
<b>Levy: F.D.#11 EXP-LITTLEROCK</b>	\$15,261,670	\$479,438,306	\$0	\$11,514,373	\$479,438,306
<b>FIRE DISTRICT #12</b>					
<b>Levy: F.D.#12 BOND 7 YR (2001)</b>	\$4,604,187	\$188,693,448	\$461,730	\$12,321,280	\$189,155,178
<b>Levy: F.D.#12 EXP-TENINO</b>	\$4,604,187	\$191,242,398	\$0	\$12,321,280	\$191,242,398
<b>FIRE DISTRICT #13</b>					
<b>Levy: F.D.#13 BOND 20 YEAR</b>	\$8,436,800	\$437,240,535	\$133,419	\$5,499,847	\$437,373,954
<b>Levy: F.D.#13 EXP-GRIFFIN</b>	\$8,436,800	\$442,658,450	\$0	\$5,499,847	\$442,658,450
<b>FIRE DISTRICT #14</b>					
<b>Levy: F.D.#14 BOND 2001</b>	\$6,263,989	\$154,409,989	\$477,118	\$3,352,699	\$154,887,107
<b>Levy: F.D.#14 EXP-GRD MOUND</b>	\$6,263,989	\$157,233,835	\$0	\$3,352,699	\$157,233,835
<b>FIRE DISTRICT #15</b>					
<b>Levy: F.D.#15 EXP-MUNN LAKE</b>	\$852,600	\$68,563,294	\$0	\$994,163	\$68,563,294
<b>FIRE DISTRICT #16</b>					
<b>Levy: F.D.#16 EXP-GIBSON VLY</b>	\$248,300	\$29,083,857	\$0	\$8,282,044	\$29,083,857

<b>Taxing District</b>	<b>A</b> <b>New Construction &amp; Added Improvement</b>	<b>B*</b> <b>Real &amp; Personal</b>	<b>C</b> <b>Timber Value</b>	<b>D</b> <b>State Assessed Utilities</b>	<b>B + C*</b> <b>Total Certified</b>
<b>FIRE DISTRICT #17</b>					
<b>Levy: F.D.#17 BOND</b>	\$4,076,300	\$125,098,315	\$331,993	\$2,911,390	\$125,430,308
<b>Levy: F.D.#17 EXP-BALD HILLS</b>	\$4,076,300	\$126,308,423	\$0	\$2,911,390	\$126,308,423
<b>GRIFFIN S.D. #324</b>					
<b>Levy: GRIFFIN S.D.324 BOND</b>	\$9,129,067	\$534,118,907	\$4,973,682	\$6,292,810	\$539,092,589
<b>Levy: GRIFFIN S.D.324 M&amp;O</b>	\$9,129,067	\$534,118,907	\$2,486,841	\$6,292,810	\$536,605,748
<b>MEDIC ONE</b>					
<b>Levy: MEDIC 1 EXP</b>	\$354,691,502	\$14,146,526,273	\$0	\$396,695,530	\$14,146,526,273
<b>NORTH THURSTON S.D. #3</b>					
<b>Levy: N.THUR.S.D.3 BOND NEW</b>	\$146,412,921	\$4,799,929,573	\$1,902,005	\$102,054,235	\$4,801,831,578
<b>Levy: N.THUR.S.D.3 BOND OLD</b>	\$146,276,421	\$4,791,810,828	\$1,902,005	\$102,009,947	\$4,793,712,833
<b>Levy: N.THUR.S.D.3 M&amp;O</b>	\$146,412,921	\$4,799,929,573	\$951,003	\$102,054,235	\$4,800,880,576
<b>OLYMPIA S.D. #111</b>					
<b>Levy: OLY S.D.111 BOND CMBD</b>	\$69,408,077	\$4,132,517,564	\$2,375,767	\$127,922,450	\$4,134,893,331
<b>Levy: OLY S.D.111 CAPITAL PROJECTS</b>	\$69,408,077	\$4,132,517,564	\$2,375,767	\$127,922,450	\$4,134,893,331
<b>Levy: OLY S.D.111 M&amp;O</b>	\$69,408,077	\$4,132,517,564	\$1,527,773	\$127,922,450	\$4,134,045,337
<b>PORT OF OLYMPIA</b>					
<b>Levy: PORT OF OLY G.O.BOND</b>	\$354,691,502	\$14,146,526,273	\$0	\$396,695,530	\$14,146,526,273
<b>PUD #1</b>					
<b>Levy: P.U.D. #1</b>	\$354,691,502	\$14,146,526,273	\$0	\$396,695,530	\$14,146,526,273
<b>RAINIER S.D. #307</b>					
<b>Levy: RAINIER S.D.307 BOND NEW</b>	\$6,488,602	\$218,219,217	\$8,740,204	\$12,248,147	\$226,959,421
<b>Levy: RAINIER S.D.307 M&amp;O</b>	\$6,488,602	\$218,219,217	\$4,370,102	\$12,248,147	\$222,589,319
<b>ROCHESTER S.D. #401</b>					
<b>Levy: ROCHESTER S.D.401 BOND CMBD</b>	\$21,167,553	\$527,363,892	\$7,985,933	\$15,143,429	\$535,349,825
<b>Levy: ROCHESTER S.D.401 M&amp;O</b>	\$21,167,553	\$527,363,892	\$3,992,967	\$15,143,429	\$531,356,859

<b>Taxing District</b>	<b>A</b> <b>New Construction &amp; Added Improvement</b>	<b>B*</b> <b>Real &amp; Personal</b>	<b>C</b> <b>Timber Value</b>	<b>D</b> <b>State Assessed Utilities</b>	<b>B + C*</b> <b>Total Certified</b>
<b>STATE OF WASHINGTON</b>					
<b>Levy:</b> STATE OF WASHINGTON	\$354,691,502	\$14,137,374,997	\$0	\$396,695,530	\$14,137,374,997
<b>Levy:</b> STATE OF WASHINGTON REFUND	\$354,691,502	\$14,137,374,997	\$0	\$396,695,530	\$14,137,374,997
<b>TANGLEWILDE PK</b>					
<b>Levy:</b> TANGLEWILDE PARK & REC	\$134,100	\$83,712,961	\$0	\$842,502	\$83,712,961
<b>TENINO S.D. #402</b>					
<b>Levy:</b> TENINO S.D.402 BOND CMBD	\$10,458,538	\$473,508,789	\$19,519,433	\$33,436,819	\$493,028,222
<b>Levy:</b> TENINO S.D.402 M&O	\$10,458,538	\$473,508,789	\$9,759,717	\$33,436,819	\$483,268,506
<b>THURSTON COUNTY</b>					
<b>Levy:</b> CURRENT EXPENSE	\$354,691,502	\$14,146,526,273	\$0	\$396,695,530	\$14,146,526,273
<b>TIMBERLAND LIBRARY</b>					
<b>Levy:</b> TIMBERLAND RGNL LIBR	\$354,691,502	\$14,146,526,273	\$0	\$396,695,530	\$14,146,526,273
<b>TUMWATER S.D. #33</b>					
<b>Levy:</b> TUMWATER S.D. 33 BOND	\$55,365,954	\$2,218,111,149	\$4,815,788	\$52,601,878	\$2,222,926,937
<b>Levy:</b> TUMWATER S.D. 33 M&O	\$55,365,954	\$2,218,111,149	\$2,407,894	\$52,601,878	\$2,220,519,043
<b>YELM S.D. #2</b>					
<b>Levy:</b> YELM S.D. 2 BOND NEW	\$36,090,890	\$1,029,662,761	\$27,106,500	\$33,349,687	\$1,056,769,261
<b>Levy:</b> YELM S.D. 2 M&O	\$36,090,890	\$1,029,662,761	\$16,220,098	\$33,349,687	\$1,045,882,859



**ASSESSED VALUES, LEVY RATES TAXES  
FOR TAX YEAR 2003**

"Regular Value" includes values of property subject to regular (non-voter approved) levies and "Excess Value" includes values subject to excess (voter approved) levies. Values have been adjusted for all exemptions including senior citizens/disabled persons.

District / Levy	Regular Value	Excess Value	Timber Value	Rate	Real & Pers. Tax	Timber Tax	Total Tax
<b>CEMETERY DISTRICT #1</b>							
CEMETERY I-ROCHESTER	\$524,778,925			0.069826565539	\$36,643.51	\$0.00	\$36,643.51
Totals for CEMETERY DISTRICT #1				0.069826565539	\$36,643.51	\$0.00	\$36,643.51
<b>CEMETERY DISTRICT #2</b>							
CEMETERY II-YELM	\$862,729,062			0.093167905824	\$80,378.66	\$0.00	\$80,378.66
Totals for CEMETERY DISTRICT #2				0.093167905824	\$80,378.66	\$0.00	\$80,378.66
<b>CENTRALIA S.D. #401L</b>							
CENTRALIA S.D.401L M&O		\$34,306,167	\$2,216,482	2.098000202066	\$71,974.35	\$4,650.18	\$76,624.53
CENTRALIA S.D.401L BOND CMBD		\$34,306,167	\$4,432,964	0.379957709625	\$13,034.89	\$1,684.34	\$14,719.23
Totals for CENTRALIA S.D. #401L				2.477957911691	\$85,009.24	\$6,334.52	\$91,343.76
<b>CITY OF BUCODA</b>							
CITY OF BUCODA GEN EXP	\$17,264,684			2.781220901582	\$48,016.90	\$0.00	\$48,016.90
Totals for CITY OF BUCODA				2.781220901582	\$48,016.90	\$0.00	\$48,016.90
<b>CITY OF LACEY</b>							
CITY OF LACEY BOND		\$2,015,450,031	\$31,841	0.139998778416	\$282,160.54	\$4.46	\$282,165.00
CITY OF LACEY 2003 PARK IMP BO		\$2,015,450,031	\$31,841	0.105433843366	\$212,496.64	\$3.36	\$212,500.00
CITY OF LACEY 2001 FIRE SAFETY		\$2,015,450,031	\$31,841	0.226858899776	\$457,222.78	\$7.22	\$457,230.00
CITY OF LACEY GEN EXP	\$2,039,965,671			2.760159192895	\$5,630,630.00	\$0.00	\$5,630,630.00
Totals for CITY OF LACEY				3.232450714453	\$6,582,509.96	\$15.04	\$6,582,525.00
<b>CITY OF OLYMPIA</b>							
CITY OF OLY GEN EXP	\$3,114,550,849			2.927607919109	\$9,118,183.73	\$0.00	\$9,118,183.73
Totals for CITY OF OLYMPIA				2.927607919109	\$9,118,183.73	\$0.00	\$9,118,183.73

District / Levy	Regular Value	Excess Value	Timber Value	Rate	Real & Pers. Tax	Timber Tax	Total Tax
<b>CITY OF RAINIER</b>							
CITY OF RAINIER GEN EXP	\$56,449,782			1.987802184958	\$112,211.00	\$0.00	\$112,211.00
Totals for CITY OF RAINIER				1.987802184958	\$112,211.00	\$0.00	\$112,211.00
<b>CITY OF TENINO</b>							
CITY OF TENINO BOND		\$61,216,865		0.521914998424	\$31,950.00	\$0.00	\$31,950.00
CITY OF TENINO GEN EXP	\$62,655,446			2.918841883274	\$182,881.34	\$0.00	\$182,881.34
Totals for CITY OF TENINO				3.440756881698	\$214,831.34	\$0.00	\$214,831.34
<b>CITY OF TUMWATER</b>							
CITY OF TUM BOND COMB		\$1,067,679,219	\$54,023	0.769027288559	\$821,074.45	\$41.55	\$821,116.00
CITY OF TUM GEN EXP	\$1,077,517,308			2.665519856318	\$2,872,143.78	\$0.00	\$2,872,143.78
Totals for CITY OF TUMWATER				3.434547144877	\$3,693,218.23	\$41.55	\$3,693,259.78
<b>CITY OF YELM</b>							
CITY OF YELM GEN EXP	\$236,765,104			2.883291365437	\$682,662.78	\$0.00	\$682,662.78
Totals for CITY OF YELM				2.883291365437	\$682,662.78	\$0.00	\$682,662.78
<b>CONSERVATION FUTURES</b>							
CONSERVATION FUTURES	\$14,146,526,273			0.058034236402	\$820,982.85	\$0.00	\$820,982.85
Totals for CONSERVATION FUTURES				0.058034236402	\$820,982.85	\$0.00	\$820,982.85
<b>COUNTY ROAD</b>							
ROAD DISTRICT	\$7,541,357,429			1.886052710525	\$14,223,397.62	\$0.00	\$14,223,397.62
Totals for COUNTY ROAD				1.886052710525	\$14,223,397.62	\$0.00	\$14,223,397.62
<b>FIRE DISTRICT #01</b>							
F.D.#01 EXP-ROCH/GRD MND	\$459,667,099			1.393758964681	\$640,665.14	\$0.00	\$640,665.14
Totals for FIRE DISTRICT #01				1.393758964681	\$640,665.14	\$0.00	\$640,665.14

District / Levy	Regular Value	Excess Value	Timber Value	Rate	Real & Pers. Tax	Timber Tax	Total Tax
<b>FIRE DISTRICT #02</b>							
YELM FIRE DISTRICT NO. 2	\$440,112,445			1.366255980332	\$601,306.26	\$0.00	\$601,306.26
Totals for FIRE DISTRICT #02				1.366255980332	\$601,306.26	\$0.00	\$601,306.26
<b>FIRE DISTRICT #03</b>							
F.D.#03 BOND 20 YR (2000)		\$2,056,196,823	\$288,284	0.247462040093	\$508,830.66	\$71.34	\$508,902.00
F.D.#03 EXPENSE-LACEY	\$2,091,515,717			1.379281353973	\$2,884,788.63	\$0.00	\$2,884,788.63
F.D.#03 BOND NEW (1988)		\$2,410,467,173	\$288,284	0.173430282522	\$418,048.00	\$50.00	\$418,098.00
Totals for FIRE DISTRICT #03				1.800173676588	\$3,811,667.29	\$121.34	\$3,811,788.63
<b>FIRE DISTRICT #04</b>							
F.D.#04 EXPENSE-RAINIER	\$208,559,834			0.988861594510	\$206,236.81	\$0.00	\$206,236.81
F.D.#04 2003 BOND 10 YRS		\$205,406,492	\$150,363	0.398916397120	\$81,940.02	\$59.98	\$82,000.00
Totals for FIRE DISTRICT #04				1.387777991630	\$288,176.83	\$59.98	\$288,236.81
<b>FIRE DISTRICT #05</b>							
F.D.#05 EXP-BLACK LAKE	\$387,870,329			1.397092428795	\$541,890.70	\$0.00	\$541,890.70
Totals for FIRE DISTRICT #05				1.397092428795	\$541,890.70	\$0.00	\$541,890.70
<b>FIRE DISTRICT #06</b>							
F.D.#06 EXP-EAST OLYMPIA	\$696,461,515			1.350892317431	\$940,844.51	\$0.00	\$940,844.51
F.D.#06 BOND 8 YEARS		\$699,111,520	\$475,563	0.507442187866	\$354,758.68	\$241.32	\$355,000.00
Totals for FIRE DISTRICT #06				1.858334505297	\$1,295,603.19	\$241.32	\$1,295,844.51
<b>FIRE DISTRICT #07</b>							
F.D.#07 BOND-NORTH OLY		\$321,886,599	\$93,312	0.270203192894	\$86,974.79	\$25.21	\$87,000.00
F.D.#07 EXP-NORTH OLY	\$326,043,977			0.876646925454	\$285,825.45	\$0.00	\$285,825.45
Totals for FIRE DISTRICT #07				1.146850118348	\$372,800.24	\$25.21	\$372,825.45

District / Levy	Regular Value	Excess Value	Timber Value	Rate	Real & Pers. Tax	Timber Tax	Total Tax
<b>FIRE DISTRICT #08</b>							
F.D.#08 EXP-SOUTH BAY	\$553,695,968			1.345027493500	\$744,736.30	\$0.00	\$744,736.30
F.D.#08 BOND 20 YRS (97)		\$549,616,753	\$83,571	0.356557912453	\$195,970.20	\$29.80	\$196,000.00
Totals for FIRE DISTRICT #08				1.701585405953	\$940,706.50	\$29.80	\$940,736.30
<b>FIRE DISTRICT #09</b>							
F.D.#09 EXP-MCLANE	\$771,705,390			1.500000000000	\$1,157,558.09	\$0.00	\$1,157,558.09
Totals for FIRE DISTRICT #09				1.500000000000	\$1,157,558.09	\$0.00	\$1,157,558.09
<b>FIRE DISTRICT #11</b>							
F.D.#11 EXP-LITTLE ROCK	\$479,438,306			1.385706506313	\$664,360.78	\$0.00	\$664,360.78
F.D.#11 BOND-LITTLE ROCK		\$473,445,132	\$693,290	0.287257884365	\$136,000.85	\$199.15	\$136,200.00
Totals for FIRE DISTRICT #11				1.672964390678	\$800,361.63	\$199.15	\$800,560.78
<b>FIRE DISTRICT #12</b>							
F.D.#12 BOND 7 YR (2001)		\$188,693,448	\$461,730	0.407073180941	\$76,812.04	\$187.96	\$77,000.00
F.D.#12 EXP-TENINO	\$191,242,398			1.037691024979	\$198,450.52	\$0.00	\$198,450.52
Totals for FIRE DISTRICT #12				1.444764205920	\$275,262.56	\$187.96	\$275,450.52
<b>FIRE DISTRICT #13</b>							
F.D.#13 EXP-GRIFFIN	\$442,658,450			1.122061490072	\$496,690.00	\$0.00	\$496,690.00
F.D.#13 BOND 20 YEAR		\$437,240,535	\$133,419	0.445842735299	\$194,940.52	\$59.48	\$195,000.00
Totals for FIRE DISTRICT #13				1.567904225371	\$691,630.52	\$59.48	\$691,690.00
<b>FIRE DISTRICT #14</b>							
F.D. #14 BOND 2001		\$154,409,989	\$477,118	0.761845206393	\$117,636.51	\$363.49	\$118,000.00
Totals for FIRE DISTRICT #14				0.761845206393	\$117,636.51	\$363.49	\$118,000.00

District / Levy	Regular Value	Excess Value	Timber Value	Rate	Real & Pers. Tax	Timber Tax	Total Tax
<b>FIRE DISTRICT #15</b>							
F.D.#15 EXP-MUNN LAKE	\$68,563,294			0.931431328256	\$63,862.00	\$0.00	\$63,862.00
Totals for FIRE DISTRICT #15				0.931431328256	\$63,862.00	\$0.00	\$63,862.00
<b>FIRE DISTRICT #16</b>							
F.D.#16 EXP-GIBSON VLY	\$29,083,857			1.000000000000	\$29,083.86	\$0.00	\$29,083.86
Totals for FIRE DISTRICT #16				1.000000000000	\$29,083.86	\$0.00	\$29,083.86
<b>FIRE DISTRICT #17</b>							
F.D.#17 BOND		\$125,098,315	\$331,993	0.318902190689	\$39,894.13	\$105.87	\$40,000.00
F.D.#17 EXP-BALD HILLS	\$126,308,423			1.301549382815	\$164,396.65	\$0.00	\$164,396.65
Totals for FIRE DISTRICT #17				1.620451573504	\$204,290.78	\$105.87	\$204,396.65
<b>GRIFFIN S.D. #324</b>							
GRIFFIN S.D.324 M&O		\$534,118,907	\$2,486,841	1.995338298165	\$1,065,747.91	\$4,962.09	\$1,070,710.00
GRIFFIN S.D.324 BOND		\$534,118,907	\$4,973,682	1.669472032011	\$891,696.58	\$8,303.42	\$900,000.00
Totals for GRIFFIN S.D. #324				3.664810330176	\$1,957,444.49	\$13,265.51	\$1,970,710.00
<b>MEDIC ONE</b>							
MEDIC 1 EXP	\$14,146,526,273			0.435605698606	\$6,162,307.46	\$0.00	\$6,162,307.46
Totals for MEDIC ONE				0.435605698606	\$6,162,307.46	\$0.00	\$6,162,307.46
<b>NORTH THURSTON S.D. #3</b>							
N.THUR.S.D.3 BOND NEW		\$4,799,929,573	\$1,902,005	1.732942912476	\$8,318,003.93	\$3,296.07	\$8,321,300.00
N.THUR.S.D.3 M&O		\$4,799,929,573	\$951,003	3.162331109817	\$15,178,966.61	\$3,007.39	\$15,181,974.00
N.THUR.S.D.3 BOND OLD		\$4,791,810,828	\$1,902,005	0.193732923175	\$928,331.52	\$368.48	\$928,700.00
Totals for NORTH THURSTON S.D. #3				5.089006945468	\$24,425,302.06	\$6,671.94	\$24,431,974.00

District / Levy	Regular Value	Excess Value	Timber Value	Rate	Real & Pers. Tax	Timber Tax	Total Tax
<b>OLYMPIA S.D. #111</b>							
OLY S.D.111 M&O		\$4,132,517,564	\$1,527,773	2.822476061297	\$11,663,931.90	\$4,312.10	\$11,668,244.00
OLY S.D.111 BOND CMBD		\$4,132,517,564	\$2,375,767	2.781208384212	\$11,493,392.50	\$6,607.50	\$11,500,000.00
OLY S.D.111 CAPITAL PROJECTS		\$4,132,517,564	\$2,375,767	0.249099533542	\$1,029,408.20	\$591.80	\$1,030,000.00
Totals for OLYMPIA S.D. #111				5.852783979051	\$24,186,732.60	\$11,511.40	\$24,198,244.00
<b>PORT OF OLYMPIA</b>							
PORT OF OLY G.O.BOND	\$14,146,526,273			0.267786092988	\$3,788,243.00	\$0.00	\$3,788,243.00
Totals for PORT OF OLYMPIA				0.267786092988	\$3,788,243.00	\$0.00	\$3,788,243.00
<b>PUD #1</b>							
P.U.D. #1	\$14,146,526,273			0.011313519440	\$160,047.00	\$0.00	\$160,047.00
Totals for PUD #1				0.011313519440	\$160,047.00	\$0.00	\$160,047.00
<b>RAINIER S.D. #307</b>							
RAINIER S.D.307 M&O		\$218,219,217	\$4,370,102	3.346971019755	\$730,373.40	\$14,626.60	\$745,000.00
RAINIER S.D.307 BOND NEW		\$218,219,217	\$8,740,204	1.740399223172	\$379,788.56	\$15,211.44	\$395,000.00
Totals for RAINIER S.D. #307				5.087370242927	\$1,110,161.96	\$29,838.04	\$1,140,000.00
<b>ROCHESTER S.D. #401</b>							
ROCHESTER S.D.401 BOND CMBD		\$527,363,892	\$7,985,933	2.464130565329	\$1,299,493.49	\$19,678.38	\$1,319,171.87
ROCHESTER S.D.401 M&O		\$527,363,892	\$3,992,967	2.829308934582	\$1,492,075.37	\$11,297.34	\$1,503,372.71
Totals for ROCHESTER S.D. #401				5.293439499911	\$2,791,568.86	\$30,975.72	\$2,822,544.58
<b>STATE OF WASHINGTON</b>							
STATE OF WASHINGTON REFUND	\$14,137,374,997			0.000576839760	\$8,155.00	\$0.00	\$8,155.00
STATE OF WASHINGTON	\$14,137,374,997			2.881353858736	\$40,734,780.00	\$0.00	\$40,734,780.00
Totals for STATE OF WASHINGTON				2.881930698496	\$40,742,935.00	\$0.00	\$40,742,935.00

District / Levy	Regular Value	Excess Value	Timber Value	Rate	Real & Pers. Tax	Timber Tax	Total Tax
<b>TENINO S.D. #402</b>							
TENINO S.D.402 BOND CMBD		\$473,508,789	\$19,519,433	0.608484436820	\$288,122.73	\$11,877.27	\$300,000.00
TENINO S.D.402 M&O		\$473,508,789	\$9,759,717	3.205257493026	\$1,517,717.59	\$31,282.41	\$1,549,000.00
Totals for TENINO S.D. #402				3.813741929846	\$1,805,840.32	\$43,159.68	\$1,849,000.00
<b>THURSTON COUNTY</b>							
CURRENT EXPENSE	\$14,146,526,273			1.648146904763	\$23,315,553.49	\$0.00	\$23,315,553.49
Totals for THURSTON COUNTY				1.648146904763	\$23,315,553.49	\$0.00	\$23,315,553.49
<b>TIMBERLAND LIBRARY</b>							
TIMBERLAND RGNL LIBR	\$14,146,526,273			0.481200000000	\$6,807,308.44	\$0.00	\$6,807,308.44
Totals for TIMBERLAND LIBRARY				0.481200000000	\$6,807,308.44	\$0.00	\$6,807,308.44
<b>TUMWATER S.D. #33</b>							
TUMWATER S.D. 33 BOND		\$2,218,111,149	\$4,815,788	2.249286702490	\$4,989,167.91	\$10,832.09	\$5,000,000.00
TUMWATER S.D. 33 M&O		\$2,218,111,149	\$2,407,894	3.207605907481	\$7,114,826.42	\$7,723.58	\$7,122,550.00
Totals for TUMWATER S.D. #33				5.456892609971	\$12,103,994.33	\$18,555.67	\$12,122,550.00
<b>YELM S.D. #2</b>							
YELM S.D. 2 BOND NEW		\$1,029,662,761	\$27,106,500	0.950619050769	\$978,817.04	\$25,767.96	\$1,004,585.00
YELM S.D. 2 M&O		\$1,029,662,761	\$16,220,098	3.343032089637	\$3,442,195.65	\$54,224.31	\$3,496,419.96
Totals for YELM S.D. #2				4.293651140406	\$4,421,012.69	\$79,992.27	\$4,501,004.96

**Total County Value: \$14,146,526,273.00**

**Total County Tax: \$201,550,754.54**

**Average County Tax Rate: 14.2473672086312 Per \$1000**



**CONSOLIDATED TAX CODE AREAS & RATES  
FOR TAX YEAR 2003**

"TCA's" (Tax Code Areas) designate a unique set of taxing districts. They appear on tax statements. The first two columns list the Tax Code Area and regular, excess and total levy rates within that TCA. The columns to the right list levy types, taxing districts and levy rates. All rates are expressed in dollars per thousand dollars of assessed value.

TCA	Regular Rate/ Excess Rate	County/State of Washington	Levy	District	Rates	
					Regular	Excess
110	\$8.711625069804	\$1.706181141165	City:	CITY OF OLYMPIA	\$2.927607919109	
	\$5.852783979051	\$2.881930698496	EMS:	MEDIC ONE	\$0.435605698606	
			Port	PORT OF OLYMPIA	\$0.267786092988	
			Park:			
			Library:	TIMBERLAND LIBRARY	\$0.481200000000	
			Road:			
			School:	OLYMPIA S.D. #111		\$5.852783979051
Total:	\$14.564409048855		Other:	PUD #1	\$0.011313519440	
114	\$8.711625069804	\$1.706181141165	City:	CITY OF OLYMPIA	\$2.927607919109	
	\$5.089006945468	\$2.881930698496	EMS:	MEDIC ONE	\$0.435605698606	
			Port	PORT OF OLYMPIA	\$0.267786092988	
			Park:			
			Library:	TIMBERLAND LIBRARY	\$0.481200000000	
			Road:			
			School:	NORTH THURSTON S.D. #3		\$5.089006945468
Total:	\$13.800632015272		Other:	PUD #1	\$0.011313519440	
126	\$8.711625069804	\$1.706181141165	City:	CITY OF OLYMPIA	\$2.927607919109	
	\$5.456892609971	\$2.881930698496	EMS:	MEDIC ONE	\$0.435605698606	
			Port	PORT OF OLYMPIA	\$0.267786092988	
			Park:			
			Library:	TIMBERLAND LIBRARY	\$0.481200000000	
			Road:			
			School:	TUMWATER S.D. #33		\$5.456892609971
Total:	\$14.168517679775		Other:	PUD #1	\$0.011313519440	
127	\$8.711625069804	\$1.706181141165	City:	CITY OF OLYMPIA	\$2.927607919109	
	\$6.026214261573	\$2.881930698496	EMS:	MEDIC ONE	\$0.435605698606	
			Port	PORT OF OLYMPIA	\$0.267786092988	
			Park:			
			Library:	TIMBERLAND LIBRARY	\$0.481200000000	
			Road:			
			School:	OLYMPIA S.D. #111		\$5.852783979051
Total:	\$14.737839331377		Fire:	FIRE DISTRICT #03		\$0.173430282522
			Other:	PUD #1	\$0.011313519440	

TCA	Regular Rate/ Excess Rate	County/State of Washington	Levy	District	Rates	
					Regular	Excess
128	\$8.711625069804	\$1.706181141165	City:	CITY OF OLYMPIA	\$2.927607919109	
	\$5.262437227990	\$2.881930698496	EMS:	MEDIC ONE	\$0.435605698606	
			Port	PORT OF OLYMPIA	\$0.267786092988	
			Park:			
	Total: \$13.974062297794		Library:	TIMBERLAND LIBRARY	\$0.481200000000	
			Road:			
			School:	NORTH THURSTON S.D. #3		\$5.089006945468
			Fire:	FIRE DISTRICT #03		\$0.173430282522
		Other:	PUD #1	\$0.011313519440		
129	\$8.711625069804	\$1.706181141165	City:	CITY OF OLYMPIA	\$2.927607919109	
	\$5.262437227990	\$2.881930698496	EMS:	MEDIC ONE	\$0.435605698606	
			Port	PORT OF OLYMPIA	\$0.267786092988	
			Park:			
	Total: \$13.974062297794		Library:	TIMBERLAND LIBRARY	\$0.481200000000	
			Road:			
			School:	NORTH THURSTON S.D. #3		\$5.089006945468
			Fire:	FIRE DISTRICT #03		\$0.173430282522
		Other:	PUD #1	\$0.011313519440		
130	\$8.711625069804	\$1.706181141165	City:	CITY OF OLYMPIA	\$2.927607919109	
	\$6.360226166917	\$2.881930698496	EMS:	MEDIC ONE	\$0.435605698606	
			Port	PORT OF OLYMPIA	\$0.267786092988	
			Park:			
	Total: \$15.071851236721		Library:	TIMBERLAND LIBRARY	\$0.481200000000	
			Road:			
			School:	OLYMPIA S.D. #111		\$5.852783979051
			Fire:	FIRE DISTRICT #06		\$0.507442187866
		Other:	PUD #1	\$0.011313519440		
132	\$8.601501189476	\$1.706181141165	City:	CITY OF OLYMPIA	\$2.927607919109	
	\$5.852783979051	\$2.881930698496	EMS:	MEDIC ONE	\$0.435605698606	
			Port	PORT OF OLYMPIA	\$0.267786092988	
			Park:			
	Total: \$14.454285168527		Library:	TIMBERLAND LIBRARY	\$0.481200000000	
			Road:	COUNTY ROAD	\$1.886052710525	
			School:	OLYMPIA S.D. #111		\$5.852783979051
			Fire:	FIRE DISTRICT #15	\$0.931431328256	
		Other:	PUD #1	\$0.011313519440		

TCA	Regular Rate/ Excess Rate	County/State of Washington	Levy	District	Rates		
					Regular	Excess	
135	\$7.670069861220	\$1.706181141165	City:				
	\$5.852783979051	\$2.881930698496	EMS:	MEDIC ONE	\$0.435605698606		
			Port	PORT OF OLYMPIA	\$0.267786092988		
			Park:				
Total:	\$13.522853840271		Library:	TIMBERLAND LIBRARY	\$0.481200000000		
			Road:	COUNTY ROAD	\$1.886052710525		
			School:	OLYMPIA S.D. #111			\$5.852783979051
			Other:	PUD #1	\$0.011313519440		
141	\$9.049351215193	\$1.706181141165	City:				
	\$6.273676301666	\$2.881930698496	EMS:	MEDIC ONE	\$0.435605698606		
			Port	PORT OF OLYMPIA	\$0.267786092988		
			Park:				
Total:	\$15.323027516859		Library:	TIMBERLAND LIBRARY	\$0.481200000000		
			Road:	COUNTY ROAD	\$1.886052710525		
			School:	OLYMPIA S.D. #111			\$5.852783979051
			Fire:	FIRE DISTRICT #03	\$1.379281353973		\$0.420892322615
			Other:	PUD #1	\$0.011313519440		
146	\$9.020962178651	\$1.706181141165	City:				
	\$6.360226166917	\$2.881930698496	EMS:	MEDIC ONE	\$0.435605698606		
			Port	PORT OF OLYMPIA	\$0.267786092988		
			Park:				
Total:	\$15.381188345568		Library:	TIMBERLAND LIBRARY	\$0.481200000000		
			Road:	COUNTY ROAD	\$1.886052710525		
			School:	OLYMPIA S.D. #111			\$5.852783979051
			Fire:	FIRE DISTRICT #06	\$1.350892317431		\$0.507442187866
			Other:	PUD #1	\$0.011313519440		
150	\$8.546716786674	\$1.706181141165	City:				
	\$6.122987171945	\$2.881930698496	EMS:	MEDIC ONE	\$0.435605698606		
			Port	PORT OF OLYMPIA	\$0.267786092988		
			Park:				
Total:	\$14.669703958619		Library:	TIMBERLAND LIBRARY	\$0.481200000000		
			Road:	COUNTY ROAD	\$1.886052710525		
			School:	OLYMPIA S.D. #111			\$5.852783979051
			Fire:	FIRE DISTRICT #07	\$0.876646925454		\$0.270203192894
			Other:	PUD #1	\$0.011313519440		

TCA	Regular Rate/ Excess Rate	County/State of Washington	Levy	District	Rates	
					Regular	Excess
155	\$9.015097354720	\$1.706181141165	City:			
	\$6.209341891504	\$2.881930698496	EMS:	MEDIC ONE	\$0.435605698606	
			Port	PORT OF OLYMPIA	\$0.267786092988	
Total:	\$15.224439246224		Park:			
			Library:	TIMBERLAND LIBRARY	\$0.481200000000	
			Road:	COUNTY ROAD	\$1.886052710525	
			School:	OLYMPIA S.D. #111		\$5.852783979051
			Fire:	FIRE DISTRICT #08	\$1.345027493500	\$0.356557912453
			Other:	PUD #1	\$0.011313519440	
160	\$9.170069861220	\$1.706181141165	City:			
	\$5.852783979051	\$2.881930698496	EMS:	MEDIC ONE	\$0.435605698606	
			Port	PORT OF OLYMPIA	\$0.267786092988	
Total:	\$15.022853840271		Park:			
			Library:	TIMBERLAND LIBRARY	\$0.481200000000	
			Road:	COUNTY ROAD	\$1.886052710525	
			School:	OLYMPIA S.D. #111		\$5.852783979051
			Fire:	FIRE DISTRICT #09	\$1.500000000000	
			Other:	PUD #1	\$0.011313519440	
170	\$8.760476421956	\$1.706181141165	City:	CITY OF YELM	\$2.883291365437	
	\$4.293651140406	\$2.881930698496	EMS:	MEDIC ONE	\$0.435605698606	
			Port	PORT OF OLYMPIA	\$0.267786092988	
Total:	\$13.054127562362		Park:			
			Library:	TIMBERLAND LIBRARY	\$0.481200000000	
			Road:			
			School:	YELM S.D. #2		\$4.293651140406
			Other:	CEMETERY DISTRICT #2	\$0.093167905824	
				PUD #1	\$0.011313519440	
171	\$8.667308516132	\$1.706181141165	City:	CITY OF YELM	\$2.883291365437	
	\$5.087370242927	\$2.881930698496	EMS:	MEDIC ONE	\$0.435605698606	
			Port	PORT OF OLYMPIA	\$0.267786092988	
Total:	\$13.754678759059		Park:			
			Library:	TIMBERLAND LIBRARY	\$0.481200000000	
			Road:			
			School:	RAINIER S.D. #307		\$5.087370242927
			Other:	PUD #1	\$0.011313519440	

TCA	Regular Rate/ Excess Rate	County/State of Washington	Levy	District	Rates		
					Regular	Excess	
182	\$9.129493747376	\$1.706181141165	City:				
	\$4.293651140406	\$2.881930698496	EMS:	MEDIC ONE	\$0.435605698606		
			Port	PORT OF OLYMPIA	\$0.267786092988		
			Park:				
Total:	\$13.423144887782		Library:	TIMBERLAND LIBRARY	\$0.481200000000		
			Road:	COUNTY ROAD	\$1.886052710525		
			School:	YELM S.D. #2		\$4.293651140406	
			Fire:	FIRE DISTRICT #02	\$1.366255980332		
			Other:	CEMETERY DISTRICT #2	\$0.093167905824		
				PUD #1	\$0.011313519440		
185	\$9.049351215193	\$1.706181141165	City:				
	\$4.714543463021	\$2.881930698496	EMS:	MEDIC ONE	\$0.435605698606		
			Port	PORT OF OLYMPIA	\$0.267786092988		
			Park:				
Total:	\$13.763894678214		Library:	TIMBERLAND LIBRARY	\$0.481200000000		
			Road:	COUNTY ROAD	\$1.886052710525		
			School:	YELM S.D. #2		\$4.293651140406	
			Fire:	FIRE DISTRICT #03	\$1.379281353973	\$0.420892322615	
			Other:	PUD #1	\$0.011313519440		
211	\$8.752099361554	\$1.706181141165	City:				
	\$4.692567537526	\$2.881930698496	EMS:	MEDIC ONE	\$0.435605698606		
			Port	PORT OF OLYMPIA	\$0.267786092988		
			Park:				
Total:	\$13.444666899080		Library:	TIMBERLAND LIBRARY	\$0.481200000000		
			Road:	COUNTY ROAD	\$1.886052710525		
			School:	YELM S.D. #2		\$4.293651140406	
			Fire:	FIRE DISTRICT #04	\$0.988861594510	\$0.398916397120	
			Other:	CEMETERY DISTRICT #2	\$0.093167905824		
				PUD #1	\$0.011313519440		
215	\$9.020962178651	\$1.706181141165	City:				
	\$4.801093328272	\$2.881930698496	EMS:	MEDIC ONE	\$0.435605698606		
			Port	PORT OF OLYMPIA	\$0.267786092988		
			Park:				
Total:	\$13.822055506923		Library:	TIMBERLAND LIBRARY	\$0.481200000000		
			Road:	COUNTY ROAD	\$1.886052710525		
			School:	YELM S.D. #2		\$4.293651140406	
			Fire:	FIRE DISTRICT #06	\$1.350892317431	\$0.507442187866	
			Other:	PUD #1	\$0.011313519440		

TCA	Regular Rate/ Excess Rate	County/State of Washington	Levy	District	Rates	
					Regular	Excess
220	\$7.670069861220 \$4.293651140406	\$1.706181141165 \$2.881930698496	City: EMS: Port Park: Library: Road: School: Other:	MEDIC ONE PORT OF OLYMPIA  TIMBERLAND LIBRARY COUNTY ROAD YELM S.D. #2 PUD #1	\$0.435605698606 \$0.267786092988  \$0.481200000000 \$1.886052710525  \$0.011313519440	\$4.293651140406
Total:	\$11.963721001626					
221	\$7.763237767044 \$4.293651140406	\$1.706181141165 \$2.881930698496	City: EMS: Port Park: Library: Road: School: Other:	MEDIC ONE PORT OF OLYMPIA  TIMBERLAND LIBRARY COUNTY ROAD YELM S.D. #2 CEMETERY DISTRICT #2 PUD #1	\$0.435605698606 \$0.267786092988  \$0.481200000000 \$1.886052710525  \$0.093167905824 \$0.011313519440	\$4.293651140406
Total:	\$12.056888907450					
225	\$9.064787149859 \$4.612553331095	\$1.706181141165 \$2.881930698496	City: EMS: Port Park: Library: Road: School: Fire: Other:	MEDIC ONE PORT OF OLYMPIA  TIMBERLAND LIBRARY COUNTY ROAD YELM S.D. #2 FIRE DISTRICT #17 CEMETERY DISTRICT #2 PUD #1	\$0.435605698606 \$0.267786092988  \$0.481200000000 \$1.886052710525  \$1.301549382815 \$0.093167905824 \$0.011313519440	\$4.293651140406 \$0.318902190689
Total:	\$13.677340480954					
236	\$7.670069861220 \$5.089006945468	\$1.706181141165 \$2.881930698496	City: EMS: Port Park: Library: Road: School: Other:	MEDIC ONE PORT OF OLYMPIA  TIMBERLAND LIBRARY COUNTY ROAD NORTH THURSTON S.D. #3 PUD #1	\$0.435605698606 \$0.267786092988  \$0.481200000000 \$1.886052710525  \$0.011313519440	\$5.089006945468
Total:	\$12.759076806688					

TCA	Regular Rate/ Excess Rate	County/State of Washington	Levy	District	Rates	
					Regular	Excess
237	\$7.670069861220 \$4.895274022293	\$1.706181141165 \$2.881930698496	City: EMS: Port Park: Library: Road: School: Other:	CITY OF LACEY MEDIC ONE PORT OF OLYMPIA TIMBERLAND LIBRARY COUNTY ROAD NORTH THURSTON S.D. #3 PUD #1	\$0.435605698606 \$0.267786092988 \$0.481200000000 \$1.886052710525 \$0.011313519440	\$4.895274022293
Total:	\$12.565343883513					
238	\$9.049351215193 \$5.316166344908	\$1.706181141165 \$2.881930698496	City: EMS: Port Park: Library: Road: School: Fire: Other:	CITY OF LACEY MEDIC ONE PORT OF OLYMPIA TIMBERLAND LIBRARY COUNTY ROAD NORTH THURSTON S.D. #3 FIRE DISTRICT #03 PUD #1	\$0.435605698606 \$0.267786092988 \$0.481200000000 \$1.886052710525 \$1.379281353973 \$0.011313519440	\$4.895274022293 \$0.420892322615
Total:	\$14.365517560101					
239	\$9.049351215193 \$5.509899268083	\$1.706181141165 \$2.881930698496	City: EMS: Port Park: Library: Road: School: Fire: Other:	CITY OF LACEY MEDIC ONE PORT OF OLYMPIA TIMBERLAND LIBRARY COUNTY ROAD NORTH THURSTON S.D. #3 FIRE DISTRICT #03 PUD #1	\$0.435605698606 \$0.267786092988 \$0.481200000000 \$1.886052710525 \$1.379281353973 \$0.011313519440	\$5.089006945468 \$0.420892322615
Total:	\$14.559250483276					
240	\$8.544176343590 \$5.734728749548	\$1.706181141165 \$2.881930698496	City: EMS: Port Park: Library: Road: School: Fire: Other:	CITY OF LACEY MEDIC ONE PORT OF OLYMPIA TIMBERLAND LIBRARY COUNTY ROAD NORTH THURSTON S.D. #3 FIRE DISTRICT #03 PUD #1	\$2.760159192895 \$0.435605698606 \$0.267786092988 \$0.481200000000 \$0.011313519440	\$0.472291521558 \$5.089006945468 \$0.173430282522
Total:	\$14.278905093138					

TCA	Regular Rate/ Excess Rate	County/State of Washington	Levy	District	Rates	
					Regular	Excess
241	\$8.544176343590	\$1.706181141165	City:	CITY OF LACEY	\$2.760159192895	\$0.472291521558
	\$5.561298467026	\$2.881930698496	EMS:	MEDIC ONE	\$0.435605698606	
			Port	PORT OF OLYMPIA	\$0.267786092988	
Total:	\$14.105474810616		Park:			
			Library:	TIMBERLAND LIBRARY	\$0.481200000000	
			Road:			
			School:	NORTH THURSTON S.D. #3		\$5.089006945468
			Other:	PUD #1	\$0.011313519440	
243	\$9.049351215193	\$1.706181141165	City:			
	\$5.509899268083	\$2.881930698496	EMS:	MEDIC ONE	\$0.435605698606	
			Port	PORT OF OLYMPIA	\$0.267786092988	
Total:	\$14.559250483276		Park:			
			Library:	TIMBERLAND LIBRARY	\$0.481200000000	
			Road:	COUNTY ROAD	\$1.886052710525	
			School:	NORTH THURSTON S.D. #3		\$5.089006945468
			Fire:	FIRE DISTRICT #03	\$1.379281353973	\$0.420892322615
			Other:	PUD #1	\$0.011313519440	
245	\$8.544176343590	\$1.706181141165	City:	CITY OF LACEY	\$2.760159192895	\$0.472291521558
	\$5.561298467026	\$2.881930698496	EMS:	MEDIC ONE	\$0.435605698606	
			Port	PORT OF OLYMPIA	\$0.267786092988	
Total:	\$14.105474810616		Park:			
			Library:	TIMBERLAND LIBRARY	\$0.481200000000	
			Road:			
			School:	NORTH THURSTON S.D. #3		\$5.089006945468
			Other:	PUD #1	\$0.011313519440	
246	\$9.020962178651	\$1.706181141165	City:			
	\$5.596449133334	\$2.881930698496	EMS:	MEDIC ONE	\$0.435605698606	
			Port	PORT OF OLYMPIA	\$0.267786092988	
Total:	\$14.617411311985		Park:			
			Library:	TIMBERLAND LIBRARY	\$0.481200000000	
			Road:	COUNTY ROAD	\$1.886052710525	
			School:	NORTH THURSTON S.D. #3		\$5.089006945468
			Fire:	FIRE DISTRICT #06	\$1.350892317431	\$0.507442187866
			Other:	PUD #1	\$0.011313519440	

TCA	Regular Rate/ Excess Rate	County/State of Washington	Levy	District	Rates	
					Regular	Excess
250	\$9.015097354720	\$1.706181141165	City:			
	\$5.445564857921	\$2.881930698496	EMS:	MEDIC ONE	\$0.435605698606	
			Port	PORT OF OLYMPIA	\$0.267786092988	
			Park:			
Total:	\$14.460662212641		Library:	TIMBERLAND LIBRARY	\$0.481200000000	
			Road:	COUNTY ROAD	\$1.886052710525	
			School:	NORTH THURSTON S.D. #3		\$5.089006945468
			Fire:	FIRE DISTRICT #08	\$1.345027493500	\$0.356557912453
			Other:	PUD #1	\$0.011313519440	
251	\$8.544176343590	\$1.706181141165	City:	CITY OF LACEY	\$2.760159192895	\$0.472291521558
	\$6.068740654892	\$2.881930698496	EMS:	MEDIC ONE	\$0.435605698606	
			Port	PORT OF OLYMPIA	\$0.267786092988	
			Park:			
Total:	\$14.612916998482		Library:	TIMBERLAND LIBRARY	\$0.481200000000	
			Road:			
			School:	NORTH THURSTON S.D. #3		\$5.089006945468
			Fire:	FIRE DISTRICT #06		\$0.507442187866
			Other:	PUD #1	\$0.011313519440	
252	\$8.544176343590	\$1.706181141165	City:	CITY OF LACEY	\$2.760159192895	\$0.472291521558
	\$5.917856379479	\$2.881930698496	EMS:	MEDIC ONE	\$0.435605698606	
			Port	PORT OF OLYMPIA	\$0.267786092988	
			Park:			
Total:	\$14.462032723069		Library:	TIMBERLAND LIBRARY	\$0.481200000000	
			Road:			
			School:	NORTH THURSTON S.D. #3		\$5.089006945468
			Fire:	FIRE DISTRICT #08		\$0.356557912453
			Other:	PUD #1	\$0.011313519440	
310	\$8.760680930163	\$1.706181141165	City:	CITY OF RAINIER	\$1.987802184958	
	\$5.486286640047	\$2.881930698496	EMS:	MEDIC ONE	\$0.435605698606	
			Port	PORT OF OLYMPIA	\$0.267786092988	
			Park:			
Total:	\$14.246967570210		Library:	TIMBERLAND LIBRARY	\$0.481200000000	
			Road:			
			School:	RAINIER S.D. #307		\$5.087370242927
			Fire:	FIRE DISTRICT #04	\$0.988861594510	\$0.398916397120
			Other:	PUD #1	\$0.011313519440	

TCA	Regular Rate/ Excess Rate	County/State of Washington	Levy	District	Rates		
					Regular	Excess	
320	\$7.670069861220	\$1.706181141165	City:				
	\$5.087370242927	\$2.881930698496	EMS:	MEDIC ONE	\$0.435605698606		
			Port	PORT OF OLYMPIA	\$0.267786092988		
			Park:				
Total:	\$12.757440104147		Library:	TIMBERLAND LIBRARY	\$0.481200000000		
			Road:	COUNTY ROAD	\$1.886052710525		
			School:	RAINIER S.D. #307			\$5.087370242927
			Other:	PUD #1	\$0.011313519440		
322	\$7.763237767044	\$1.706181141165	City:				
	\$5.087370242927	\$2.881930698496	EMS:	MEDIC ONE	\$0.435605698606		
			Port	PORT OF OLYMPIA	\$0.267786092988		
			Park:				
Total:	\$12.850608009971		Library:	TIMBERLAND LIBRARY	\$0.481200000000		
			Road:	COUNTY ROAD	\$1.886052710525		
			School:	RAINIER S.D. #307			\$5.087370242927
			Other:	CEMETERY DISTRICT #2 PUD #1	\$0.093167905824 \$0.011313519440		
325	\$9.036325841552	\$1.706181141165	City:				
	\$5.087370242927	\$2.881930698496	EMS:	MEDIC ONE	\$0.435605698606		
			Port	PORT OF OLYMPIA	\$0.267786092988		
			Park:				
Total:	\$14.123696084479		Library:	TIMBERLAND LIBRARY	\$0.481200000000		
			Road:	COUNTY ROAD	\$1.886052710525		
			School:	RAINIER S.D. #307			\$5.087370242927
			Fire:	FIRE DISTRICT #02	\$1.366255980332		
			Other:	PUD #1	\$0.011313519440		
327	\$9.129493747376	\$1.706181141165	City:				
	\$5.087370242927	\$2.881930698496	EMS:	MEDIC ONE	\$0.435605698606		
			Port	PORT OF OLYMPIA	\$0.267786092988		
			Park:				
Total:	\$14.216863990303		Library:	TIMBERLAND LIBRARY	\$0.481200000000		
			Road:	COUNTY ROAD	\$1.886052710525		
			School:	RAINIER S.D. #307			\$5.087370242927
			Fire:	FIRE DISTRICT #02	\$1.366255980332		
			Other:	CEMETERY DISTRICT #2 PUD #1	\$0.093167905824 \$0.011313519440		

TCA	Regular Rate/ Excess Rate	County/State of Washington	Levy	District	Rates	
					Regular	Excess
335	\$8.658931455730 \$5.486286640047	\$1.706181141165 \$2.881930698496	City: EMS: Port Park: Library: Road: School: Fire: Other:	MEDIC ONE PORT OF OLYMPIA  TIMBERLAND LIBRARY COUNTY ROAD RAINIER S.D. #307 FIRE DISTRICT #04 PUD #1	\$0.435605698606 \$0.267786092988  \$0.481200000000 \$1.886052710525  \$0.988861594510 \$0.011313519440	      \$5.087370242927 \$0.398916397120
Total:	\$14.145218095777					
336	\$8.752099361554 \$5.486286640047	\$1.706181141165 \$2.881930698496	City: EMS: Port Park: Library: Road: School: Fire: Other:	MEDIC ONE PORT OF OLYMPIA  TIMBERLAND LIBRARY COUNTY ROAD RAINIER S.D. #307 FIRE DISTRICT #04 CEMETERY DISTRICT #2 PUD #1	\$0.435605698606 \$0.267786092988  \$0.481200000000 \$1.886052710525  \$0.988861594510 \$0.093167905824 \$0.011313519440	      \$5.087370242927 \$0.398916397120
Total:	\$14.238386001601					
345	\$7.670069861220 \$3.664810330176	\$1.706181141165 \$2.881930698496	City: EMS: Port Park: Library: Road: School: Other:	MEDIC ONE PORT OF OLYMPIA  TIMBERLAND LIBRARY COUNTY ROAD GRIFFIN S.D. #324 PUD #1	\$0.435605698606 \$0.267786092988  \$0.481200000000 \$1.886052710525  \$0.011313519440	      \$3.664810330176
Total:	\$11.334880191396					
346	\$8.792131351292 \$4.110653065475	\$1.706181141165 \$2.881930698496	City: EMS: Port Park: Library: Road: School: Fire: Other:	MEDIC ONE PORT OF OLYMPIA  TIMBERLAND LIBRARY COUNTY ROAD GRIFFIN S.D. #324 FIRE DISTRICT #13 PUD #1	\$0.435605698606 \$0.267786092988  \$0.481200000000 \$1.886052710525  \$1.122061490072 \$0.011313519440	      \$3.664810330176 \$0.445842735299
Total:	\$12.902784416767					

TCA	Regular Rate/ Excess Rate	County/State of Washington	Levy	District	Rates	
					Regular	Excess
355	\$9.170069861220	\$1.706181141165	City:			
	\$3.664810330176	\$2.881930698496	EMS:	MEDIC ONE	\$0.435605698606	
			Port	PORT OF OLYMPIA	\$0.267786092988	
			Park:			
Total:	\$12.834880191396		Library:	TIMBERLAND LIBRARY	\$0.481200000000	
			Road:	COUNTY ROAD	\$1.886052710525	
			School:	GRIFFIN S.D. #324		\$3.664810330176
			Fire:	FIRE DISTRICT #09	\$1.500000000000	
			Other:	PUD #1	\$0.011313519440	
440	\$8.449537007013	\$1.706181141165	City:	CITY OF TUMWATER	\$2.665519856318	\$0.769027288559
	\$6.225919898530	\$2.881930698496	EMS:	MEDIC ONE	\$0.435605698606	
			Port	PORT OF OLYMPIA	\$0.267786092988	
			Park:			
Total:	\$14.675456905543		Library:	TIMBERLAND LIBRARY	\$0.481200000000	
			Road:			
			School:	TUMWATER S.D. #33		\$5.456892609971
			Other:	PUD #1	\$0.011313519440	
441	\$8.449537007013	\$1.706181141165	City:	CITY OF TUMWATER	\$2.665519856318	\$0.769027288559
	\$6.733362086396	\$2.881930698496	EMS:	MEDIC ONE	\$0.435605698606	
			Port	PORT OF OLYMPIA	\$0.267786092988	
			Park:			
Total:	\$15.182899093409		Library:	TIMBERLAND LIBRARY	\$0.481200000000	
			Road:			
			School:	TUMWATER S.D. #33		\$5.456892609971
			Fire:	FIRE DISTRICT #06		\$0.507442187866
			Other:	PUD #1	\$0.011313519440	
442	\$8.449537007013	\$1.706181141165	City:	CITY OF TUMWATER	\$2.665519856318	\$0.769027288559
	\$6.621811267610	\$2.881930698496	EMS:	MEDIC ONE	\$0.435605698606	
			Port	PORT OF OLYMPIA	\$0.267786092988	
			Park:			
Total:	\$15.071348274623		Library:	TIMBERLAND LIBRARY	\$0.481200000000	
			Road:			
			School:	OLYMPIA S.D. #111		\$5.852783979051
			Other:	PUD #1	\$0.011313519440	

TCA	Regular Rate/ Excess Rate	County/State of Washington	Levy	District	Rates	
					Regular	Excess
450	\$7.670069861220	\$1.706181141165	City:			
	\$5.456892609971	\$2.881930698496	EMS:	MEDIC ONE	\$0.435605698606	
			Port	PORT OF OLYMPIA	\$0.267786092988	
			Park:			
Total:	\$13.126962471191		Library:	TIMBERLAND LIBRARY	\$0.481200000000	
			Road:	COUNTY ROAD	\$1.886052710525	
			School:	TUMWATER S.D. #33		\$5.456892609971
			Other:	PUD #1	\$0.011313519440	
451	\$8.601501189476	\$1.706181141165	City:			
	\$5.456892609971	\$2.881930698496	EMS:	MEDIC ONE	\$0.435605698606	
			Port	PORT OF OLYMPIA	\$0.267786092988	
			Park:			
Total:	\$14.058393799447		Library:	TIMBERLAND LIBRARY	\$0.481200000000	
			Road:	COUNTY ROAD	\$1.886052710525	
			School:	TUMWATER S.D. #33		\$5.456892609971
			Fire:	FIRE DISTRICT #15	\$0.931431328256	
			Other:	PUD #1	\$0.011313519440	
455	\$9.067162290015	\$1.706181141165	City:			
	\$5.456892609971	\$2.881930698496	EMS:	MEDIC ONE	\$0.435605698606	
			Port	PORT OF OLYMPIA	\$0.267786092988	
			Park:			
Total:	\$14.524054899986		Library:	TIMBERLAND LIBRARY	\$0.481200000000	
			Road:	COUNTY ROAD	\$1.886052710525	
			School:	TUMWATER S.D. #33		\$5.456892609971
			Fire:	FIRE DISTRICT #05	\$1.397092428795	
			Other:	PUD #1	\$0.011313519440	
458	\$9.049351215193	\$1.706181141165	City:			
	\$5.877784932586	\$2.881930698496	EMS:	MEDIC ONE	\$0.435605698606	
			Port	PORT OF OLYMPIA	\$0.267786092988	
			Park:			
Total:	\$14.927136147779		Library:	TIMBERLAND LIBRARY	\$0.481200000000	
			Road:	COUNTY ROAD	\$1.886052710525	
			School:	TUMWATER S.D. #33		\$5.456892609971
			Fire:	FIRE DISTRICT #03	\$1.379281353973	\$0.420892322615
			Other:	PUD #1	\$0.011313519440	

TCA	Regular Rate/ Excess Rate	County/State of Washington	Levy	District	Rates	
					Regular	Excess
465	\$9.020962178651	\$1.706181141165	City:			
	\$5.964334797837	\$2.881930698496	EMS:	MEDIC ONE	\$0.435605698606	
			Port	PORT OF OLYMPIA	\$0.267786092988	
			Park:			
	Total: \$14.985296976488		Library:	TIMBERLAND LIBRARY	\$0.481200000000	
			Road:	COUNTY ROAD	\$1.886052710525	
			School:	TUMWATER S.D. #33		\$5.456892609971
			Fire:	FIRE DISTRICT #06	\$1.350892317431	\$0.507442187866
		Other:	PUD #1	\$0.011313519440		
470	\$9.170069861220	\$1.706181141165	City:			
	\$5.456892609971	\$2.881930698496	EMS:	MEDIC ONE	\$0.435605698606	
			Port	PORT OF OLYMPIA	\$0.267786092988	
			Park:			
	Total: \$14.626962471191		Library:	TIMBERLAND LIBRARY	\$0.481200000000	
			Road:	COUNTY ROAD	\$1.886052710525	
			School:	TUMWATER S.D. #33		\$5.456892609971
			Fire:	FIRE DISTRICT #09	\$1.500000000000	
		Other:	PUD #1	\$0.011313519440		
471	\$9.055776367533	\$1.706181141165	City:			
	\$5.744150494336	\$2.881930698496	EMS:	MEDIC ONE	\$0.435605698606	
			Port	PORT OF OLYMPIA	\$0.267786092988	
			Park:			
	Total: \$14.799926861869		Library:	TIMBERLAND LIBRARY	\$0.481200000000	
			Road:	COUNTY ROAD	\$1.886052710525	
			School:	TUMWATER S.D. #33		\$5.456892609971
			Fire:	FIRE DISTRICT #11	\$1.385706506313	\$0.287257884365
		Other:	PUD #1	\$0.011313519440		
475	\$7.670069861220	\$1.706181141165	City:			
	\$5.293439499911	\$2.881930698496	EMS:	MEDIC ONE	\$0.435605698606	
			Port	PORT OF OLYMPIA	\$0.267786092988	
			Park:			
	Total: \$12.963509361131		Library:	TIMBERLAND LIBRARY	\$0.481200000000	
			Road:	COUNTY ROAD	\$1.886052710525	
			School:	ROCHESTER S.D. #401		\$5.293439499911
			Other:	PUD #1	\$0.011313519440	

TCA	Regular Rate/ Excess Rate	County/State of Washington	Levy	District	Rates		
					Regular	Excess	
485	\$9.055776367533	\$1.706181141165	City:				
	\$5.580697384276	\$2.881930698496	EMS:	MEDIC ONE	\$0.435605698606		
			Port	PORT OF OLYMPIA	\$0.267786092988		
Total:	\$14.636473751809		Park:				
			Library:	TIMBERLAND LIBRARY	\$0.481200000000		
			Road:	COUNTY ROAD	\$1.886052710525		
			School:	ROCHESTER S.D. #401		\$5.293439499911	
			Fire:	FIRE DISTRICT #11	\$1.385706506313	\$0.287257884365	
			Other:	PUD #1	\$0.011313519440		
487	\$8.777587451738	\$1.706181141165	City:				
	\$5.700512680852	\$2.881930698496	EMS:	MEDIC ONE	\$0.435605698606		
			Port	PORT OF OLYMPIA	\$0.267786092988		
Total:	\$14.478100132590		Park:				
			Library:	TIMBERLAND LIBRARY	\$0.481200000000		
			Road:	COUNTY ROAD	\$1.886052710525		
			School:	ROCHESTER S.D. #401		\$5.293439499911	
			Fire:	FIRE DISTRICT #12	\$1.037691024979	\$0.407073180941	
			Other:	CEMETERY DISTRICT #1 PUD #1	\$0.069826565539 \$0.011313519440		
488	\$9.125602933072	\$1.706181141165	City:				
	\$5.580697384276	\$2.881930698496	EMS:	MEDIC ONE	\$0.435605698606		
			Port	PORT OF OLYMPIA	\$0.267786092988		
Total:	\$14.706300317348		Park:				
			Library:	TIMBERLAND LIBRARY	\$0.481200000000		
			Road:	COUNTY ROAD	\$1.886052710525		
			School:	ROCHESTER S.D. #401		\$5.293439499911	
			Fire:	FIRE DISTRICT #11	\$1.385706506313	\$0.287257884365	
			Other:	CEMETERY DISTRICT #1 PUD #1	\$0.069826565539 \$0.011313519440		
490	\$9.133655391440	\$1.706181141165	City:				
	\$5.293439499911	\$2.881930698496	EMS:	MEDIC ONE	\$0.435605698606		
			Port	PORT OF OLYMPIA	\$0.267786092988		
Total:	\$14.427094891351		Park:				
			Library:	TIMBERLAND LIBRARY	\$0.481200000000		
			Road:	COUNTY ROAD	\$1.886052710525		
			School:	ROCHESTER S.D. #401		\$5.293439499911	
			Fire:	FIRE DISTRICT #01	\$1.393758964681		
			Other:	CEMETERY DISTRICT #1 PUD #1	\$0.069826565539 \$0.011313519440		

TCA	Regular Rate/ Excess Rate	County/State of Washington	Levy	District	Rates		
					Regular	Excess	
495	\$7.739896426759	\$1.706181141165	City:				
	\$5.293439499911	\$2.881930698496	EMS:	MEDIC ONE	\$0.435605698606		
			Port	PORT OF OLYMPIA	\$0.267786092988		
Total:	\$13.033335926670		Park:				
			Library:	TIMBERLAND LIBRARY	\$0.481200000000		
			Road:	COUNTY ROAD	\$1.886052710525		
			School:	ROCHESTER S.D. #401		\$5.293439499911	
			Other:	CEMETERY DISTRICT #1	\$0.069826565539		
				PUD #1	\$0.011313519440		
497	\$8.739896426759	\$1.706181141165	City:				
	\$5.293439499911	\$2.881930698496	EMS:	MEDIC ONE	\$0.435605698606		
			Port	PORT OF OLYMPIA	\$0.267786092988		
Total:	\$14.033335926670		Park:				
			Library:	TIMBERLAND LIBRARY	\$0.481200000000		
			Road:	COUNTY ROAD	\$1.886052710525		
			School:	ROCHESTER S.D. #401		\$5.293439499911	
			Fire:	FIRE DISTRICT #16	\$1.000000000000		
			Other:	CEMETERY DISTRICT #1	\$0.069826565539		
				PUD #1	\$0.011313519440		
498	\$9.133655391440	\$1.706181141165	City:				
	\$6.055284706304	\$2.881930698496	EMS:	MEDIC ONE	\$0.435605698606		
			Port	PORT OF OLYMPIA	\$0.267786092988		
Total:	\$15.188940097744		Park:				
			Library:	TIMBERLAND LIBRARY	\$0.481200000000		
			Road:	COUNTY ROAD	\$1.886052710525		
			School:	ROCHESTER S.D. #401		\$5.293439499911	
			Fire:	FIRE DISTRICT #01	\$1.393758964681		
				FIRE DISTRICT #14		\$0.761845206393	
			Other:	CEMETERY DISTRICT #1	\$0.069826565539		
				PUD #1	\$0.011313519440		
510	\$8.565238052277	\$1.706181141165	City:	CITY OF BUCODA	\$2.781220901582		
	\$3.813741929846	\$2.881930698496	EMS:	MEDIC ONE	\$0.435605698606		
			Port	PORT OF OLYMPIA	\$0.267786092988		
Total:	\$12.378979982123		Park:				
			Library:	TIMBERLAND LIBRARY	\$0.481200000000		
			Road:				
			School:	TENINO S.D. #402		\$3.813741929846	
			Other:	PUD #1	\$0.011313519440		

TCA	Regular Rate/ Excess Rate	County/State of Washington	Levy	District	Rates	
					Regular	Excess
511	\$8.565238052277	\$1.706181141165	City:	CITY OF BUCODA	\$2.781220901582	
	\$2.477957911691	\$2.881930698496	EMS:	MEDIC ONE	\$0.435605698606	
			Port	PORT OF OLYMPIA	\$0.267786092988	
			Park:			
	Total: \$11.043195963968		Library:	TIMBERLAND LIBRARY	\$0.481200000000	
			Road:			
			School:	CENTRALIA S.D. #401L		\$2.477957911691
		Other:	PUD #1	\$0.011313519440		
515	\$7.670069861220	\$1.706181141165	City:			
	\$2.477957911691	\$2.881930698496	EMS:	MEDIC ONE	\$0.435605698606	
			Port	PORT OF OLYMPIA	\$0.267786092988	
			Park:			
	Total: \$10.148027772911		Library:	TIMBERLAND LIBRARY	\$0.481200000000	
			Road:	COUNTY ROAD	\$1.886052710525	
			School:	CENTRALIA S.D. #401L		\$2.477957911691
		Other:	PUD #1	\$0.011313519440		
516	\$8.670069861220	\$1.706181141165	City:			
	\$2.477957911691	\$2.881930698496	EMS:	MEDIC ONE	\$0.435605698606	
			Port	PORT OF OLYMPIA	\$0.267786092988	
			Park:			
	Total: \$11.148027772911		Library:	TIMBERLAND LIBRARY	\$0.481200000000	
			Road:	COUNTY ROAD	\$1.886052710525	
			School:	CENTRALIA S.D. #401L		\$2.477957911691
		Fire:	FIRE DISTRICT #16	\$1.000000000000		
		Other:	PUD #1	\$0.011313519440		
530	\$8.702859033969	\$1.706181141165	City:	CITY OF TENINO	\$2.918841883274	\$0.521914998424
	\$4.335656928270	\$2.881930698496	EMS:	MEDIC ONE	\$0.435605698606	
			Port	PORT OF OLYMPIA	\$0.267786092988	
			Park:			
	Total: \$13.038515962239		Library:	TIMBERLAND LIBRARY	\$0.481200000000	
			Road:			
			School:	TENINO S.D. #402		\$3.813741929846
		Other:	PUD #1	\$0.011313519440		

TCA	Regular Rate/ Excess Rate	County/State of Washington	Levy	District	Rates	
					Regular	Excess
540	\$7.670069861220	\$1.706181141165	City:			
	\$3.813741929846	\$2.881930698496	EMS:	MEDIC ONE	\$0.435605698606	
			Port	PORT OF OLYMPIA	\$0.267786092988	
			Park:			
	Total: \$11.483811791066		Library:	TIMBERLAND LIBRARY	\$0.481200000000	
			Road:	COUNTY ROAD	\$1.886052710525	
			School:	TENINO S.D. #402		\$3.813741929846
		Other:	PUD #1	\$0.011313519440		
542	\$8.670069861220	\$1.706181141165	City:			
	\$3.813741929846	\$2.881930698496	EMS:	MEDIC ONE	\$0.435605698606	
			Port	PORT OF OLYMPIA	\$0.267786092988	
			Park:			
	Total: \$12.483811791066		Library:	TIMBERLAND LIBRARY	\$0.481200000000	
			Road:	COUNTY ROAD	\$1.886052710525	
			School:	TENINO S.D. #402		\$3.813741929846
		Fire:	FIRE DISTRICT #16	\$1.000000000000		
		Other:	PUD #1	\$0.011313519440		
544	\$9.063828825901	\$1.706181141165	City:			
	\$4.575587136239	\$2.881930698496	EMS:	MEDIC ONE	\$0.435605698606	
			Port	PORT OF OLYMPIA	\$0.267786092988	
			Park:			
	Total: \$13.639415962140		Library:	TIMBERLAND LIBRARY	\$0.481200000000	
			Road:	COUNTY ROAD	\$1.886052710525	
			School:	TENINO S.D. #402		\$3.813741929846
		Fire:	FIRE DISTRICT #01	\$1.393758964681		
			FIRE DISTRICT #14		\$0.761845206393	
		Other:	PUD #1	\$0.011313519440		
545	\$8.658931455730	\$1.706181141165	City:			
	\$4.212658326966	\$2.881930698496	EMS:	MEDIC ONE	\$0.435605698606	
			Port	PORT OF OLYMPIA	\$0.267786092988	
			Park:			
	Total: \$12.871589782696		Library:	TIMBERLAND LIBRARY	\$0.481200000000	
			Road:	COUNTY ROAD	\$1.886052710525	
			School:	TENINO S.D. #402		\$3.813741929846
		Fire:	FIRE DISTRICT #04	\$0.988861594510	\$0.398916397120	
		Other:	PUD #1	\$0.011313519440		

TCA	Regular Rate/ Excess Rate	County/State of Washington	Levy	District	Rates	
					Regular	Excess
555	\$9.020962178651	\$1.706181141165	City:			
	\$4.321184117712	\$2.881930698496	EMS:	MEDIC ONE	\$0.435605698606	
			Port	PORT OF OLYMPIA	\$0.267786092988	
			Park:			
	Total: \$13.342146296363		Library:	TIMBERLAND LIBRARY	\$0.481200000000	
			Road:	COUNTY ROAD	\$1.886052710525	
			School:	TENINO S.D. #402		\$3.813741929846
			Fire:	FIRE DISTRICT #06	\$1.350892317431	\$0.507442187866
		Other:	PUD #1	\$0.011313519440		
560	\$9.055776367533	\$1.706181141165	City:			
	\$4.100999814211	\$2.881930698496	EMS:	MEDIC ONE	\$0.435605698606	
			Port	PORT OF OLYMPIA	\$0.267786092988	
			Park:			
	Total: \$13.156776181744		Library:	TIMBERLAND LIBRARY	\$0.481200000000	
			Road:	COUNTY ROAD	\$1.886052710525	
			School:	TENINO S.D. #402		\$3.813741929846
			Fire:	FIRE DISTRICT #11	\$1.385706506313	\$0.287257884365
		Other:	PUD #1	\$0.011313519440		
561	\$8.707760886199	\$1.706181141165	City:			
	\$4.220815110787	\$2.881930698496	EMS:	MEDIC ONE	\$0.435605698606	
			Port	PORT OF OLYMPIA	\$0.267786092988	
			Park:			
	Total: \$12.928575996986		Library:	TIMBERLAND LIBRARY	\$0.481200000000	
			Road:	COUNTY ROAD	\$1.886052710525	
			School:	TENINO S.D. #402		\$3.813741929846
			Fire:	FIRE DISTRICT #12	\$1.037691024979	\$0.407073180941
		Other:	PUD #1	\$0.011313519440		
562	\$8.777587451738	\$1.706181141165	City:			
	\$4.220815110787	\$2.881930698496	EMS:	MEDIC ONE	\$0.435605698606	
			Port	PORT OF OLYMPIA	\$0.267786092988	
			Park:			
	Total: \$12.998402562525		Library:	TIMBERLAND LIBRARY	\$0.481200000000	
			Road:	COUNTY ROAD	\$1.886052710525	
			School:	TENINO S.D. #402		\$3.813741929846
			Fire:	FIRE DISTRICT #12	\$1.037691024979	\$0.407073180941
		Other:	CEMETERY DISTRICT #1 PUD #1	\$0.069826565539 \$0.011313519440		

TCA	Regular Rate/ Excess Rate	County/State of Washington	Levy	District	Rates		
					Regular	Excess	
565	\$7.739896426759	\$1.706181141165	City:				
	\$3.813741929846	\$2.881930698496	EMS:	MEDIC ONE	\$0.435605698606		
			Port	PORT OF OLYMPIA	\$0.267786092988		
			Park:				
Total:	\$11.553638356605		Library:	TIMBERLAND LIBRARY	\$0.481200000000		
			Road:	COUNTY ROAD	\$1.886052710525		
			School:	TENINO S.D. #402			\$3.813741929846
			Other:	CEMETERY DISTRICT #1	\$0.069826565539		
				PUD #1	\$0.011313519440		
567	\$9.133655391440	\$1.706181141165	City:				
	\$4.575587136239	\$2.881930698496	EMS:	MEDIC ONE	\$0.435605698606		
			Port	PORT OF OLYMPIA	\$0.267786092988		
			Park:				
Total:	\$13.709242527679		Library:	TIMBERLAND LIBRARY	\$0.481200000000		
			Road:	COUNTY ROAD	\$1.886052710525		
			School:	TENINO S.D. #402			\$3.813741929846
			Fire:	FIRE DISTRICT #01	\$1.393758964681		
				FIRE DISTRICT #14			\$0.761845206393
			Other:	CEMETERY DISTRICT #1	\$0.069826565539		
				PUD #1	\$0.011313519440		

**Regular Levy Values by Tax Code Area (TCA)**

Location	TCA	Taxable Value	Location	TCA	Taxable Value	Location	TCA	Taxable Value
Olympia	110	2,706,694,772	FD3	239	1,617,561,828	FD6	465	312,377,620
Olympia	114	366,309,916	Lacey/FD3Bond	240	327,526,719	FD9	470	8,337,766
Olympia	126	6,120,584	Lacey	241	1,667,225,303	FD11	471	384,281,356
Olympia/FD3Bond	127	3,862,991	FD3	243	86,486,176	*	475	6,289,880
Olympia/FD3Bond	128	8,831,681	Lacey	245	42,806,403	FD11	485	33,225,915
Olympia/FD3Bond	129	15,500,907	FD6	246	152,199,134	FD12	487	23,059,825
Olympia/FD6Bond	130	7,229,998	FD8	250	537,274,669	FD11	488	601
FD15	132	2,276,203	Lacey/FD6Bond	251	1,446,959	FD1	490	302,433,264
*	135	54,160,950	Lacey/FD8Bond	252	960,287	*	495	21,254,628
FD3	141	226,992,878	Rainier/FD4	310	56,449,782	FD16	497	1,192,942
FD6	146	82,268,783	*	320	14,027,776	FD1/FD14Bond	498	148,900,155
FD7	150	326,043,977	*	322	1,369,573	Bucoda	510	16,936,688
FD8	155	16,421,299	FD2	325	13,065,630	Bucoda	511	327,996
FD9	160	696,694,056	FD2	327	5,591,100	*	515	8,924,490
Yelm	170	234,770,372	FD4	335	123,729,305	FD16	516	25,104,416
Yelm	171	1,994,732	FD4	336	5,408,731	Tenino	530	62,655,446
FD2	182	421,455,715	*	345	31,048,804	*	540	41,430,251
FD3	185	149,059,321	FD13	346	442,658,450	FD16	542	2,786,499
FD4	211	18,384,803	FD9	355	66,673,568	FD1/FD14Bond	544	4,975,769
FD6	215	39,650,040	Tumwater	440	1,017,039,185	FD4	545	4,587,213
*	220	4,723,395	Tumwater/FD6Bond	441	1,129,584	FD6	555	109,965,938
*	221	49,440,345	Tumwater	442	59,348,539	FD11	560	61,930,434
FD17	225	126,308,423	*	450	56,964,698	FD12	561	146,281,418
*	236	32,162,059	FD15	451	66,287,091	FD12	562	21,901,155
*	237	404,916	FD5	455	387,870,329	*	565	2,678,444
FD3	238	7,713,829	FD3	458	3,701,685	FD1/FD14Bond	567	3,357,911

\*TCA with no fire district levy.



***Patricia Costello, Assessor***

Assessor's Office

2000 Lakeridge Drive SW

Olympia WA 98502-6045