

Statistical Report of 2003 Assessments for Taxes Payable in 2004



THURSTON COUNTY

WASHINGTON

SINCE 1852

Office of the Assessor
Patricia Costello, Assessor

TABLE OF CONTENTS: Statement of 2003 Assessments for Taxes Collected in 2004

| | |
|--|------------------------|
| Message from the Thurston County Assessor | 3 |
| Thurston County Assessor’s Office Mission and Staff | 4 |
| How the Marketplace Influences Assessed Values (reprint of Olympian article) | 5 |
| 2004 Tax Distribution Pie Chart | 6 |
| Certified Values By Taxing District for 2004 Tax Year | 7 - 11 |
| Taxation Flow Chart | 12 |
| Assessed Values, Levy Rates and Taxes By Taxing District | 13 - 19 |
| Consolidated Tax Code Areas (TCA) and Rates | 21 - 38 |
| TCA 110 – TCA 127..... | 21 |
| TCA 128 – TCA 155..... | 22 - 23 |
| TCA 160 – TCA 220 | 24 - 25 |
| TCA 221 – TCA 245..... | 26 - 27 |
| TCA 246 – TCA 325 | 28 - 29 |
| TCA 327 – TCA 442 | 30 - 31 |
| TCA 450 – TCA 485 | 32 - 33 |
| TCA 487 – TCA 511 | 34 - 35 |
| TCA 515 – TCA 560 | 36 - 37 |
| TCA 561 – TCA 567 | 38 |
| Taxable Values Used to Set Regular Levies by Tax Code Area (TCA)..... | Inside Back Cover (39) |



A Message from the Thurston County Assessor -- Patricia Costello

This annual report offers statistics on the 2003 assessed values for taxes to be collected in 2004. This report and much more can be found on our website at www.co.thurston.wa.us/assessor. If you don't have access to the internet, I invite you to drop by our office and visit one of our self-help stations or to log on at your local library.

Each year the Assessor's Office establishes the value of all taxable property in Thurston County based on property sales and other market information from the community. For the 2003 assessment year, we mailed approximately 95,000 value change notices that represented the following:

Countywide Results (2003 Assessed Values for Taxes Due in 2004)

- Thurston County's real property assessed values totaled \$14.43 billion dollars.
- This represents an increase of \$1.25 billion dollars.
- The percent increase in total assessed value for real property is 9.5%, of which 1/3 was due to new construction (\$454.8 million) and 2/3 due to the revaluation (\$800 million).

Historical Overview of Property Values and Taxes Levied on Them

Thurston County continues to experience population growth as evidenced by new construction of residential and commercial properties. Increased demand has led to rising values in the marketplace.

| Tax Year | Total Taxable Values* | New Construction | Average Tax Rate/\$1,000 | Property Taxes Levied |
|----------|-----------------------|------------------|--------------------------|-----------------------|
| 2004 | \$15.351 billion | \$454.8 million | 13.794 | \$211.493 million |
| 2003 | \$14.146 | \$354.7 | 14.247 | \$201.551 |
| 2002 | \$13.038 | \$313.8 | 14.839 | \$193.476 |
| 2001 | \$12.208 | \$335.8 | 15.242 | \$186.078 |
| 2000 | \$11.454 | \$317.6 | 15.477 | \$177.267 |

* Taxable values include real property, personal property, and state utilities; exemptions are not included in this total.

Please call us at (360) 786-5410 if you have questions about property valuations or if you would like us to make a presentation to your organization.

Thurston County Assessor's Office
Patricia Costello, Assessor
2000 Lakeridge Drive SW Olympia, WA 98502
www.co.thurston.wa.us/assessor **(360) 786-5410**

- The mission of the Thurston County Assessor's Office is*
- + *To appraise all property on a fair and equitable basis,*
 - + *To maintain accurate and easily accessible property information, and*
 - + *To provide accurate tax assessments.*

General Information:

Patricia Costello, Assessor
Property Assessment Issues
Senior Citizen Exemptions
Current Use
Property Segregations

www.co.thurston.wa.us/assessor

(360) 786-5410

FAX: (360) 754-2958

Appeal Information:

The Board of Equalization
-- an independent body whose members are appointed by county commissioners.


E-Mail: elderr@co.thurston.wa.us

(360) 786-5135

FAX **(360) 357-2489**

Property Record Information:

1. Go to www.co.thurston.wa.us/assessor.
2. Then go to **Assessor's Parcel Look-Up System A+** and press enter.
3. Input 11-digit parcel number OR input only the name of the street .
4. View details by clicking on the categories listed at the top of the page.



HOW THE MARKETPLACE INFLUENCES ASSESSED VALUES

The Assessor does not create the value of a property. People determine property value by their transactions in the marketplace.

The Assessor studies those transactions in order to appraise a property based on its fair market value. This ensures that owners pay only their fair share of the taxes.

The amount of tax is established by a tax rate that is applied to the property's assessed value. The tax rate is determined by all the taxing agencies - city or county, school districts, and others - and depends on the amount of revenue that is needed to provide services to the public.

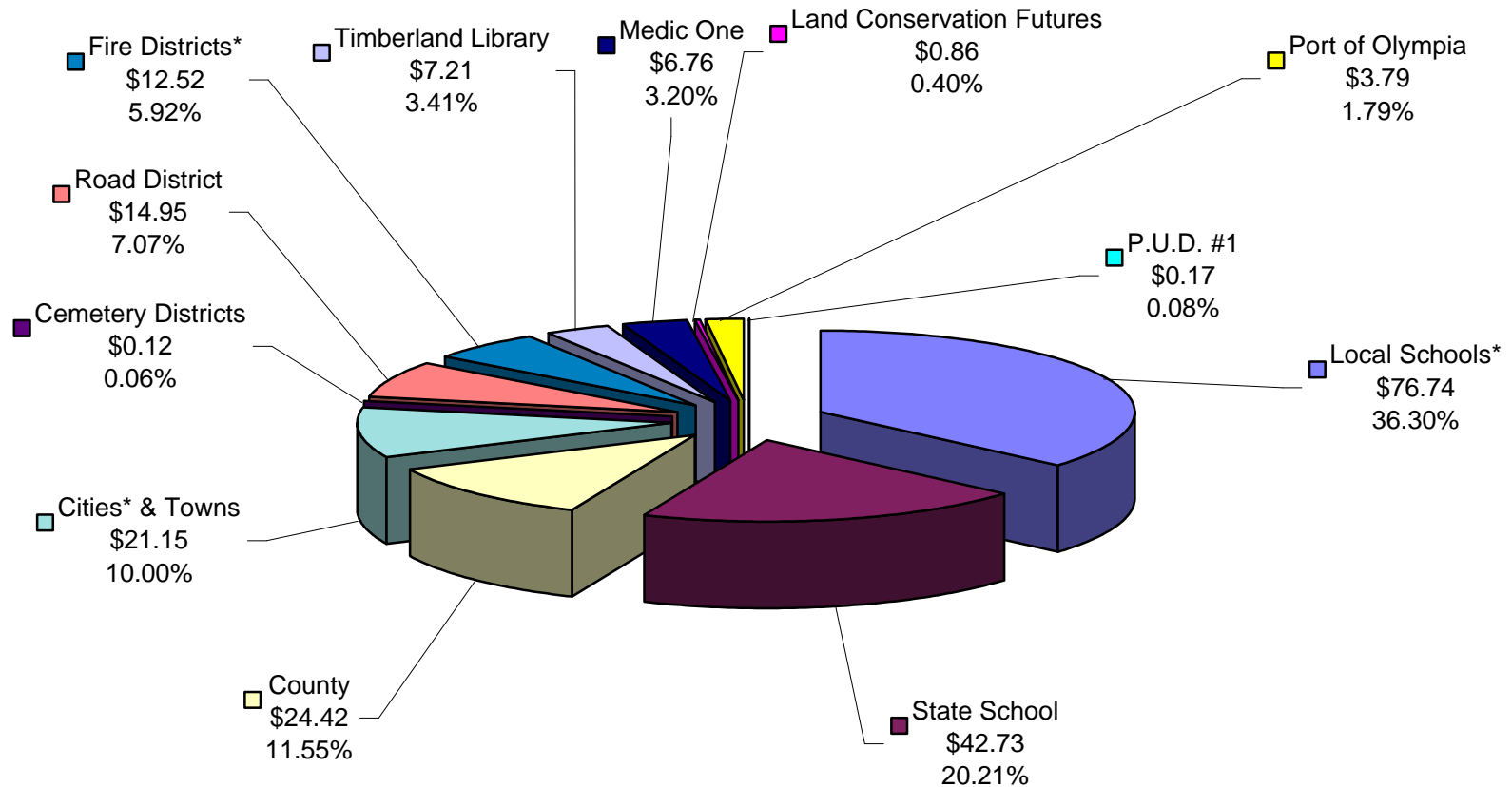
You can read an article about market values for single family homes in Thurston County in 2003 printed in The Olympian on January 9, 2004 by going to

<http://www.theolympian.com/home/news/20040109/business/9634.shtml>



Distribution of 2004 Property Taxes

* Includes Voter-approved (excess) levies
(Expressed in millions)



This chart shows how property taxes collected in 2004 are distributed among the 42 taxing districts throughout Thurston County. About 38 percent of the property taxes come from excess levies approved by a vote of the people. Voters see the value in good schools, good fire protection, and good emergency response and "give permission" for increased taxes when they pass property tax levies.



THURSTON COUNTY

Certified Values For Tax Year 2004

| *Values include State Assessed Utilities and New Construction | A | B * | C | D | B + C * |
|---|--------------------------------------|-----------------|--------------|--------------------------|-----------------|
| Taxing District | New Construction & Added Improvement | Real & Personal | Timber Value | State Assessed Utilities | Total Certified |
| CEMETERY DISTRICT #1 | | | | | |
| Levy: CEMETERY I-ROCHESTER | \$22,502,485 | \$585,430,147 | \$0 | \$14,109,355 | \$585,430,147 |
| CEMETERY DISTRICT #2 | | | | | |
| Levy: CEMETERY II-YELM | \$45,387,027 | \$951,209,997 | \$0 | \$28,896,180 | \$951,209,997 |
| CENTRALIA S.D. #401L | | | | | |
| Levy: CENTRALIA S.D.401L BOND CMBD | \$947,050 | \$36,478,596 | \$5,970,757 | \$13,044,380 | \$42,449,353 |
| Levy: CENTRALIA S.D.401L M&O | \$947,050 | \$36,478,596 | \$2,985,379 | \$13,044,380 | \$39,463,975 |
| CITY OF BUCODA | | | | | |
| Levy: CITY OF BUCODA GEN EXP | \$241,201 | \$17,859,301 | \$0 | \$1,046,430 | \$17,859,301 |
| CITY OF LACEY | | | | | |
| Levy: CITY OF LACEY 2001 FIRE SAFETY BOND | \$72,634,711 | \$2,165,061,751 | \$41,312 | \$44,506,306 | \$2,165,103,063 |
| Levy: CITY OF LACEY 2003 PARK IMP BOND | \$72,634,711 | \$2,165,061,751 | \$41,312 | \$44,506,306 | \$2,165,103,063 |
| Levy: CITY OF LACEY BOND | \$72,634,711 | \$2,165,061,751 | \$41,312 | \$44,506,306 | \$2,165,103,063 |
| Levy: CITY OF LACEY GEN EXP | \$72,634,711 | \$2,189,800,865 | \$0 | \$44,506,306 | \$2,189,800,865 |
| CITY OF OLYMPIA | | | | | |
| Levy: CITY OF OLY GEN EXP | \$54,190,823 | \$3,344,907,567 | \$0 | \$103,451,795 | \$3,344,907,567 |
| CITY OF RAINIER | | | | | |
| Levy: CITY OF RAINIER GEN EXP | \$556,716 | \$63,038,106 | \$0 | \$1,419,257 | \$63,038,106 |
| CITY OF TENINO | | | | | |
| Levy: CITY OF TENINO BOND | \$2,159,902 | \$64,815,610 | \$0 | \$2,976,181 | \$64,815,610 |
| Levy: CITY OF TENINO GEN EXP | \$2,159,902 | \$66,306,795 | \$0 | \$2,976,181 | \$66,306,795 |

*Values include State Assessed Utilities and New Construction

| | A | B * | C | D | B + C * |
|----------------------------------|--------------------------------------|------------------|--------------|--------------------------|------------------|
| Taxing District | New Construction & Added Improvement | Real & Personal | Timber Value | State Assessed Utilities | Total Certified |
| CITY OF TUMWATER | | | | | |
| Levy: CITY OF TUM BOND COMB | \$38,402,098 | \$1,156,931,716 | \$70,102 | \$25,171,072 | \$1,157,001,818 |
| Levy: CITY OF TUM GEN EXP | \$38,402,098 | \$1,166,331,973 | \$0 | \$25,171,072 | \$1,166,331,973 |
| CITY OF YELM | | | | | |
| Levy: CITY OF YELM GEN EXP | \$16,255,702 | \$264,927,195 | \$0 | \$10,774,218 | \$264,927,195 |
| CONSERVATION FUTURES | | | | | |
| Levy: CONSERVATION FUTURES | \$452,479,167 | \$15,351,292,485 | \$0 | \$386,823,019 | \$15,351,292,485 |
| COUNTY ROAD | | | | | |
| Levy: ROAD DISTRICT | \$268,038,014 | \$8,238,120,683 | \$0 | \$197,477,760 | \$8,238,120,683 |
| FIRE DISTRICT #01 | | | | | |
| Levy: F.D.#01 EXP-ROCH/GRD MND | \$21,158,285 | \$513,982,929 | \$0 | \$13,482,156 | \$513,982,929 |
| FIRE DISTRICT #02 | | | | | |
| Levy: YELM FIRE DISTRICT NO. 2 | \$18,238,503 | \$487,154,649 | \$0 | \$14,604,839 | \$487,154,649 |
| FIRE DISTRICT #03 | | | | | |
| Levy: F.D.#03 BOND NEW (1988) | \$67,454,283 | \$2,595,576,021 | \$373,627 | \$51,246,762 | \$2,595,949,648 |
| Levy: F.D.#03 BOND 20 YR (2000) | \$54,070,283 | \$2,216,550,181 | \$373,627 | \$43,184,910 | \$2,216,923,808 |
| Levy: F.D.#03 EXPENSE-LACEY | \$54,070,283 | \$2,254,139,716 | \$0 | \$43,184,910 | \$2,254,139,716 |
| FIRE DISTRICT #04 | | | | | |
| Levy: F.D.#04 2003 BOND 10 YRS | \$7,399,062 | \$237,623,766 | \$177,128 | \$11,179,530 | \$237,800,894 |
| Levy: F.D.#04 EXPENSE-RAINIER | \$7,399,062 | \$240,924,712 | \$0 | \$11,179,530 | \$240,924,712 |
| FIRE DISTRICT #05 | | | | | |
| Levy: F.D.#05 2004 BOND 20 YEARS | \$17,588,520 | \$422,812,796 | \$155,187 | \$7,416,558 | \$422,967,983 |
| Levy: F.D.#05 EXP-BLACK LAKE | \$17,588,520 | \$428,656,716 | \$0 | \$7,416,558 | \$428,656,716 |

*Values include State Assessed Utilities and New Construction

| | A | B * | C | D | B + C * |
|--------------------------------|--------------------------------------|-----------------|--------------|--------------------------|-----------------|
| Taxing District | New Construction & Added Improvement | Real & Personal | Timber Value | State Assessed Utilities | Total Certified |
| FIRE DISTRICT #06 | | | | | |
| Levy: F.D.#06 BOND 8 YEARS | \$46,281,647 | \$782,404,792 | \$622,462 | \$19,464,927 | \$783,027,254 |
| Levy: F.D.#06 EXP-EAST OLYMPIA | \$46,270,947 | \$781,478,146 | \$0 | \$18,962,152 | \$781,478,146 |
| FIRE DISTRICT #07 | | | | | |
| Levy: F.D.#07 BOND-NORTH OLY | \$4,583,600 | \$335,689,271 | \$122,866 | \$2,489,139 | \$335,812,137 |
| Levy: F.D.#07 EXP-NORTH OLY | \$4,583,600 | \$339,587,198 | \$0 | \$2,489,139 | \$339,587,198 |
| FIRE DISTRICT #08 | | | | | |
| Levy: F.D.#08 BOND 20 YRS (97) | \$19,375,040 | \$608,607,521 | \$97,394 | \$7,312,330 | \$608,704,915 |
| Levy: F.D.#08 EXP-SOUTH BAY | \$19,375,040 | \$613,383,455 | \$0 | \$6,895,157 | \$613,383,455 |
| FIRE DISTRICT #09 | | | | | |
| Levy: F.D.#09 EXP-MCLANE | \$28,007,305 | \$857,603,187 | \$0 | \$21,632,437 | \$857,603,187 |
| FIRE DISTRICT #11 | | | | | |
| Levy: F.D.#11 BOND-LITTLE ROCK | \$16,844,677 | \$520,382,384 | \$796,272 | \$10,949,793 | \$521,178,656 |
| Levy: F.D.#11 EXP-LITTLE ROCK | \$16,844,677 | \$526,698,194 | \$0 | \$10,949,793 | \$526,698,194 |
| FIRE DISTRICT #12 | | | | | |
| Levy: F.D.#12 BOND 7 YR (2001) | \$5,811,850 | \$203,112,169 | \$557,605 | \$10,497,969 | \$203,669,774 |
| Levy: F.D.#12 EXP-TENINO | \$5,811,850 | \$205,316,879 | \$0 | \$10,497,969 | \$205,316,879 |
| FIRE DISTRICT #13 | | | | | |
| Levy: F.D.#13 BOND 20 YEAR | \$7,789,258 | \$462,169,801 | \$172,740 | \$4,605,275 | \$462,342,541 |
| Levy: F.D.#13 EXP-GRIFFIN | \$7,789,258 | \$467,847,641 | \$0 | \$4,605,275 | \$467,847,641 |
| FIRE DISTRICT #14 | | | | | |
| Levy: F.D.#14 BOND 2001 | \$5,768,138 | \$177,318,068 | \$636,376 | \$3,246,874 | \$177,954,444 |
| FIRE DISTRICT #15 | | | | | |
| Levy: F.D.#15 EXP-MUNN LAKE | \$1,829,450 | \$75,673,316 | \$0 | \$967,643 | \$75,673,316 |

*Values include State Assessed Utilities and New Construction

| | A | B * | C | D | B + C * |
|------------------------------------|--------------------------------------|------------------|--------------|--------------------------|------------------|
| Taxing District | New Construction & Added Improvement | Real & Personal | Timber Value | State Assessed Utilities | Total Certified |
| FIRE DISTRICT #16 | | | | | |
| Levy: F.D.#16 EXP-GIBSON VLY | \$893,950 | \$31,760,351 | \$0 | \$7,891,057 | \$31,760,351 |
| FIRE DISTRICT #17 | | | | | |
| Levy: F.D.#17 BOND | \$9,219,400 | \$138,920,331 | \$651,359 | \$2,409,216 | \$139,571,690 |
| Levy: F.D.#17 EXP-BALD HILLS | \$9,219,400 | \$140,480,736 | \$0 | \$2,409,216 | \$140,480,736 |
| GRIFFIN S.D. #324 | | | | | |
| Levy: GRIFFIN S.D.324 BOND | \$8,650,058 | \$568,533,610 | \$6,434,393 | \$5,570,029 | \$574,968,003 |
| Levy: GRIFFIN S.D.324 M&O | \$8,650,058 | \$568,533,610 | \$3,217,196 | \$5,570,029 | \$571,750,806 |
| MEDIC ONE | | | | | |
| Levy: MEDIC 1 EXP | \$452,479,167 | \$15,351,292,485 | \$0 | \$386,823,019 | \$15,351,292,485 |
| NORTH THURSTON S.D. #3 | | | | | |
| Levy: N.THUR.S.D.3 BOND NEW | \$173,346,207 | \$5,202,242,216 | \$2,462,878 | \$100,202,846 | \$5,204,705,094 |
| Levy: N.THUR.S.D.3 BOND OLD | \$170,463,307 | \$5,188,761,183 | \$2,462,878 | \$100,160,947 | \$5,191,224,061 |
| Levy: N.THUR.S.D.3 M&O | \$173,346,207 | \$5,202,242,216 | \$1,231,439 | \$100,202,846 | \$5,203,473,655 |
| OLYMPIA S.D. #111 | | | | | |
| Levy: OLY S.D.111 BOND CMBD | \$80,240,128 | \$4,438,247,899 | \$3,077,100 | \$122,421,615 | \$4,441,324,999 |
| Levy: OLY S.D.111 CAPITAL PROJECTS | \$80,240,128 | \$4,438,247,899 | \$3,077,100 | \$122,421,615 | \$4,441,324,999 |
| Levy: OLY S.D.111 M&O | \$80,240,128 | \$4,438,247,899 | \$1,538,550 | \$122,421,615 | \$4,439,786,449 |
| PORT OF OLYMPIA | | | | | |
| Levy: PORT OF OLY G.O.BOND | \$452,479,167 | \$15,351,292,485 | \$0 | \$386,823,019 | \$15,351,292,485 |
| PUD #1 | | | | | |
| Levy: P.U.D. #1 | \$452,479,167 | \$15,351,292,485 | \$0 | \$386,823,019 | \$15,351,292,485 |
| RAINIER S.D. #307 | | | | | |
| Levy: RAINIER S.D.307 BOND NEW | \$8,200,968 | \$255,185,343 | \$11,645,481 | \$12,667,904 | \$266,830,824 |
| Levy: RAINIER S.D.307 M&O | \$8,200,968 | \$255,185,343 | \$5,822,740 | \$12,667,904 | \$261,008,083 |

*Values include State Assessed Utilities and New Construction

| | A | B * | C | D | B + C * |
|-----------------------------------|--------------------------------------|------------------|--------------|--------------------------|------------------|
| Taxing District | New Construction & Added Improvement | Real & Personal | Timber Value | State Assessed Utilities | Total Certified |
| ROCHESTER S.D. #401 | | | | | |
| Levy: ROCHESTER S.D.401 BOND CMBD | \$21,344,185 | \$586,123,164 | \$10,336,234 | \$14,178,084 | \$596,459,398 |
| Levy: ROCHESTER S.D.401 M&O | \$21,344,185 | \$586,123,164 | \$5,168,117 | \$14,178,084 | \$591,291,281 |
| STATE OF WASHINGTON | | | | | |
| Levy: STATE OF WASHINGTON | \$452,479,167 | \$15,344,481,291 | \$0 | \$386,823,019 | \$15,344,481,291 |
| Levy: STATE OF WASHINGTON REFUND | \$452,479,167 | \$15,344,481,291 | \$0 | \$386,823,019 | \$15,344,481,291 |
| TANGLEWILDE PK | | | | | |
| Levy: TANGLEWILDE PARK & REC | \$0 | \$86,154,750 | \$0 | \$823,259 | \$86,154,750 |
| TENINO S.D. #402 | | | | | |
| Levy: TENINO S.D.402 BOND CMBD | \$15,333,842 | \$505,864,633 | \$25,259,487 | \$30,108,172 | \$531,124,120 |
| Levy: TENINO S.D.402 M&O | \$15,333,842 | \$505,864,633 | \$12,629,744 | \$30,108,172 | \$518,494,377 |
| THURSTON COUNTY | | | | | |
| Levy: CURRENT EXPENSE | \$452,479,167 | \$15,351,292,485 | \$0 | \$386,823,019 | \$15,351,292,485 |
| TIMBERLAND LIBRARY | | | | | |
| Levy: TIMBERLAND RGNL LIBR | \$452,479,167 | \$15,351,292,485 | \$0 | \$386,823,019 | \$15,351,292,485 |
| TUMWATER S.D. #33 | | | | | |
| Levy: TUMWATER S.D. 33 BOND | \$95,641,403 | \$2,438,421,229 | \$6,219,164 | \$58,144,290 | \$2,444,640,393 |
| Levy: TUMWATER S.D. 33 M&O | \$95,641,403 | \$2,438,421,229 | \$3,109,582 | \$58,144,290 | \$2,441,530,811 |
| YELM S.D. #2 | | | | | |
| Levy: YELM S.D. 2 BOND NEW | \$48,775,326 | \$1,134,467,521 | \$35,620,444 | \$30,485,699 | \$1,170,087,965 |
| Levy: YELM S.D. 2 M&O | \$48,775,326 | \$1,134,467,521 | \$17,810,222 | \$30,485,699 | \$1,152,277,743 |

TAXING RESPONSIBILITIES OF GOVERNMENT FLOW CHART

| Taxing Authorities | The Assessor's Office | The Treasurer's Office |
|---|---|--|
| <p>MAKE OR UPHOLD THE TAX LAWS that govern Levies and Tax Rates.</p> | <p>DETERMINES THE FAIR MARKET VALUE of Real and Personal Property.</p> | <p>SENDS BILLS AND COLLECTS TAXES from Property Owners.</p> |
| <p>These taxing authorities include</p> <ul style="list-style-type: none"> • State Legislature • Department of Revenue • Local Government <ul style="list-style-type: none"> • County, Cities and Towns • Local Taxing Districts <ul style="list-style-type: none"> • Cemeteries • Fire Districts • Libraries • Medic One • Ports • Roads • Schools <p>Local Taxing Districts submit certified budgets to the county commissioners with a request to levy taxes for upcoming tax year.</p> | <p>Professional Appraisers and Service Representatives</p> <ul style="list-style-type: none"> • Track data on parcels. • Appraise properties. • Provide information to individuals, businesses, and community groups. • Send out valuation notices and renewal reminders. • Assist the public in enrolling in appropriate exemption or special use programs. • Coach individuals on how to use self-help stations to locate details about parcels in the county. • Ensure budgets of the taxing districts comply with state legal requirements. • Calculate the Levy Rate. • Create and certify the tax roll. | <p style="text-align: center;">The Treasurer's staff</p> <ul style="list-style-type: none"> • Send tax bills to property owners. • Collect the property taxes from taxpayers with parcels in Thurston County. <ul style="list-style-type: none"> • First Half payable by April 30 • Second Half payable by Oct 31 <p>Distribute appropriate amounts to the taxing districts.</p> |

**ASSESSED VALUES, LEVY RATES TAXES
FOR TAX YEAR 2004**

"Regular Value" includes values of property subject to regular (non-voter approved) levies and "Excess Value" includes values subject to excess (voter approved) levies. Values have been adjusted for all exemptions including senior citizens/disabled persons.

| District / Levy | Regular Value | Excess Value | Timber Value | Rate | Real & Pers. Tax | Timber Tax | Total Tax |
|---------------------------------|-----------------|-----------------|--------------|----------------|------------------|------------|----------------|
| CEMETERY DISTRICT #1 | | | | | | | |
| CEMETERY I-ROCHESTER | \$585,430,147 | | | 0.066025451880 | \$38,653.29 | \$0.00 | \$38,653.29 |
| Totals for CEMETERY DISTRICT #1 | | | | 0.066025451880 | \$38,653.29 | \$0.00 | \$38,653.29 |
| CEMETERY DISTRICT #2 | | | | | | | |
| CEMETERY II-YELM | \$951,209,997 | | | 0.089792012562 | \$85,411.06 | \$0.00 | \$85,411.06 |
| Totals for CEMETERY DISTRICT #2 | | | | 0.089792012562 | \$85,411.06 | \$0.00 | \$85,411.06 |
| CENTRALIA S.D. #401L | | | | | | | |
| CENTRALIA S.D.401L BOND CMBD | | \$36,478,596 | \$5,970,757 | 0.322290535036 | \$11,756.71 | \$1,924.32 | \$13,681.03 |
| CENTRALIA S.D.401L M&O | | \$36,478,596 | \$2,985,379 | 2.038648478399 | \$74,367.03 | \$6,086.14 | \$80,453.17 |
| Totals for CENTRALIA S.D. #401L | | | | 2.360939013435 | \$86,123.74 | \$8,010.46 | \$94,134.20 |
| CITY OF BUCODA | | | | | | | |
| CITY OF BUCODA GEN EXP | \$17,859,301 | | | 2.753069675011 | \$49,167.90 | \$0.00 | \$49,167.90 |
| Totals for CITY OF BUCODA | | | | 2.753069675011 | \$49,167.90 | \$0.00 | \$49,167.90 |
| CITY OF LACEY | | | | | | | |
| CITY OF LACEY GEN EXP | \$2,189,800,865 | | | 2.688563953052 | \$5,887,419.67 | \$0.00 | \$5,887,419.67 |
| CITY OF LACEY 2001 FIRE SAFETY | | \$2,165,061,751 | \$41,312 | 0.210581199478 | \$455,921.30 | \$8.70 | \$455,930.00 |
| CITY OF LACEY 2003 PARK IMP BO | | \$2,165,061,751 | \$41,312 | 0.160720755490 | \$347,970.36 | \$6.64 | \$347,977.00 |
| CITY OF LACEY BOND | | \$2,165,061,751 | \$41,312 | 0.072190558810 | \$156,297.02 | \$2.98 | \$156,300.00 |
| Totals for CITY OF LACEY | | | | 3.132056466830 | \$6,847,608.35 | \$18.32 | \$6,847,626.67 |
| CITY OF OLYMPIA | | | | | | | |
| CITY OF OLY GEN EXP | \$3,344,907,567 | | | 2.800679798277 | \$9,368,015.05 | \$0.00 | \$9,368,015.05 |
| Totals for CITY OF OLYMPIA | | | | 2.800679798277 | \$9,368,015.05 | \$0.00 | \$9,368,015.05 |

| District / Levy | Regular Value | Excess Value | Timber Value | Rate | Real & Pers. Tax | Timber Tax | Total Tax |
|---------------------------------|------------------|-----------------|--------------|----------------|------------------|------------|-----------------|
| CITY OF RAINIER | | | | | | | |
| CITY OF RAINIER GEN EXP | \$63,038,106 | | | 1.797960110032 | \$113,340.00 | \$0.00 | \$113,340.00 |
| Totals for CITY OF RAINIER | | | | 1.797960110032 | \$113,340.00 | \$0.00 | \$113,340.00 |
| CITY OF TENINO | | | | | | | |
| CITY OF TENINO BOND | | \$64,815,610 | | 0.477508427368 | \$30,950.00 | \$0.00 | \$30,950.00 |
| CITY OF TENINO GEN EXP | \$66,306,795 | | | 2.880769007158 | \$191,014.56 | \$0.00 | \$191,014.56 |
| Totals for CITY OF TENINO | | | | 3.358277434526 | \$221,964.56 | \$0.00 | \$221,964.56 |
| CITY OF TUMWATER | | | | | | | |
| CITY OF TUM GEN EXP | \$1,166,331,973 | | | 2.574933071821 | \$3,003,226.77 | \$0.00 | \$3,003,226.77 |
| CITY OF TUM BOND COMB | | \$1,156,931,716 | \$70,102 | 0.699644535909 | \$809,440.95 | \$49.05 | \$809,490.00 |
| Totals for CITY OF TUMWATER | | | | 3.274577607730 | \$3,812,667.72 | \$49.05 | \$3,812,716.77 |
| CITY OF YELM | | | | | | | |
| CITY OF YELM GEN EXP | \$264,927,195 | | | 2.793468937759 | \$740,065.89 | \$0.00 | \$740,065.89 |
| Totals for CITY OF YELM | | | | 2.793468937759 | \$740,065.89 | \$0.00 | \$740,065.89 |
| CONSERVATION FUTURES | | | | | | | |
| CONSERVATION FUTURES | \$15,351,292,485 | | | 0.055725077275 | \$855,451.96 | \$0.00 | \$855,451.96 |
| Totals for CONSERVATION FUTURES | | | | 0.055725077275 | \$855,451.96 | \$0.00 | \$855,451.96 |
| COUNTY ROAD | | | | | | | |
| ROAD DISTRICT | \$8,238,120,683 | | | 1.814688121873 | \$14,949,619.75 | \$0.00 | \$14,949,619.75 |
| Totals for COUNTY ROAD | | | | 1.814688121873 | \$14,949,619.75 | \$0.00 | \$14,949,619.75 |
| FIRE DISTRICT #01 | | | | | | | |
| F.D.#01 EXP-ROCH/GRD MND | \$513,982,929 | | | 1.316310915844 | \$676,561.34 | \$0.00 | \$676,561.34 |
| Totals for FIRE DISTRICT #01 | | | | 1.316310915844 | \$676,561.34 | \$0.00 | \$676,561.34 |

| District / Levy | Regular Value | Excess Value | Timber Value | Rate | Real & Pers. Tax | Timber Tax | Total Tax |
|------------------------------|-----------------|-----------------|--------------|----------------|------------------|------------|----------------|
| FIRE DISTRICT #02 | | | | | | | |
| YELM FIRE DISTRICT NO. 2 | \$487,154,649 | | | 1.297817400076 | \$632,237.78 | \$0.00 | \$632,237.78 |
| Totals for FIRE DISTRICT #02 | | | | 1.297817400076 | \$632,237.78 | \$0.00 | \$632,237.78 |
| FIRE DISTRICT #03 | | | | | | | |
| F.D.#03 EXPENSE-LACEY | \$2,254,139,716 | | | 1.325656359626 | \$2,988,214.65 | \$0.00 | \$2,988,214.65 |
| F.D.#03 BOND 20 YR (2000) | | \$2,216,550,181 | \$373,627 | 0.215988478392 | \$478,749.30 | \$80.70 | \$478,830.00 |
| F.D.#03 BOND NEW (1988) | | \$2,595,576,021 | \$373,627 | 0.156462973122 | \$406,111.54 | \$58.46 | \$406,170.00 |
| Totals for FIRE DISTRICT #03 | | | | 1.698107811140 | \$3,873,075.49 | \$139.16 | \$3,873,214.65 |
| FIRE DISTRICT #04 | | | | | | | |
| F.D.#04 EXPENSE-RAINIER | \$240,924,712 | | | 0.895000758577 | \$215,627.80 | \$0.00 | \$215,627.80 |
| F.D.#04 2003 BOND 10 YRS | | \$237,623,766 | \$177,128 | 0.349031488502 | \$82,938.18 | \$61.82 | \$83,000.00 |
| Totals for FIRE DISTRICT #04 | | | | 1.244032247079 | \$298,565.98 | \$61.82 | \$298,627.80 |
| FIRE DISTRICT #05 | | | | | | | |
| F.D.#05 2004 BOND 20 YEARS | | \$422,812,796 | \$155,187 | 0.594253017019 | \$251,257.78 | \$92.22 | \$251,350.00 |
| F.D.#05 EXP-BLACK LAKE | \$428,656,716 | | | 1.334126770103 | \$571,882.40 | \$0.00 | \$571,882.40 |
| Totals for FIRE DISTRICT #05 | | | | 1.928379787122 | \$823,140.18 | \$92.22 | \$823,232.40 |
| FIRE DISTRICT #06 | | | | | | | |
| F.D.#06 BOND 8 YEARS | | \$782,404,792 | \$622,462 | 0.459754112211 | \$359,713.82 | \$286.18 | \$360,000.00 |
| F.D.#06 EXP-EAST OLYMPIA | \$781,478,146 | | | 1.298662649998 | \$1,014,876.48 | \$0.00 | \$1,014,876.48 |
| Totals for FIRE DISTRICT #06 | | | | 1.758416762209 | \$1,374,590.30 | \$286.18 | \$1,374,876.48 |
| FIRE DISTRICT #07 | | | | | | | |
| F.D.#07 BOND-NORTH OLY | | \$335,689,271 | \$122,866 | 0.269495917594 | \$90,466.89 | \$33.11 | \$90,500.00 |
| F.D.#07 EXP-NORTH OLY | \$339,587,198 | | | 0.861934436056 | \$292,701.90 | \$0.00 | \$292,701.90 |
| Totals for FIRE DISTRICT #07 | | | | 1.131430353650 | \$383,168.79 | \$33.11 | \$383,201.90 |

| District / Levy | Regular Value | Excess Value | Timber Value | Rate | Real & Pers. Tax | Timber Tax | Total Tax |
|------------------------------|---------------|---------------|--------------|----------------|------------------|------------|----------------|
| FIRE DISTRICT #08 | | | | | | | |
| F.D.#08 EXP-SOUTH BAY | \$613,383,455 | | | 1.269453184061 | \$778,661.58 | \$0.00 | \$778,661.58 |
| F.D.#08 BOND 20 YRS (97) | | \$608,607,521 | \$97,394 | 0.335959173256 | \$204,467.28 | \$32.72 | \$204,500.00 |
| Totals for FIRE DISTRICT #08 | | | | 1.605412357317 | \$983,128.86 | \$32.72 | \$983,161.58 |
| FIRE DISTRICT #09 | | | | | | | |
| F.D.#09 EXP-MCLANE | \$857,603,187 | | | 1.418932203665 | \$1,216,880.78 | \$0.00 | \$1,216,880.78 |
| Totals for FIRE DISTRICT #09 | | | | 1.418932203665 | \$1,216,880.78 | \$0.00 | \$1,216,880.78 |
| FIRE DISTRICT #11 | | | | | | | |
| F.D.#11 BOND-LITTLEROCK | | \$520,382,384 | \$796,272 | 0.275721191468 | \$143,480.45 | \$219.55 | \$143,700.00 |
| F.D.#11 EXP-LITTLEROCK | \$526,698,194 | | | 1.318299887696 | \$694,346.17 | \$0.00 | \$694,346.17 |
| Totals for FIRE DISTRICT #11 | | | | 1.594021079164 | \$837,826.62 | \$219.55 | \$838,046.17 |
| FIRE DISTRICT #12 | | | | | | | |
| F.D.#12 EXP-TENINO | \$205,316,879 | | | 1.005596476070 | \$206,465.93 | \$0.00 | \$206,465.93 |
| F.D.#12 BOND 7 YR (2001) | | \$203,112,169 | \$557,605 | 0.337556224715 | \$68,561.78 | \$188.22 | \$68,750.00 |
| Totals for FIRE DISTRICT #12 | | | | 1.343152700785 | \$275,027.71 | \$188.22 | \$275,215.93 |
| FIRE DISTRICT #13 | | | | | | | |
| F.D.#13 BOND 20 YEAR | | \$462,169,801 | \$172,740 | 0.427713183330 | \$197,676.12 | \$73.88 | \$197,750.00 |
| F.D.#13 EXP-GRIFFIN | \$467,847,641 | | | 1.090946892260 | \$510,396.93 | \$0.00 | \$510,396.93 |
| Totals for FIRE DISTRICT #13 | | | | 1.518660075590 | \$708,073.05 | \$73.88 | \$708,146.93 |
| FIRE DISTRICT #14 | | | | | | | |
| F.D.#14 BOND 2001 | | \$177,318,068 | \$636,376 | 0.689502308804 | \$122,261.22 | \$438.78 | \$122,700.00 |
| Totals for FIRE DISTRICT #14 | | | | 0.689502308804 | \$122,261.22 | \$438.78 | \$122,700.00 |

| District / Levy | Regular Value | Excess Value | Timber Value | Rate | Real & Pers. Tax | Timber Tax | Total Tax |
|-----------------------------------|------------------|-----------------|--------------|----------------|------------------|-------------|-----------------|
| FIRE DISTRICT #15 | | | | | | | |
| F.D.#15 EXP-MUNN LAKE | \$75,673,316 | | | 0.874874176255 | \$66,204.63 | \$0.00 | \$66,204.63 |
| Totals for FIRE DISTRICT #15 | | | | 0.874874176255 | \$66,204.63 | \$0.00 | \$66,204.63 |
| FIRE DISTRICT #16 | | | | | | | |
| F.D.#16 EXP-GIBSON VLY | \$31,760,351 | | | 1.000000000000 | \$31,760.35 | \$0.00 | \$31,760.35 |
| Totals for FIRE DISTRICT #16 | | | | 1.000000000000 | \$31,760.35 | \$0.00 | \$31,760.35 |
| FIRE DISTRICT #17 | | | | | | | |
| F.D.#17 EXP-BALD HILLS | \$140,480,736 | | | 1.267363234771 | \$178,040.12 | \$0.00 | \$178,040.12 |
| F.D.#17 BOND | | \$138,920,331 | \$651,359 | 0.283008681775 | \$39,315.66 | \$184.34 | \$39,500.00 |
| Totals for FIRE DISTRICT #17 | | | | 1.550371916546 | \$217,355.78 | \$184.34 | \$217,540.12 |
| GRIFFIN S.D. #324 | | | | | | | |
| GRIFFIN S.D.324 M&O | | \$568,533,610 | \$3,217,196 | 2.049286136030 | \$1,165,088.04 | \$6,592.96 | \$1,171,681.00 |
| GRIFFIN S.D.324 BOND | | \$568,533,610 | \$6,434,393 | 1.826188578358 | \$1,038,249.58 | \$11,750.42 | \$1,050,000.00 |
| Totals for GRIFFIN S.D. #324 | | | | 3.875474714388 | \$2,203,337.62 | \$18,343.38 | \$2,221,681.00 |
| MEDIC ONE | | | | | | | |
| MEDIC 1 EXP | \$15,351,292,485 | | | 0.440461414347 | \$6,761,652.00 | \$0.00 | \$6,761,652.00 |
| Totals for MEDIC ONE | | | | 0.440461414347 | \$6,761,652.00 | \$0.00 | \$6,761,652.00 |
| NORTH THURSTON S.D. #3 | | | | | | | |
| N.THUR.S.D.3 M&O | | \$5,202,242,216 | \$1,231,439 | 2.978779374641 | \$15,496,331.81 | \$3,668.19 | \$15,500,000.00 |
| N.THUR.S.D.3 BOND NEW | | \$5,202,242,216 | \$2,462,878 | 1.881798261979 | \$9,789,570.36 | \$4,634.64 | \$9,794,205.00 |
| N.THUR.S.D.3 BOND OLD | | \$5,188,761,183 | \$2,462,878 | 0.107064344260 | \$555,531.31 | \$263.69 | \$555,795.00 |
| Totals for NORTH THURSTON S.D. #3 | | | | 4.967641980880 | \$25,841,433.48 | \$8,566.52 | \$25,850,000.00 |

| District / Levy | Regular Value | Excess Value | Timber Value | Rate | Real & Pers. Tax | Timber Tax | Total Tax |
|--------------------------------|------------------|-----------------|--------------|----------------|------------------|-------------|-----------------|
| OLYMPIA S.D. #111 | | | | | | | |
| OLY S.D.111 BOND CMBD | | \$4,438,247,899 | \$3,077,100 | 2.251580328450 | \$9,993,071.66 | \$6,928.34 | \$10,000,000.00 |
| OLY S.D.111 M&O | | \$4,438,247,899 | \$1,538,550 | 2.708776455388 | \$12,022,221.41 | \$4,167.59 | \$12,026,389.00 |
| Totals for OLYMPIA S.D. #111 | | | | 4.960356783838 | \$22,015,293.07 | \$11,095.93 | \$22,026,389.00 |
| PORT OF OLYMPIA | | | | | | | |
| PORT OF OLY G.O.BOND | \$15,351,292,485 | | | 0.246770328538 | \$3,788,243.49 | \$0.00 | \$3,788,243.49 |
| Totals for PORT OF OLYMPIA | | | | 0.246770328538 | \$3,788,243.49 | \$0.00 | \$3,788,243.49 |
| PUD #1 | | | | | | | |
| P.U.D. #1 | \$15,351,292,485 | | | 0.011187527055 | \$171,743.00 | \$0.00 | \$171,743.00 |
| Totals for PUD #1 | | | | 0.011187527055 | \$171,743.00 | \$0.00 | \$171,743.00 |
| RAINIER S.D. #307 | | | | | | | |
| RAINIER S.D.307 BOND NEW | | \$255,185,343 | \$11,645,481 | 1.555292577442 | \$396,887.87 | \$18,112.13 | \$415,000.00 |
| RAINIER S.D.307 M&O | | \$255,185,343 | \$5,822,740 | 2.854317733907 | \$728,380.05 | \$16,619.95 | \$745,000.00 |
| Totals for RAINIER S.D. #307 | | | | 4.409610311349 | \$1,125,267.92 | \$34,732.08 | \$1,160,000.00 |
| ROCHESTER S.D. #401 | | | | | | | |
| ROCHESTER S.D.401 M&O | | \$586,123,164 | \$5,168,117 | 2.552873257624 | \$1,496,298.15 | \$13,193.55 | \$1,509,491.70 |
| ROCHESTER S.D.401 BOND CMBD | | \$586,123,164 | \$10,336,234 | 2.224171743353 | \$1,303,638.58 | \$22,989.56 | \$1,326,628.14 |
| Totals for ROCHESTER S.D. #401 | | | | 4.777045000977 | \$2,799,936.73 | \$36,183.11 | \$2,836,119.84 |
| STATE OF WASHINGTON | | | | | | | |
| STATE OF WASHINGTON | \$15,344,481,291 | | | 2.784060548535 | \$42,719,965.00 | \$0.00 | \$42,719,965.00 |
| STATE OF WASHINGTON REFUND | \$15,344,481,291 | | | 0.000458014831 | \$7,028.00 | \$0.00 | \$7,028.00 |
| Totals for STATE OF WASHINGTON | | | | 2.784518563366 | \$42,726,993.00 | \$0.00 | \$42,726,993.00 |

| District / Levy | Regular Value | Excess Value | Timber Value | Rate | Real & Pers. Tax | Timber Tax | Total Tax |
|-------------------------------|------------------|-----------------|--------------|----------------|------------------|--------------|-----------------|
| TENINO S.D. #402 | | | | | | | |
| TENINO S.D.402 BOND CMBD | | \$505,864,633 | \$25,259,487 | 0.470699767881 | \$238,110.37 | \$11,889.63 | \$250,000.00 |
| TENINO S.D.402 M&O | | \$505,864,633 | \$12,629,744 | 3.077178983563 | \$1,556,636.02 | \$38,863.98 | \$1,595,500.00 |
| Totals for TENINO S.D. #402 | | | | 3.547878751444 | \$1,794,746.39 | \$50,753.61 | \$1,845,500.00 |
| THURSTON COUNTY | | | | | | | |
| CURRENT EXPENSE | \$15,351,292,485 | | | 1.590999955467 | \$24,423,905.66 | \$0.00 | \$24,423,905.66 |
| Totals for THURSTON COUNTY | | | | 1.590999955467 | \$24,423,905.66 | \$0.00 | \$24,423,905.66 |
| TIMBERLAND LIBRARY | | | | | | | |
| TIMBERLAND RGNL LIBR | \$15,351,292,485 | | | 0.469700000000 | \$7,210,502.08 | \$0.00 | \$7,210,502.08 |
| Totals for TIMBERLAND LIBRARY | | | | 0.469700000000 | \$7,210,502.08 | \$0.00 | \$7,210,502.08 |
| TUMWATER S.D. #33 | | | | | | | |
| TUMWATER S.D. 33 M&O | | \$2,438,421,229 | \$3,109,582 | 3.043433638651 | \$7,421,173.19 | \$9,463.81 | \$7,430,637.00 |
| TUMWATER S.D. 33 BOND | | \$2,438,421,229 | \$6,219,164 | 2.961101363099 | \$7,220,412.43 | \$18,415.57 | \$7,238,828.00 |
| Totals for TUMWATER S.D. #33 | | | | 6.004535001750 | \$14,641,585.62 | \$27,879.38 | \$14,669,465.00 |
| YELM S.D. #2 | | | | | | | |
| YELM S.D. 2 BOND NEW | | \$1,134,467,521 | \$35,620,444 | 2.231279321367 | \$2,531,313.92 | \$79,479.16 | \$2,610,793.08 |
| YELM S.D. 2 M&O | | \$1,134,467,521 | \$17,810,222 | 3.265116469123 | \$3,704,168.59 | \$58,152.45 | \$3,762,321.04 |
| Totals for YELM S.D. #2 | | | | 5.496395790490 | \$6,235,482.51 | \$137,631.61 | \$6,373,114.12 |

Total County Value: \$15,351,292,485.00

Total County Tax: \$211,763,084.12

Average County Tax Rate: 13.7944791508203 Per \$1000

Property Tax Limits

Regular Levies are taxes that a taxing district may impose each year without voter approval. Regular property tax levies are subject to several statutory and constitutional limits.

- The "levy limit" restricts how much an individual taxing district can increase its levy – the restriction is one percent or the implicit price deflator, whichever is lower. Amounts attributable to new construction and to increases in utility values are added to the allowed percentage increase. This law applies only to a taxing district's budget and is not applicable to individual properties. RCW 84.55.010.
- The regular levy of each taxing district cannot exceed a specific rate, which is determined by the type of district. (State: \$3.60, County: \$1.80, Cities/Towns: \$3.37, Roads: \$2.25) Regular districts may also request voter-approved rate increases for a particular purpose and/or length of time. RCW 84.52.010
- The aggregate regular levy rate of senior and junior taxing districts cannot exceed \$5.90. This does not include the state, port districts and public utility districts, emergency medical levies, and conservation futures. RCW 84.52.043.
- The aggregate of all regular levies (not including port and public utility districts) shall not exceed 1% of true and fair value. WA 1972 Amendment State Constitution, Article VII, Sec. 2 and RCW 84.52.050

Excess or Special Levies are taxes that are approved by voters residing within a taxing district. Voters may approve excess or special levies for maintenance and operation (M&O) or for construction of buildings or other facilities.

- M&O levies are generally limited to one year although school districts may have a vote on four-year levies.
- Levies to finance general obligation bonds for capital improvement purposes usually obligate the voters to pay annual principal and interest costs over a period of several years. Voter-approved excess or special levies exceed the statutory and constitutional limitations.
- Qualified senior citizens and disabled persons are exempt from excess levies for up to one acre. RCW 84.52.052

**CONSOLIDATED TAX CODE AREAS & RATES
FOR TAX YEAR 2004**

"TCA's" (Tax Code Areas) designate a unique set of taxing districts. They appear on tax statements. The first two columns list the Tax Code Area and regular, excess and total levy rates within that TCA. The columns to the right list levy types, taxing districts and levy rates. All rates are expressed in dollars per thousand dollars of assessed value.

| TCA | Regular Rate/ Excess Rate | County/State of Washington | Levy | District | Rates | |
|-----|------------------------------|-------------------------------|----------|------------------------|------------------|------------------|
| | | | | | Regular | Excess |
| 110 | \$8.400042664325 | \$1.646725032742 | City: | CITY OF OLYMPIA | \$2.800679798277 | |
| | \$4.960356783838 | \$2.784518563366 | EMS: | MEDIC ONE | \$0.440461414347 | |
| | | | Port: | PORT OF OLYMPIA | \$0.246770328538 | |
| | | | Park: | | | |
| | Total: \$13.360399448163 | | Library: | TIMBERLAND LIBRARY | \$0.469700000000 | |
| | | | Road: | | | |
| | | | School: | OLYMPIA S.D. #111 | | \$4.960356783838 |
| | | | Other: | PUD #1 | \$0.011187527055 | |
| 114 | \$8.400042664325 | \$1.646725032742 | City: | CITY OF OLYMPIA | \$2.800679798277 | |
| | \$4.967641980880 | \$2.784518563366 | EMS: | MEDIC ONE | \$0.440461414347 | |
| | | | Port: | PORT OF OLYMPIA | \$0.246770328538 | |
| | | | Park: | | | |
| | Total: \$13.367684645205 | | Library: | TIMBERLAND LIBRARY | \$0.469700000000 | |
| | | | Road: | | | |
| | | | School: | NORTH THURSTON S.D. #3 | | \$4.967641980880 |
| | | | Other: | PUD #1 | \$0.011187527055 | |
| 126 | \$8.400042664325 | \$1.646725032742 | City: | CITY OF OLYMPIA | \$2.800679798277 | |
| | \$6.004535001750 | \$2.784518563366 | EMS: | MEDIC ONE | \$0.440461414347 | |
| | | | Port: | PORT OF OLYMPIA | \$0.246770328538 | |
| | | | Park: | | | |
| | Total: \$14.404577666075 | | Library: | TIMBERLAND LIBRARY | \$0.469700000000 | |
| | | | Road: | | | |
| | | | School: | TUMWATER S.D. #33 | | \$6.004535001750 |
| | | | Other: | PUD #1 | \$0.011187527055 | |
| 127 | \$8.400042664325 | \$1.646725032742 | City: | CITY OF OLYMPIA | \$2.800679798277 | |
| | \$5.116819756960 | \$2.784518563366 | EMS: | MEDIC ONE | \$0.440461414347 | |
| | | | Port: | PORT OF OLYMPIA | \$0.246770328538 | |
| | | | Park: | | | |
| | Total: \$13.516862421285 | | Library: | TIMBERLAND LIBRARY | \$0.469700000000 | |
| | | | Road: | | | |
| | | | School: | OLYMPIA S.D. #111 | | \$4.960356783838 |
| | | | Fire: | FIRE DISTRICT #03 | | \$0.156462973122 |
| | | Other: | PUD #1 | \$0.011187527055 | | |

| TCA | Regular Rate/ Excess Rate | County/State of Washington | Levy | District | Rates | |
|--------|------------------------------|-------------------------------|----------|------------------------|------------------|------------------|
| | | | | | Regular | Excess |
| 128 | \$8.400042664325 | \$1.646725032742 | City: | CITY OF OLYMPIA | \$2.800679798277 | |
| | \$5.124104954002 | \$2.784518563366 | EMS: | MEDIC ONE | \$0.440461414347 | |
| | | | Port: | PORT OF OLYMPIA | \$0.246770328538 | |
| Total: | \$13.524147618327 | | Park: | | | |
| | | | Library: | TIMBERLAND LIBRARY | \$0.469700000000 | |
| | | | Road: | | | |
| | | | School: | NORTH THURSTON S.D. #3 | | \$4.967641980880 |
| | | | Fire: | FIRE DISTRICT #03 | | \$0.156462973122 |
| | | | Other: | PUD #1 | \$0.011187527055 | |
| 129 | \$8.400042664325 | \$1.646725032742 | City: | CITY OF OLYMPIA | \$2.800679798277 | |
| | \$5.124104954002 | \$2.784518563366 | EMS: | MEDIC ONE | \$0.440461414347 | |
| | | | Port: | PORT OF OLYMPIA | \$0.246770328538 | |
| Total: | \$13.524147618327 | | Park: | | | |
| | | | Library: | TIMBERLAND LIBRARY | \$0.469700000000 | |
| | | | Road: | | | |
| | | | School: | NORTH THURSTON S.D. #3 | | \$4.967641980880 |
| | | | Fire: | FIRE DISTRICT #03 | | \$0.156462973122 |
| | | | Other: | PUD #1 | \$0.011187527055 | |
| 130 | \$8.400042664325 | \$1.646725032742 | City: | CITY OF OLYMPIA | \$2.800679798277 | |
| | \$5.420110896049 | \$2.784518563366 | EMS: | MEDIC ONE | \$0.440461414347 | |
| | | | Port: | PORT OF OLYMPIA | \$0.246770328538 | |
| Total: | \$13.820153560374 | | Park: | | | |
| | | | Library: | TIMBERLAND LIBRARY | \$0.469700000000 | |
| | | | Road: | | | |
| | | | School: | OLYMPIA S.D. #111 | | \$4.960356783838 |
| | | | Fire: | FIRE DISTRICT #06 | | \$0.459754112211 |
| | | | Other: | PUD #1 | \$0.011187527055 | |
| 132 | \$8.288925164176 | \$1.646725032742 | City: | | | |
| | \$4.960356783838 | \$2.784518563366 | EMS: | MEDIC ONE | \$0.440461414347 | |
| | | | Port: | PORT OF OLYMPIA | \$0.246770328538 | |
| Total: | \$13.249281948014 | | Park: | | | |
| | | | Library: | TIMBERLAND LIBRARY | \$0.469700000000 | |
| | | | Road: | COUNTY ROAD | \$1.814688121873 | |
| | | | School: | OLYMPIA S.D. #111 | | \$4.960356783838 |
| | | | Fire: | FIRE DISTRICT #15 | \$0.874874176255 | |
| | | | Other: | PUD #1 | \$0.011187527055 | |
| 135 | \$7.414050987921 | \$1.646725032742 | City: | | | |
| | \$4.960356783838 | \$2.784518563366 | EMS: | MEDIC ONE | \$0.440461414347 | |
| | | | Port: | PORT OF OLYMPIA | \$0.246770328538 | |
| Total: | \$12.374407771759 | | Park: | | | |
| | | | Library: | TIMBERLAND LIBRARY | \$0.469700000000 | |
| | | | Road: | COUNTY ROAD | \$1.814688121873 | |
| | | | School: | OLYMPIA S.D. #111 | | \$4.960356783838 |
| | | | Other: | PUD #1 | \$0.011187527055 | |

| TCA | Regular Rate/ Excess Rate | County/State of Washington | Levy | District | Rates | |
|--------|------------------------------|-------------------------------|----------|--------------------|------------------|------------------|
| | | | | | Regular | Excess |
| 141 | \$8.739707347547 | \$1.646725032742 | City: | | | |
| | \$5.332808235352 | \$2.784518563366 | EMS: | MEDIC ONE | \$0.440461414347 | |
| Total: | \$14.072515582899 | | Port: | PORT OF OLYMPIA | \$0.246770328538 | |
| | | | Park: | | | |
| | | | Library: | TIMBERLAND LIBRARY | \$0.469700000000 | |
| | | | Road: | COUNTY ROAD | \$1.814688121873 | |
| | | | School: | OLYMPIA S.D. #111 | | \$4.960356783838 |
| | | | Fire: | FIRE DISTRICT #03 | \$1.325656359626 | \$0.372451451514 |
| | | | Other: | PUD #1 | \$0.011187527055 | |
| 146 | \$8.712713637919 | \$1.646725032742 | City: | | | |
| | \$5.420110896049 | \$2.784518563366 | EMS: | MEDIC ONE | \$0.440461414347 | |
| Total: | \$14.132824533968 | | Port: | PORT OF OLYMPIA | \$0.246770328538 | |
| | | | Park: | | | |
| | | | Library: | TIMBERLAND LIBRARY | \$0.469700000000 | |
| | | | Road: | COUNTY ROAD | \$1.814688121873 | |
| | | | School: | OLYMPIA S.D. #111 | | \$4.960356783838 |
| | | | Fire: | FIRE DISTRICT #06 | \$1.298662649998 | \$0.459754112211 |
| | | | Other: | PUD #1 | \$0.011187527055 | |
| 150 | \$8.275985423977 | \$1.646725032742 | City: | | | |
| | \$5.229852701432 | \$2.784518563366 | EMS: | MEDIC ONE | \$0.440461414347 | |
| Total: | \$13.505838125409 | | Port: | PORT OF OLYMPIA | \$0.246770328538 | |
| | | | Park: | | | |
| | | | Library: | TIMBERLAND LIBRARY | \$0.469700000000 | |
| | | | Road: | COUNTY ROAD | \$1.814688121873 | |
| | | | School: | OLYMPIA S.D. #111 | | \$4.960356783838 |
| | | | Fire: | FIRE DISTRICT #07 | \$0.861934436056 | \$0.269495917594 |
| | | | Other: | PUD #1 | \$0.011187527055 | |
| 155 | \$8.683504171982 | \$1.646725032742 | City: | | | |
| | \$5.296315957094 | \$2.784518563366 | EMS: | MEDIC ONE | \$0.440461414347 | |
| Total: | \$13.979820129076 | | Port: | PORT OF OLYMPIA | \$0.246770328538 | |
| | | | Park: | | | |
| | | | Library: | TIMBERLAND LIBRARY | \$0.469700000000 | |
| | | | Road: | COUNTY ROAD | \$1.814688121873 | |
| | | | School: | OLYMPIA S.D. #111 | | \$4.960356783838 |
| | | | Fire: | FIRE DISTRICT #08 | \$1.269453184061 | \$0.335959173256 |
| | | | Other: | PUD #1 | \$0.011187527055 | |

| TCA | Regular Rate/ Excess Rate | County/State of Washington | Levy | District | Rates | |
|--------|--------------------------------------|--------------------------------------|--|--|--|------------------|
| | | | | | Regular | Excess |
| 160 | \$8.832983191586 \$4.960356783838 | \$1.646725032742 \$2.784518563366 | City: EMS: Port: Park: Library: Road: School: Fire: Other: | CITY OF YELM MEDIC ONE PORT OF OLYMPIA TIMBERLAND LIBRARY COUNTY ROAD OLYMPIA S.D. #111 FIRE DISTRICT #09 PUD #1 | \$0.440461414347 \$0.246770328538 \$0.469700000000 \$1.814688121873 \$1.418932203665 \$0.011187527055 | \$4.960356783838 |
| Total: | \$13.793339975424 | | | | | |
| 170 | \$8.482623816369 \$5.496395790490 | \$1.646725032742 \$2.784518563366 | City: EMS: Port: Park: Library: Road: School: Other: | CITY OF YELM MEDIC ONE PORT OF OLYMPIA TIMBERLAND LIBRARY YELM S.D. #2 CEMETERY DISTRICT #2 PUD #1 | \$2.793468937759 \$0.440461414347 \$0.246770328538 \$0.469700000000 \$0.089792012562 \$0.011187527055 | \$5.496395790490 |
| Total: | \$13.979019606859 | | | | | |
| 171 | \$8.392831803807 \$4.409610311349 | \$1.646725032742 \$2.784518563366 | City: EMS: Port: Park: Library: Road: School: Other: | CITY OF YELM MEDIC ONE PORT OF OLYMPIA TIMBERLAND LIBRARY RAINIER S.D. #307 PUD #1 | \$2.793468937759 \$0.440461414347 \$0.246770328538 \$0.469700000000 \$0.011187527055 | \$4.409610311349 |
| Total: | \$12.802442115156 | | | | | |
| 182 | \$8.801660400559 \$5.496395790490 | \$1.646725032742 \$2.784518563366 | City: EMS: Port: Park: Library: Road: School: Fire: Other: | CITY OF YELM MEDIC ONE PORT OF OLYMPIA TIMBERLAND LIBRARY COUNTY ROAD YELM S.D. #2 FIRE DISTRICT #02 CEMETERY DISTRICT #2 PUD #1 | \$0.440461414347 \$0.246770328538 \$0.469700000000 \$1.814688121873 \$1.297817400076 \$0.089792012562 \$0.011187527055 | \$5.496395790490 |
| Total: | \$14.298056191049 | | | | | |

| TCA | Regular Rate/ Excess Rate | County/State of Washington | Levy | District | Rates | | |
|--------|------------------------------|-------------------------------|----------|----------------------|------------------|------------------|--|
| | | | | | Regular | Excess | |
| 185 | \$8.739707347547 | \$1.646725032742 | City: | | | | |
| | \$5.868847242004 | \$2.784518563366 | EMS: | MEDIC ONE | \$0.440461414347 | | |
| | | | Port: | PORT OF OLYMPIA | \$0.246770328538 | | |
| Total: | \$14.608554589551 | | Park: | | | | |
| | | | Library: | TIMBERLAND LIBRARY | \$0.469700000000 | | |
| | | | Road: | COUNTY ROAD | \$1.814688121873 | | |
| | | | School: | YELM S.D. #2 | | \$5.496395790490 | |
| | | | Fire: | FIRE DISTRICT #03 | \$1.325656359626 | \$0.372451451514 | |
| | | | Other: | PUD #1 | \$0.011187527055 | | |
| 211 | \$8.398843759060 | \$1.646725032742 | City: | | | | |
| | \$5.845427278992 | \$2.784518563366 | EMS: | MEDIC ONE | \$0.440461414347 | | |
| | | | Port: | PORT OF OLYMPIA | \$0.246770328538 | | |
| Total: | \$14.244271038052 | | Park: | | | | |
| | | | Library: | TIMBERLAND LIBRARY | \$0.469700000000 | | |
| | | | Road: | COUNTY ROAD | \$1.814688121873 | | |
| | | | School: | YELM S.D. #2 | | \$5.496395790490 | |
| | | | Fire: | FIRE DISTRICT #04 | \$0.895000758577 | \$0.349031488502 | |
| | | | Other: | CEMETERY DISTRICT #2 | \$0.089792012562 | | |
| | | | | PUD #1 | \$0.011187527055 | | |
| 215 | \$8.712713637919 | \$1.646725032742 | City: | | | | |
| | \$5.956149902701 | \$2.784518563366 | EMS: | MEDIC ONE | \$0.440461414347 | | |
| | | | Port: | PORT OF OLYMPIA | \$0.246770328538 | | |
| Total: | \$14.668863540620 | | Park: | | | | |
| | | | Library: | TIMBERLAND LIBRARY | \$0.469700000000 | | |
| | | | Road: | COUNTY ROAD | \$1.814688121873 | | |
| | | | School: | YELM S.D. #2 | | \$5.496395790490 | |
| | | | Fire: | FIRE DISTRICT #06 | \$1.298662649998 | \$0.459754112211 | |
| | | | Other: | PUD #1 | \$0.011187527055 | | |
| 220 | \$7.414050987921 | \$1.646725032742 | City: | | | | |
| | \$5.496395790490 | \$2.784518563366 | EMS: | MEDIC ONE | \$0.440461414347 | | |
| | | | Port: | PORT OF OLYMPIA | \$0.246770328538 | | |
| Total: | \$12.910446778411 | | Park: | | | | |
| | | | Library: | TIMBERLAND LIBRARY | \$0.469700000000 | | |
| | | | Road: | COUNTY ROAD | \$1.814688121873 | | |
| | | | School: | YELM S.D. #2 | | \$5.496395790490 | |
| | | | Other: | PUD #1 | \$0.011187527055 | | |

| TCA | Regular Rate/ Excess Rate | County/State of Washington | Levy | District | Rates | |
|--------|--------------------------------------|--------------------------------------|--|--|--|--------------------------------------|
| | | | | | Regular | Excess |
| 221 | \$7.503843000483 \$5.496395790490 | \$1.646725032742 \$2.784518563366 | City: EMS: Port: Park: Library: Road: School: Other: | MEDIC ONE PORT OF OLYMPIA TIMBERLAND LIBRARY COUNTY ROAD YELM S.D. #2 CEMETERY DISTRICT #2 PUD #1 | \$0.440461414347 \$0.246770328538 \$0.469700000000 \$1.814688121873 \$0.089792012562 \$0.011187527055 | \$5.496395790490 |
| Total: | \$13.000238790973 | | | | | |
| 225 | \$8.771206235254 \$5.779404472265 | \$1.646725032742 \$2.784518563366 | City: EMS: Port: Park: Library: Road: School: Fire: Other: | MEDIC ONE PORT OF OLYMPIA TIMBERLAND LIBRARY COUNTY ROAD YELM S.D. #2 FIRE DISTRICT #17 CEMETERY DISTRICT #2 PUD #1 | \$0.440461414347 \$0.246770328538 \$0.469700000000 \$1.814688121873 \$1.267363234771 \$0.089792012562 \$0.011187527055 | \$5.496395790490 \$0.283008681775 |
| Total: | \$14.550610707519 | | | | | |
| 236 | \$7.414050987921 \$4.967641980880 | \$1.646725032742 \$2.784518563366 | City: EMS: Port: Park: Library: Road: School: Other: | MEDIC ONE PORT OF OLYMPIA TIMBERLAND LIBRARY COUNTY ROAD NORTH THURSTON S.D. #3 PUD #1 | \$0.440461414347 \$0.246770328538 \$0.469700000000 \$1.814688121873 \$0.011187527055 | \$4.967641980880 |
| Total: | \$12.381692968801 | | | | | |
| 237 | \$7.414050987921 \$4.860577636620 | \$1.646725032742 \$2.784518563366 | City: EMS: Port: Park: Library: Road: School: Other: | MEDIC ONE PORT OF OLYMPIA TIMBERLAND LIBRARY COUNTY ROAD NORTH THURSTON S.D. #3 PUD #1 | \$0.440461414347 \$0.246770328538 \$0.469700000000 \$1.814688121873 \$0.011187527055 | \$4.860577636620 |
| Total: | \$12.274628624541 | | | | | |
| 238 | \$8.739707347547 \$5.233029088134 | \$1.646725032742 \$2.784518563366 | City: EMS: Port: Park: Library: Road: School: Fire: Other: | MEDIC ONE PORT OF OLYMPIA TIMBERLAND LIBRARY COUNTY ROAD NORTH THURSTON S.D. #3 FIRE DISTRICT #03 PUD #1 | \$0.440461414347 \$0.246770328538 \$0.469700000000 \$1.814688121873 \$1.325656359626 \$0.011187527055 | \$4.860577636620 \$0.372451451514 |
| Total: | \$13.972736435681 | | | | | |

| TCA | Regular Rate/ Excess Rate | County/State of Washington | Levy | District | Rates | |
|--------|------------------------------|-------------------------------|----------|------------------------|------------------|------------------|
| | | | | | Regular | Excess |
| 239 | \$8.739707347547 | \$1.646725032742 | City: | | | |
| | \$5.340093432394 | \$2.784518563366 | EMS: | MEDIC ONE | \$0.440461414347 | |
| | | | Port: | PORT OF OLYMPIA | \$0.246770328538 | |
| Total: | \$14.079800779941 | | Park: | | | |
| | | | Library: | TIMBERLAND LIBRARY | \$0.469700000000 | |
| | | | Road: | COUNTY ROAD | \$1.814688121873 | |
| | | | School: | NORTH THURSTON S.D. #3 | | \$4.967641980880 |
| | | | Fire: | FIRE DISTRICT #03 | \$1.325656359626 | \$0.372451451514 |
| | | | Other: | PUD #1 | \$0.011187527055 | |
| 240 | \$8.287926819100 | \$1.646725032742 | City: | CITY OF LACEY | \$2.688563953052 | \$0.443492513778 |
| | \$5.567597467780 | \$2.784518563366 | EMS: | MEDIC ONE | \$0.440461414347 | |
| | | | Port: | PORT OF OLYMPIA | \$0.246770328538 | |
| Total: | \$13.855524286880 | | Park: | | | |
| | | | Library: | TIMBERLAND LIBRARY | \$0.469700000000 | |
| | | | Road: | | | |
| | | | School: | NORTH THURSTON S.D. #3 | | \$4.967641980880 |
| | | | Fire: | FIRE DISTRICT #03 | | \$0.156462973122 |
| | | | Other: | PUD #1 | \$0.011187527055 | |
| 241 | \$8.287926819100 | \$1.646725032742 | City: | CITY OF LACEY | \$2.688563953052 | \$0.443492513778 |
| | \$5.411134494658 | \$2.784518563366 | EMS: | MEDIC ONE | \$0.440461414347 | |
| | | | Port: | PORT OF OLYMPIA | \$0.246770328538 | |
| Total: | \$13.699061313758 | | Park: | | | |
| | | | Library: | TIMBERLAND LIBRARY | \$0.469700000000 | |
| | | | Road: | | | |
| | | | School: | NORTH THURSTON S.D. #3 | | \$4.967641980880 |
| | | | Other: | PUD #1 | \$0.011187527055 | |
| 243 | \$8.739707347547 | \$1.646725032742 | City: | | | |
| | \$5.340093432394 | \$2.784518563366 | EMS: | MEDIC ONE | \$0.440461414347 | |
| | | | Port: | PORT OF OLYMPIA | \$0.246770328538 | |
| Total: | \$14.079800779941 | | Park: | | | |
| | | | Library: | TIMBERLAND LIBRARY | \$0.469700000000 | |
| | | | Road: | COUNTY ROAD | \$1.814688121873 | |
| | | | School: | NORTH THURSTON S.D. #3 | | \$4.967641980880 |
| | | | Fire: | FIRE DISTRICT #03 | \$1.325656359626 | \$0.372451451514 |
| | | | Other: | PUD #1 | \$0.011187527055 | |
| 245 | \$8.287926819100 | \$1.646725032742 | City: | CITY OF LACEY | \$2.688563953052 | \$0.443492513778 |
| | \$5.411134494658 | \$2.784518563366 | EMS: | MEDIC ONE | \$0.440461414347 | |
| | | | Port: | PORT OF OLYMPIA | \$0.246770328538 | |
| Total: | \$13.699061313758 | | Park: | | | |
| | | | Library: | TIMBERLAND LIBRARY | \$0.469700000000 | |
| | | | Road: | | | |
| | | | School: | NORTH THURSTON S.D. #3 | | \$4.967641980880 |
| | | | Other: | PUD #1 | \$0.011187527055 | |

| TCA | Regular Rate/ Excess Rate | County/State of Washington | Levy | District | Rates | |
|--------------------------|------------------------------|-------------------------------|----------|------------------------|------------------|------------------|
| | | | | | Regular | Excess |
| 246 | \$8.712713637919 | \$1.646725032742 | City: | | | |
| | \$5.427396093091 | \$2.784518563366 | EMS: | MEDIC ONE | \$0.440461414347 | |
| Total: \$14.140109731010 | | | Port: | PORT OF OLYMPIA | \$0.246770328538 | |
| | | | Park: | | | |
| | | | Library: | TIMBERLAND LIBRARY | \$0.469700000000 | |
| | | | Road: | COUNTY ROAD | \$1.814688121873 | |
| | | | School: | NORTH THURSTON S.D. #3 | | \$4.967641980880 |
| | | | Fire: | FIRE DISTRICT #06 | \$1.298662649998 | \$0.459754112211 |
| | | | Other: | PUD #1 | \$0.011187527055 | |
| | | | | | | |
| 250 | \$8.683504171982 | \$1.646725032742 | City: | | | |
| | \$5.303601154136 | \$2.784518563366 | EMS: | MEDIC ONE | \$0.440461414347 | |
| Total: \$13.987105326118 | | | Port: | PORT OF OLYMPIA | \$0.246770328538 | |
| | | | Park: | | | |
| | | | Library: | TIMBERLAND LIBRARY | \$0.469700000000 | |
| | | | Road: | COUNTY ROAD | \$1.814688121873 | |
| | | | School: | NORTH THURSTON S.D. #3 | | \$4.967641980880 |
| | | | Fire: | FIRE DISTRICT #08 | \$1.269453184061 | \$0.335959173256 |
| | | | Other: | PUD #1 | \$0.011187527055 | |
| | | | | | | |
| 251 | \$8.287926819100 | \$1.646725032742 | City: | CITY OF LACEY | \$2.688563953052 | \$0.443492513778 |
| | \$5.870888606869 | \$2.784518563366 | EMS: | MEDIC ONE | \$0.440461414347 | |
| Total: \$14.158815425969 | | | Port: | PORT OF OLYMPIA | \$0.246770328538 | |
| | | | Park: | | | |
| | | | Library: | TIMBERLAND LIBRARY | \$0.469700000000 | |
| | | | Road: | | | |
| | | | School: | NORTH THURSTON S.D. #3 | | \$4.967641980880 |
| | | | Fire: | FIRE DISTRICT #06 | | \$0.459754112211 |
| | | | Other: | PUD #1 | \$0.011187527055 | |
| | | | | | | |
| 252 | \$8.287926819100 | \$1.646725032742 | City: | CITY OF LACEY | \$2.688563953052 | \$0.443492513778 |
| | \$5.747093667914 | \$2.784518563366 | EMS: | MEDIC ONE | \$0.440461414347 | |
| Total: \$14.035020487014 | | | Port: | PORT OF OLYMPIA | \$0.246770328538 | |
| | | | Park: | | | |
| | | | Library: | TIMBERLAND LIBRARY | \$0.469700000000 | |
| | | | Road: | | | |
| | | | School: | NORTH THURSTON S.D. #3 | | \$4.967641980880 |
| | | | Fire: | FIRE DISTRICT #08 | | \$0.335959173256 |
| | | | Other: | PUD #1 | \$0.011187527055 | |
| | | | | | | |

| TCA | Regular Rate/ Excess Rate | County/State of Washington | Levy | District | Rates | |
|--------|------------------------------|-------------------------------|----------|----------------------|------------------|------------------|
| | | | | | Regular | Excess |
| 310 | \$8.292323734657 | \$1.646725032742 | City: | CITY OF RAINIER | \$1.797960110032 | |
| | \$4.758641799851 | \$2.784518563366 | EMS: | MEDIC ONE | \$0.440461414347 | |
| | | | Port: | PORT OF OLYMPIA | \$0.246770328538 | |
| Total: | \$13.050965534508 | | Park: | | | |
| | | | Library: | TIMBERLAND LIBRARY | \$0.469700000000 | |
| | | | Road: | | | |
| | | | School: | RAINIER S.D. #307 | | \$4.409610311349 |
| | | | Fire: | FIRE DISTRICT #04 | \$0.895000758577 | \$0.349031488502 |
| | | | Other: | PUD #1 | \$0.011187527055 | |
| 320 | \$7.414050987921 | \$1.646725032742 | City: | | | |
| | \$4.409610311349 | \$2.784518563366 | EMS: | MEDIC ONE | \$0.440461414347 | |
| | | | Port: | PORT OF OLYMPIA | \$0.246770328538 | |
| Total: | \$11.823661299270 | | Park: | | | |
| | | | Library: | TIMBERLAND LIBRARY | \$0.469700000000 | |
| | | | Road: | COUNTY ROAD | \$1.814688121873 | |
| | | | School: | RAINIER S.D. #307 | | \$4.409610311349 |
| | | | Other: | PUD #1 | \$0.011187527055 | |
| 322 | \$7.503843000483 | \$1.646725032742 | City: | | | |
| | \$4.409610311349 | \$2.784518563366 | EMS: | MEDIC ONE | \$0.440461414347 | |
| | | | Port: | PORT OF OLYMPIA | \$0.246770328538 | |
| Total: | \$11.913453311832 | | Park: | | | |
| | | | Library: | TIMBERLAND LIBRARY | \$0.469700000000 | |
| | | | Road: | COUNTY ROAD | \$1.814688121873 | |
| | | | School: | RAINIER S.D. #307 | | \$4.409610311349 |
| | | | Other: | CEMETERY DISTRICT #2 | \$0.089792012562 | |
| | | | | PUD #1 | \$0.011187527055 | |
| 325 | \$8.711868387997 | \$1.646725032742 | City: | | | |
| | \$4.409610311349 | \$2.784518563366 | EMS: | MEDIC ONE | \$0.440461414347 | |
| | | | Port: | PORT OF OLYMPIA | \$0.246770328538 | |
| Total: | \$13.121478699346 | | Park: | | | |
| | | | Library: | TIMBERLAND LIBRARY | \$0.469700000000 | |
| | | | Road: | COUNTY ROAD | \$1.814688121873 | |
| | | | School: | RAINIER S.D. #307 | | \$4.409610311349 |
| | | | Fire: | FIRE DISTRICT #02 | \$1.297817400076 | |
| | | | Other: | PUD #1 | \$0.011187527055 | |

| TCA | Regular Rate/ Excess Rate | County/State of Washington | Levy | District | Rates | | |
|--------|------------------------------|-------------------------------|----------|----------------------|------------------|------------------|--|
| | | | | | Regular | Excess | |
| 327 | \$8.801660400559 | \$1.646725032742 | City: | | | | |
| | \$4.409610311349 | \$2.784518563366 | EMS: | MEDIC ONE | \$0.440461414347 | | |
| | | | Port: | PORT OF OLYMPIA | \$0.246770328538 | | |
| Total: | \$13.211270711908 | | Park: | | | | |
| | | | Library: | TIMBERLAND LIBRARY | \$0.469700000000 | | |
| | | | Road: | COUNTY ROAD | \$1.814688121873 | | |
| | | | School: | RAINIER S.D. #307 | | \$4.409610311349 | |
| | | | Fire: | FIRE DISTRICT #02 | \$1.297817400076 | | |
| | | | Other: | CEMETERY DISTRICT #2 | \$0.089792012562 | | |
| | | | | PUD #1 | \$0.011187527055 | | |
| 335 | \$8.309051746498 | \$1.646725032742 | City: | | | | |
| | \$4.758641799851 | \$2.784518563366 | EMS: | MEDIC ONE | \$0.440461414347 | | |
| | | | Port: | PORT OF OLYMPIA | \$0.246770328538 | | |
| Total: | \$13.067693546349 | | Park: | | | | |
| | | | Library: | TIMBERLAND LIBRARY | \$0.469700000000 | | |
| | | | Road: | COUNTY ROAD | \$1.814688121873 | | |
| | | | School: | RAINIER S.D. #307 | | \$4.409610311349 | |
| | | | Fire: | FIRE DISTRICT #04 | \$0.895000758577 | \$0.349031488502 | |
| | | | Other: | PUD #1 | \$0.011187527055 | | |
| 336 | \$8.398843759060 | \$1.646725032742 | City: | | | | |
| | \$4.758641799851 | \$2.784518563366 | EMS: | MEDIC ONE | \$0.440461414347 | | |
| | | | Port: | PORT OF OLYMPIA | \$0.246770328538 | | |
| Total: | \$13.157485558911 | | Park: | | | | |
| | | | Library: | TIMBERLAND LIBRARY | \$0.469700000000 | | |
| | | | Road: | COUNTY ROAD | \$1.814688121873 | | |
| | | | School: | RAINIER S.D. #307 | | \$4.409610311349 | |
| | | | Fire: | FIRE DISTRICT #04 | \$0.895000758577 | \$0.349031488502 | |
| | | | Other: | CEMETERY DISTRICT #2 | \$0.089792012562 | | |
| | | | | PUD #1 | \$0.011187527055 | | |
| 345 | \$7.414050987921 | \$1.646725032742 | City: | | | | |
| | \$3.875474714388 | \$2.784518563366 | EMS: | MEDIC ONE | \$0.440461414347 | | |
| | | | Port: | PORT OF OLYMPIA | \$0.246770328538 | | |
| Total: | \$11.289525702309 | | Park: | | | | |
| | | | Library: | TIMBERLAND LIBRARY | \$0.469700000000 | | |
| | | | Road: | COUNTY ROAD | \$1.814688121873 | | |
| | | | School: | GRIFFIN S.D. #324 | | \$3.875474714388 | |
| | | | Other: | PUD #1 | \$0.011187527055 | | |

| TCA | Regular Rate/ Excess Rate | County/State of Washington | Levy | District | Rates | |
|--------|--------------------------------------|--------------------------------------|--|--|--|--|
| | | | | | Regular | Excess |
| 346 | \$8.504997880181 \$4.303187897718 | \$1.646725032742 \$2.784518563366 | City: EMS: Port: Park: Library: Road: School: Fire: Other: | MEDIC ONE PORT OF OLYMPIA TIMBERLAND LIBRARY COUNTY ROAD GRIFFIN S.D. #324 FIRE DISTRICT #13 PUD #1 | \$0.440461414347 \$0.246770328538 \$0.469700000000 \$1.814688121873 \$1.090946892260 \$0.011187527055 | \$3.875474714388 \$0.427713183330 |
| Total: | \$12.808185777899 | | | | | |
| 355 | \$8.832983191586 \$3.875474714388 | \$1.646725032742 \$2.784518563366 | City: EMS: Port: Park: Library: Road: School: Fire: Other: | MEDIC ONE PORT OF OLYMPIA TIMBERLAND LIBRARY COUNTY ROAD GRIFFIN S.D. #324 FIRE DISTRICT #09 PUD #1 | \$0.440461414347 \$0.246770328538 \$0.469700000000 \$1.814688121873 \$1.418932203665 \$0.011187527055 | \$3.875474714388 |
| Total: | \$12.708457905974 | | | | | |
| 440 | \$8.174295937869 \$6.704179537659 | \$1.646725032742 \$2.784518563366 | City: EMS: Port: Park: Library: Road: School: Other: | CITY OF TUMWATER MEDIC ONE PORT OF OLYMPIA TIMBERLAND LIBRARY TUMWATER S.D. #33 PUD #1 | \$2.574933071821 \$0.440461414347 \$0.246770328538 \$0.469700000000 \$0.011187527055 | \$0.699644535909 \$6.004535001750 |
| Total: | \$14.878475475528 | | | | | |
| 441 | \$8.174295937869 \$7.163933649870 | \$1.646725032742 \$2.784518563366 | City: EMS: Port: Park: Library: Road: School: Fire: Other: | CITY OF TUMWATER MEDIC ONE PORT OF OLYMPIA TIMBERLAND LIBRARY TUMWATER S.D. #33 FIRE DISTRICT #06 PUD #1 | \$2.574933071821 \$0.440461414347 \$0.246770328538 \$0.469700000000 \$0.011187527055 | \$0.699644535909 \$6.004535001750 \$0.459754112211 |
| Total: | \$15.338229587739 | | | | | |
| 442 | \$8.174295937869 \$5.660001319747 | \$1.646725032742 \$2.784518563366 | City: EMS: Port: Park: Library: Road: School: Other: | CITY OF TUMWATER MEDIC ONE PORT OF OLYMPIA TIMBERLAND LIBRARY OLYMPIA S.D. #111 PUD #1 | \$2.574933071821 \$0.440461414347 \$0.246770328538 \$0.469700000000 \$0.011187527055 | \$0.699644535909 \$4.960356783838 |
| Total: | \$13.834297257616 | | | | | |

| TCA | Regular Rate/ Excess Rate | County/State of Washington | Levy | District | Rates | | |
|--------|------------------------------|-------------------------------|----------|--------------------|------------------|--------|------------------|
| | | | | | Regular | Excess | |
| 450 | \$7.414050987921 | \$1.646725032742 | City: | | | | |
| | \$6.004535001750 | \$2.784518563366 | EMS: | MEDIC ONE | \$0.440461414347 | | |
| | | | Port: | PORT OF OLYMPIA | \$0.246770328538 | | |
| Total: | \$13.418585989671 | | Park: | | | | |
| | | | Library: | TIMBERLAND LIBRARY | \$0.469700000000 | | |
| | | | Road: | COUNTY ROAD | \$1.814688121873 | | |
| | | | School: | TUMWATER S.D. #33 | | | \$6.004535001750 |
| | | | Other: | PUD #1 | \$0.011187527055 | | |
| 451 | \$8.288925164176 | \$1.646725032742 | City: | | | | |
| | \$6.004535001750 | \$2.784518563366 | EMS: | MEDIC ONE | \$0.440461414347 | | |
| | | | Port: | PORT OF OLYMPIA | \$0.246770328538 | | |
| Total: | \$14.293460165926 | | Park: | | | | |
| | | | Library: | TIMBERLAND LIBRARY | \$0.469700000000 | | |
| | | | Road: | COUNTY ROAD | \$1.814688121873 | | |
| | | | School: | TUMWATER S.D. #33 | | | \$6.004535001750 |
| | | | Fire: | FIRE DISTRICT #15 | \$0.874874176255 | | |
| | | | Other: | PUD #1 | \$0.011187527055 | | |
| 455 | \$8.748177758024 | \$1.646725032742 | City: | | | | |
| | \$6.598788018769 | \$2.784518563366 | EMS: | MEDIC ONE | \$0.440461414347 | | |
| | | | Port: | PORT OF OLYMPIA | \$0.246770328538 | | |
| Total: | \$15.346965776793 | | Park: | | | | |
| | | | Library: | TIMBERLAND LIBRARY | \$0.469700000000 | | |
| | | | Road: | COUNTY ROAD | \$1.814688121873 | | |
| | | | School: | TUMWATER S.D. #33 | | | \$6.004535001750 |
| | | | Fire: | FIRE DISTRICT #05 | \$1.334126770103 | | \$0.594253017019 |
| | | | Other: | PUD #1 | \$0.011187527055 | | |
| 458 | \$8.739707347547 | \$1.646725032742 | City: | | | | |
| | \$6.376986453264 | \$2.784518563366 | EMS: | MEDIC ONE | \$0.440461414347 | | |
| | | | Port: | PORT OF OLYMPIA | \$0.246770328538 | | |
| Total: | \$15.116693800811 | | Park: | | | | |
| | | | Library: | TIMBERLAND LIBRARY | \$0.469700000000 | | |
| | | | Road: | COUNTY ROAD | \$1.814688121873 | | |
| | | | School: | TUMWATER S.D. #33 | | | \$6.004535001750 |
| | | | Fire: | FIRE DISTRICT #03 | \$1.325656359626 | | \$0.372451451514 |
| | | | Other: | PUD #1 | \$0.011187527055 | | |
| 465 | \$8.712713637919 | \$1.646725032742 | City: | | | | |
| | \$6.464289113961 | \$2.784518563366 | EMS: | MEDIC ONE | \$0.440461414347 | | |
| | | | Port: | PORT OF OLYMPIA | \$0.246770328538 | | |
| Total: | \$15.177002751880 | | Park: | | | | |
| | | | Library: | TIMBERLAND LIBRARY | \$0.469700000000 | | |
| | | | Road: | COUNTY ROAD | \$1.814688121873 | | |
| | | | School: | TUMWATER S.D. #33 | | | \$6.004535001750 |
| | | | Fire: | FIRE DISTRICT #06 | \$1.298662649998 | | \$0.459754112211 |
| | | | Other: | PUD #1 | \$0.011187527055 | | |

| TCA | Regular Rate/ Excess Rate | County/State of Washington | Levy | District | Rates | |
|--------|--------------------------------------|--------------------------------------|--|---|--|--------------------------------------|
| | | | | | Regular | Excess |
| 470 | \$8.832983191586 \$6.004535001750 | \$1.646725032742 \$2.784518563366 | City: EMS: Port: Park: Library: Road: School: Fire: Other: | MEDIC ONE PORT OF OLYMPIA TIMBERLAND LIBRARY COUNTY ROAD TUMWATER S.D. #33 FIRE DISTRICT #09 PUD #1 | \$0.440461414347 \$0.246770328538 \$0.469700000000 \$1.814688121873 \$1.418932203665 \$0.011187527055 | \$6.004535001750 |
| Total: | \$14.837518193336 | | | | | |
| 471 | \$8.732350875617 \$6.280256193218 | \$1.646725032742 \$2.784518563366 | City: EMS: Port: Park: Library: Road: School: Fire: Other: | MEDIC ONE PORT OF OLYMPIA TIMBERLAND LIBRARY COUNTY ROAD TUMWATER S.D. #33 FIRE DISTRICT #11 PUD #1 | \$0.440461414347 \$0.246770328538 \$0.469700000000 \$1.814688121873 \$1.318299887696 \$0.011187527055 | \$6.004535001750 \$0.275721191468 |
| Total: | \$15.012607068835 | | | | | |
| 475 | \$7.414050987921 \$4.777045000977 | \$1.646725032742 \$2.784518563366 | City: EMS: Port: Park: Library: Road: School: Other: | MEDIC ONE PORT OF OLYMPIA TIMBERLAND LIBRARY COUNTY ROAD ROCHESTER S.D. #401 PUD #1 | \$0.440461414347 \$0.246770328538 \$0.469700000000 \$1.814688121873 \$0.011187527055 | \$4.777045000977 |
| Total: | \$12.191095988898 | | | | | |
| 485 | \$8.732350875617 \$5.052766192445 | \$1.646725032742 \$2.784518563366 | City: EMS: Port: Park: Library: Road: School: Fire: Other: | MEDIC ONE PORT OF OLYMPIA TIMBERLAND LIBRARY COUNTY ROAD ROCHESTER S.D. #401 FIRE DISTRICT #11 PUD #1 | \$0.440461414347 \$0.246770328538 \$0.469700000000 \$1.814688121873 \$1.318299887696 \$0.011187527055 | \$4.777045000977 \$0.275721191468 |
| Total: | \$13.785117068062 | | | | | |

| TCA | Regular Rate/ Excess Rate | County/State of Washington | Levy | District | Rates | | |
|--------|------------------------------|-------------------------------|----------|----------------------|------------------|------------------|------------------|
| | | | | | Regular | Excess | |
| 487 | \$8.485672915871 | \$1.646725032742 | City: | | | | |
| | \$5.114601225692 | \$2.784518563366 | EMS: | MEDIC ONE | \$0.440461414347 | | |
| | | | Port: | PORT OF OLYMPIA | \$0.246770328538 | | |
| Total: | \$13.600274141563 | | Park: | | | | |
| | | | Library: | TIMBERLAND LIBRARY | \$0.469700000000 | | |
| | | | Road: | COUNTY ROAD | \$1.814688121873 | | |
| | | | School: | ROCHESTER S.D. #401 | | \$4.777045000977 | |
| | | | Fire: | FIRE DISTRICT #12 | \$1.005596476070 | | \$0.337556224715 |
| | | | Other: | CEMETERY DISTRICT #1 | \$0.066025451880 | | |
| | | | | PUD #1 | \$0.011187527055 | | |
| 488 | \$8.798376327497 | \$1.646725032742 | City: | | | | |
| | \$5.052766192445 | \$2.784518563366 | EMS: | MEDIC ONE | \$0.440461414347 | | |
| | | | Port: | PORT OF OLYMPIA | \$0.246770328538 | | |
| Total: | \$13.851142519942 | | Park: | | | | |
| | | | Library: | TIMBERLAND LIBRARY | \$0.469700000000 | | |
| | | | Road: | COUNTY ROAD | \$1.814688121873 | | |
| | | | School: | ROCHESTER S.D. #401 | | \$4.777045000977 | |
| | | | Fire: | FIRE DISTRICT #11 | \$1.318299887696 | | \$0.275721191468 |
| | | | Other: | CEMETERY DISTRICT #1 | \$0.066025451880 | | |
| | | | | PUD #1 | \$0.011187527055 | | |
| 490 | \$8.796387355645 | \$1.646725032742 | City: | | | | |
| | \$4.777045000977 | \$2.784518563366 | EMS: | MEDIC ONE | \$0.440461414347 | | |
| | | | Port: | PORT OF OLYMPIA | \$0.246770328538 | | |
| Total: | \$13.573432356622 | | Park: | | | | |
| | | | Library: | TIMBERLAND LIBRARY | \$0.469700000000 | | |
| | | | Road: | COUNTY ROAD | \$1.814688121873 | | |
| | | | School: | ROCHESTER S.D. #401 | | \$4.777045000977 | |
| | | | Fire: | FIRE DISTRICT #01 | \$1.316310915844 | | |
| | | | Other: | CEMETERY DISTRICT #1 | \$0.066025451880 | | |
| | | | | PUD #1 | \$0.011187527055 | | |
| 495 | \$7.480076439801 | \$1.646725032742 | City: | | | | |
| | \$4.777045000977 | \$2.784518563366 | EMS: | MEDIC ONE | \$0.440461414347 | | |
| | | | Port: | PORT OF OLYMPIA | \$0.246770328538 | | |
| Total: | \$12.257121440778 | | Park: | | | | |
| | | | Library: | TIMBERLAND LIBRARY | \$0.469700000000 | | |
| | | | Road: | COUNTY ROAD | \$1.814688121873 | | |
| | | | School: | ROCHESTER S.D. #401 | | \$4.777045000977 | |
| | | | Other: | CEMETERY DISTRICT #1 | \$0.066025451880 | | |
| | | | | PUD #1 | \$0.011187527055 | | |

| TCA | Regular Rate/ Excess Rate | County/State of Washington | Levy | District | Rates | |
|--------|--------------------------------------|--------------------------------------|--|--|--|--|
| | | | | | Regular | Excess |
| 497 | \$8.480076439801 \$4.777045000977 | \$1.646725032742 \$2.784518563366 | City: EMS: Port: Park: Library: Road: School: Fire: Other: | MEDIC ONE PORT OF OLYMPIA TIMBERLAND LIBRARY COUNTY ROAD ROCHESTER S.D. #401 FIRE DISTRICT #16 CEMETERY DISTRICT #1 PUD #1 | \$0.440461414347 \$0.246770328538 \$0.469700000000 \$1.814688121873 \$1.000000000000 \$0.066025451880 \$0.011187527055 | \$4.777045000977 |
| Total: | \$13.257121440778 | | | | | |
| 498 | \$8.796387355645 \$5.466547309781 | \$1.646725032742 \$2.784518563366 | City: EMS: Port: Park: Library: Road: School: Fire: Other: | MEDIC ONE PORT OF OLYMPIA TIMBERLAND LIBRARY COUNTY ROAD ROCHESTER S.D. #401 FIRE DISTRICT #01 FIRE DISTRICT #14 CEMETERY DISTRICT #1 PUD #1 | \$0.440461414347 \$0.246770328538 \$0.469700000000 \$1.814688121873 \$1.316310915844 \$0.066025451880 \$0.011187527055 | \$4.777045000977 \$0.689502308804 |
| Total: | \$14.262934665426 | | | | | |
| 510 | \$8.352432541059 \$3.547878751444 | \$1.646725032742 \$2.784518563366 | City: EMS: Port: Park: Library: Road: School: Other: | CITY OF BUCODA MEDIC ONE PORT OF OLYMPIA TIMBERLAND LIBRARY TENINO S.D. #402 PUD #1 | \$2.753069675011 \$0.440461414347 \$0.246770328538 \$0.469700000000 \$0.011187527055 | \$3.547878751444 |
| Total: | \$11.900311292503 | | | | | |
| 511 | \$8.352432541059 \$2.360939013435 | \$1.646725032742 \$2.784518563366 | City: EMS: Port: Park: Library: Road: School: Other: | CITY OF BUCODA MEDIC ONE PORT OF OLYMPIA TIMBERLAND LIBRARY CENTRALIA S.D. #401L PUD #1 | \$2.753069675011 \$0.440461414347 \$0.246770328538 \$0.469700000000 \$0.011187527055 | \$2.360939013435 |
| Total: | \$10.713371554494 | | | | | |

| TCA | Regular Rate/ Excess Rate | County/State of Washington | Levy | District | Rates | |
|--------|--------------------------------------|--------------------------------------|--|--|--|--------------------------------------|
| | | | | | Regular | Excess |
| 515 | \$7.414050987921 \$2.360939013435 | \$1.646725032742 \$2.784518563366 | City: EMS: Port: Park: Library: Road: School: Other: | MEDIC ONE PORT OF OLYMPIA TIMBERLAND LIBRARY COUNTY ROAD CENTRALIA S.D. #401L PUD #1 | \$0.440461414347 \$0.246770328538 \$0.469700000000 \$1.814688121873 \$0.011187527055 | \$2.360939013435 |
| Total: | \$9.774990001356 | | | | | |
| 516 | \$8.414050987921 \$2.360939013435 | \$1.646725032742 \$2.784518563366 | City: EMS: Port: Park: Library: Road: School: Fire: Other: | MEDIC ONE PORT OF OLYMPIA TIMBERLAND LIBRARY COUNTY ROAD CENTRALIA S.D. #401L FIRE DISTRICT #16 PUD #1 | \$0.440461414347 \$0.246770328538 \$0.469700000000 \$1.814688121873 \$1.000000000000 \$0.011187527055 | \$2.360939013435 |
| Total: | \$10.774990001356 | | | | | |
| 530 | \$8.480131873206 \$4.025387178812 | \$1.646725032742 \$2.784518563366 | City: EMS: Port: Park: Library: Road: School: Other: | CITY OF TENINO MEDIC ONE PORT OF OLYMPIA TIMBERLAND LIBRARY TENINO S.D. #402 PUD #1 | \$2.880769007158 \$0.440461414347 \$0.246770328538 \$0.469700000000 \$0.011187527055 | \$0.477508427368 \$3.547878751444 |
| Total: | \$12.505519052018 | | | | | |
| 540 | \$7.414050987921 \$3.547878751444 | \$1.646725032742 \$2.784518563366 | City: EMS: Port: Park: Library: Road: School: Other: | MEDIC ONE PORT OF OLYMPIA TIMBERLAND LIBRARY COUNTY ROAD TENINO S.D. #402 PUD #1 | \$0.440461414347 \$0.246770328538 \$0.469700000000 \$1.814688121873 \$0.011187527055 | \$3.547878751444 |
| Total: | \$10.961929739365 | | | | | |
| 542 | \$8.414050987921 \$3.547878751444 | \$1.646725032742 \$2.784518563366 | City: EMS: Port: Park: Library: Road: School: Fire: Other: | MEDIC ONE PORT OF OLYMPIA TIMBERLAND LIBRARY COUNTY ROAD TENINO S.D. #402 FIRE DISTRICT #16 PUD #1 | \$0.440461414347 \$0.246770328538 \$0.469700000000 \$1.814688121873 \$1.000000000000 \$0.011187527055 | \$3.547878751444 |
| Total: | \$11.961929739365 | | | | | |

| TCA | Regular Rate/ Excess Rate | County/State of Washington | Levy | District | Rates | |
|--------|------------------------------|-------------------------------|----------|--------------------|------------------|------------------|
| | | | | | Regular | Excess |
| 544 | \$8.730361903765 | \$1.646725032742 | City: | | | |
| | \$4.237381060248 | \$2.784518563366 | EMS: | MEDIC ONE | \$0.440461414347 | |
| Total: | \$12.967742964013 | | Port: | PORT OF OLYMPIA | \$0.246770328538 | |
| | | | Park: | | | |
| | | | Library: | TIMBERLAND LIBRARY | \$0.469700000000 | |
| | | | Road: | COUNTY ROAD | \$1.814688121873 | |
| | | | School: | TENINO S.D. #402 | | \$3.547878751444 |
| | | | Fire: | FIRE DISTRICT #01 | \$1.316310915844 | |
| | | | | FIRE DISTRICT #14 | | \$0.689502308804 |
| | | | Other: | PUD #1 | \$0.011187527055 | |
| 545 | \$8.309051746498 | \$1.646725032742 | City: | | | |
| | \$3.896910239946 | \$2.784518563366 | EMS: | MEDIC ONE | \$0.440461414347 | |
| Total: | \$12.205961986444 | | Port: | PORT OF OLYMPIA | \$0.246770328538 | |
| | | | Park: | | | |
| | | | Library: | TIMBERLAND LIBRARY | \$0.469700000000 | |
| | | | Road: | COUNTY ROAD | \$1.814688121873 | |
| | | | School: | TENINO S.D. #402 | | \$3.547878751444 |
| | | | Fire: | FIRE DISTRICT #04 | \$0.895000758577 | \$0.349031488502 |
| | | | Other: | PUD #1 | \$0.011187527055 | |
| 555 | \$8.712713637919 | \$1.646725032742 | City: | | | |
| | \$4.007632863655 | \$2.784518563366 | EMS: | MEDIC ONE | \$0.440461414347 | |
| Total: | \$12.720346501574 | | Port: | PORT OF OLYMPIA | \$0.246770328538 | |
| | | | Park: | | | |
| | | | Library: | TIMBERLAND LIBRARY | \$0.469700000000 | |
| | | | Road: | COUNTY ROAD | \$1.814688121873 | |
| | | | School: | TENINO S.D. #402 | | \$3.547878751444 |
| | | | Fire: | FIRE DISTRICT #06 | \$1.298662649998 | \$0.459754112211 |
| | | | Other: | PUD #1 | \$0.011187527055 | |
| 560 | \$8.732350875617 | \$1.646725032742 | City: | | | |
| | \$3.823599942912 | \$2.784518563366 | EMS: | MEDIC ONE | \$0.440461414347 | |
| Total: | \$12.555950818529 | | Port: | PORT OF OLYMPIA | \$0.246770328538 | |
| | | | Park: | | | |
| | | | Library: | TIMBERLAND LIBRARY | \$0.469700000000 | |
| | | | Road: | COUNTY ROAD | \$1.814688121873 | |
| | | | School: | TENINO S.D. #402 | | \$3.547878751444 |
| | | | Fire: | FIRE DISTRICT #11 | \$1.318299887696 | \$0.275721191468 |
| | | | Other: | PUD #1 | \$0.011187527055 | |

| TCA | Regular Rate/ Excess Rate | County/State of Washington | Levy | District | Rates | | |
|--------|------------------------------|-------------------------------|----------|----------------------|------------------|------------------|--|
| | | | | | Regular | Excess | |
| 561 | \$8.419647463991 | \$1.646725032742 | City: | | | | |
| | \$3.885434976159 | \$2.784518563366 | EMS: | MEDIC ONE | \$0.440461414347 | | |
| | | | Port: | PORT OF OLYMPIA | \$0.246770328538 | | |
| Total: | \$12.305082440150 | | Park: | | | | |
| | | | Library: | TIMBERLAND LIBRARY | \$0.469700000000 | | |
| | | | Road: | COUNTY ROAD | \$1.814688121873 | | |
| | | | School: | TENINO S.D. #402 | | \$3.547878751444 | |
| | | | Fire: | FIRE DISTRICT #12 | \$1.005596476070 | \$0.337556224715 | |
| | | | Other: | PUD #1 | \$0.011187527055 | | |
| 562 | \$8.485672915871 | \$1.646725032742 | City: | | | | |
| | \$3.885434976159 | \$2.784518563366 | EMS: | MEDIC ONE | \$0.440461414347 | | |
| | | | Port: | PORT OF OLYMPIA | \$0.246770328538 | | |
| Total: | \$12.371107892030 | | Park: | | | | |
| | | | Library: | TIMBERLAND LIBRARY | \$0.469700000000 | | |
| | | | Road: | COUNTY ROAD | \$1.814688121873 | | |
| | | | School: | TENINO S.D. #402 | | \$3.547878751444 | |
| | | | Fire: | FIRE DISTRICT #12 | \$1.005596476070 | \$0.337556224715 | |
| | | | Other: | CEMETERY DISTRICT #1 | \$0.066025451880 | | |
| | | | | PUD #1 | \$0.011187527055 | | |
| 565 | \$7.480076439801 | \$1.646725032742 | City: | | | | |
| | \$3.547878751444 | \$2.784518563366 | EMS: | MEDIC ONE | \$0.440461414347 | | |
| | | | Port: | PORT OF OLYMPIA | \$0.246770328538 | | |
| Total: | \$11.027955191245 | | Park: | | | | |
| | | | Library: | TIMBERLAND LIBRARY | \$0.469700000000 | | |
| | | | Road: | COUNTY ROAD | \$1.814688121873 | | |
| | | | School: | TENINO S.D. #402 | | \$3.547878751444 | |
| | | | Other: | CEMETERY DISTRICT #1 | \$0.066025451880 | | |
| | | | | PUD #1 | \$0.011187527055 | | |
| 567 | \$8.796387355645 | \$1.646725032742 | City: | | | | |
| | \$4.237381060248 | \$2.784518563366 | EMS: | MEDIC ONE | \$0.440461414347 | | |
| | | | Port: | PORT OF OLYMPIA | \$0.246770328538 | | |
| Total: | \$13.033768415893 | | Park: | | | | |
| | | | Library: | TIMBERLAND LIBRARY | \$0.469700000000 | | |
| | | | Road: | COUNTY ROAD | \$1.814688121873 | | |
| | | | School: | TENINO S.D. #402 | | \$3.547878751444 | |
| | | | Fire: | FIRE DISTRICT #01 | \$1.316310915844 | | |
| | | | | FIRE DISTRICT #14 | | \$0.689502308804 | |
| | | | Other: | CEMETERY DISTRICT #1 | \$0.066025451880 | | |
| | | | | PUD #1 | \$0.011187527055 | | |

Taxable Values used to set Regular Levies by Tax Code Area (TCA)

| Location | TCA | Taxable Value | Location | TCA | Taxable Value | Location | TCA | Taxable Value |
|-----------------|------------|----------------------|------------------|------------|----------------------|---|------------|----------------------|
| Olympia | 110 | 2,905,523,501 | FD3 | 239 | 1,746,645,062 | FD6 | 465 | 353,179,861 |
| Olympia | 114 | 395,802,031 | Lacey/FD3Bond | 240 | 350,289,265 | FD9 | 470 | 13,548,063 |
| Olympia | 126 | 6,665,780 | Lacey | 241 | 1,795,057,833 | FD11 | 471 | 422,979,341 |
| Olympia/FD3Bond | 127 | 4,011,420 | FD3 | 243 | 89,218,965 | * | 475 | 7,145,086 |
| Olympia/FD3Bond | 128 | 9,222,504 | Lacey | 245 | 41,822,777 | FD11 | 485 | 34,939,751 |
| Olympia/FD3Bond | 129 | 16,802,684 | FD6 | 246 | 179,794,548 | FD12 | 487 | 25,027,649 |
| Olympia/FD6Bond | 130 | 6,879,647 | FD8 | 250 | 595,974,247 | FD1 | 490 | 333,786,110 |
| FD15 | 132 | 2,578,072 | Lacey/FD6Bond | 251 | 1,612,367 | * | 495 | 23,376,886 |
| * | 135 | 56,882,823 | Lacey/FD8Bond | 252 | 1,018,623 | FD16 | 497 | 1,257,348 |
| FD3 | 141 | 237,838,289 | Rainier/FD4 | 310 | 63,038,106 | FD1/FD14Bond | 498 | 170,246,981 |
| FD6 | 146 | 86,838,887 | * | 320 | 16,512,020 | Bucoda | 510 | 17,470,386 |
| FD7 | 150 | 339,587,198 | * | 322 | 1,355,060 | Bucoda | 511 | 388,915 |
| FD8 | 155 | 17,409,208 | FD2 | 325 | 15,702,185 | * | 515 | 8,714,735 |
| FD9 | 160 | 768,336,229 | FD2 | 327 | 6,329,258 | FD16 | 516 | 27,561,181 |
| Yelm | 170 | 262,348,382 | FD4 | 335 | 146,841,972 | Tenino | 530 | 66,306,795 |
| Yelm | 171 | 2,578,813 | FD4 | 336 | 6,353,065 | * | 540 | 40,583,662 |
| FD2 | 182 | 465,123,206 | * | 345 | 31,587,519 | FD16 | 542 | 2,941,822 |
| FD3 | 185 | 163,983,122 | FD13 | 346 | 467,847,641 | FD1/FD14Bond | 544 | 5,885,924 |
| FD4 | 211 | 19,819,200 | FD9 | 355 | 75,718,895 | FD4 | 545 | 4,872,369 |
| FD6 | 215 | 43,716,328 | Tumwater | 440 | 1,102,235,663 | FD6 | 555 | 117,948,522 |
| * | 220 | 5,463,656 | Tumwater/FD6Bond | 441 | 898,883 | FD11 | 560 | 68,779,102 |
| * | 221 | 49,401,090 | Tumwater | 442 | 63,197,427 | FD12 | 561 | 155,685,892 |
| FD17 | 225 | 140,480,736 | * | 450 | 59,228,837 | FD12 | 562 | 24,603,338 |
| * | 236 | 32,648,269 | FD15 | 451 | 73,095,244 | * | 565 | 3,067,921 |
| * | 237 | 503,400 | FD5 | 455 | 428,656,716 | FD1/FD14Bond | 567 | 4,063,914 |
| FD3 | 238 | 12,977,633 | FD3 | 458 | 3,476,645 | *TCA with no fire district levy. | | |



Patricia Costello, Assessor

Assessor's Office

2000 Lakeridge Drive SW

Olympia WA 98502-6045