

Statistical Report of 2004 Assessments for Taxes Payable in 2005



THURSTON COUNTY

WASHINGTON

SINCE 1852

Office of the Assessor
Patricia Costello, Assessor

TABLE OF CONTENTS: Statement of 2004 Assessments for Taxes Collected in 2005

Message from the Thurston County Assessor	1
Thurston County Assessor’s Office Mission and Staff	2
How the Marketplace Influences Assessed Values (reprint of Olympian article)	3
2005 Tax Distribution Pie Chart	4
Certified Values By Taxing District for 2005 Tax Year	5 – 9
Taxation Flow Chart	10
Assessed Values, Levy Rates and Taxes	11 – 17
Consolidated Tax Code Areas (TCA) and Rates	18 – 35
TCA 110 – TCA 135.....	18 - 19
TCA 141 – TCA 182.....	20 - 21
TCA 185 – TCA 238	22 - 23
TCA 239 – TCA 252.....	24 - 25
TCA 310 – TCA 345	26 - 27
TCA 346 – TCA 465	28 - 29
TCA 470 – TCA 495	30 - 31
TCA 497 – TCA 542	32 - 33
TCA 544 – TCA 567	34 - 35
Taxable Values Used to Set Regular Levies by Tax Code Area (TCA).....	Inside Back Cover



A Message from the Thurston County Assessor -- Patricia Costello

Statement of 2004 Assessments for Taxes Collected in 2005

This annual report offers statistics on the 2004 assessed values for taxes to be collected in 2005. This report and much more can be found on our website at www.co.thurston.wa.us/assessor. If you don't have access to the internet, I invite you to drop by our office and visit one of our self-help stations or to log on at your local library.

Each year the Assessor's Office establishes the value of all taxable property in Thurston County based on property sales and other market information from the community. For the 2004 assessment year, we mailed approximately 105,000 value change notices that represented the following:

Countywide Results of Real Property Revaluation

- Thurston County's real property assessed values totaled \$16.34 billion dollars.
- This represents an increase of \$1.93 billion dollars.
- The percent increase in total assessed value for real property is 13.39 percent, which includes increases of 3.85 percent for new construction (\$555 million) and 9.54 percent due to the revaluation (\$1.375 billion).

Historical Overview of All Property Values and Taxes Levied on Them (Real, Personal, State Assessed Utilities)

Thurston County continues to experience population growth as evidenced by new construction of residential and commercial properties. Increased demand has led to rising values in the marketplace.

Tax Year	Total Taxable Values*	New Construction	Average Tax Rate/\$1,000	Property Taxes Levied
2005	\$17.3 billion	\$555 million	13.119	\$226.669 million
2004	\$15.351	\$452.5	13.794	\$211.428
2003	\$14.146	\$354.7	14.247	\$201.309
2002	\$13.038	\$313.8	14.839	\$193.218
2001	\$12.208	\$335.8	15.242	\$185.783
2000	\$11.454	\$317.6	15.477	\$176.969

* Taxable values include real property, personal property, and state utilities; exemptions are excluded from this total.

Please call us at (360) 786-5410 if you have questions about property valuations or if you would like us to make a presentation to your group.

Thurston County Assessor's Office
Patricia Costello, Assessor
2000 Lakeridge Drive SW Olympia, WA 98502
www.co.thurston.wa.us/assessor **(360) 786-5410**

The mission of the Thurston County Assessor's Office is

- ❖ To appraise all property on a fair and equitable basis,
- ❖ To maintain accurate and easily accessible property information, and
- ❖ To provide accurate tax assessments.

Assessment Information:

The County Assessor determines current market value of all property in Thurston County for tax purposes. Levy amounts are based on budgets submitted by taxing districts. Each year one-sixth of the county is physically inspected and the rest is updated statistically. Appraisers use valid sales data and current replacement costs (based on labor and material, less depreciation) to arrive at fair market value. This ensures that each owner pays a proportional share of property taxes that support public services, such as schools, libraries, roads, fire, police, and emergency services.

www.co.thurston.wa.us/assessor

(360) 786-5410 FAX: (360) 754-2958

Appeal Information:


The Board of Equalization is an independent body whose members are appointed by the Thurston County Board of Commissioners to determine questions of value. They accept appeal petitions, schedule hearings and issue appeal judgments.

E-Mail: elderr@co.thurston.wa.us

(360) 786-5135 FAX (360) 357-2489

Property Record Information:

1. Go to www.co.thurston.wa.us/assessor.
2. Then go to Assessor's **Parcel Look-Up System A+** and press enter.
3. Input 11-digit parcel number OR input only the name of the street.
4. View details by clicking on the categories listed at the top of the page.



Local home sales heat up

South Sound buyers face increasing competition

*Used with permission of The Olympian
Published on January 8, 2005*

[CHRIS CLOUGH](#) THE OLYMPIAN

Carl Rodgers' hunt for a home had its ups and downs. The ups in the three-month search were seemingly higher and higher prices for what he saw as the same quality houses. The downs were in his mood after missing out on two homes for which he made offers but was outbid. "Between Thanksgiving and Christmas, we just about called it quits on looking for a house it was so frustrating," said Rodgers, a physical fitness trainer. "But we ended up finding a great house in Tumwater, and we're waiting for the deal to close. It's more than we wanted to spend, but that's life in this market."

The average price for homes in Thurston County has been rising rapidly and stood at \$215,021 in December after hitting an all-time high of \$223,884 in November, according to Olympic Multiple Listing Service. Before April, the average price had never eclipsed \$200,000. The number of homes sold in December increased 7 percent to 321 compared to a year ago.

Several factors are driving the prices up, Doug DeForest of Olympia Master Buildings has said. **People moving** to South Sound from the north, where housing prices in King and Pierce counties still are much higher. "The median price here is \$185,000," said Jerry Wilkins of OMLS. "Looking at King County, it's \$303,500, and Pierce is \$214,650. Without a doubt we're an affordable market for them."

A short supply of buildable lots in Pierce County, largely because of the Growth Management Act. As a result, Pierce County buyers and builders are turning their sights on Thurston County. **Demand from current** South Sound residents who are trading up to larger homes, financed in part by the equity they have amassed during the sizzling market. They also have capitalized on interest rates at or near historic lows for more than two years. Nationwide, mortgage rates dipped slightly to 5.77 percent and remain on par with the same time a year ago.

When will the housing market slow? "That's a really tough question," said Ed Cameron, senior vice president and secretary/ treasurer at Olympia-based Heritage Bank. "Our market has been so strong for so long, you have to ask how long that can continue. From the economist I've talked to, the market will continue to be strong this year, but not as strong as last year."

The average time on the market held steady in December at 52 days. There were fewer homes on the market. "The inventory of homes for sale is one of the lowest for the year, but that will start to creep up by the nature of seasonal changes," Wilkins said. The sales figures include homes listed through OMLS and not homes in direct transactions between builders and custom home owners or homes sold by owner.

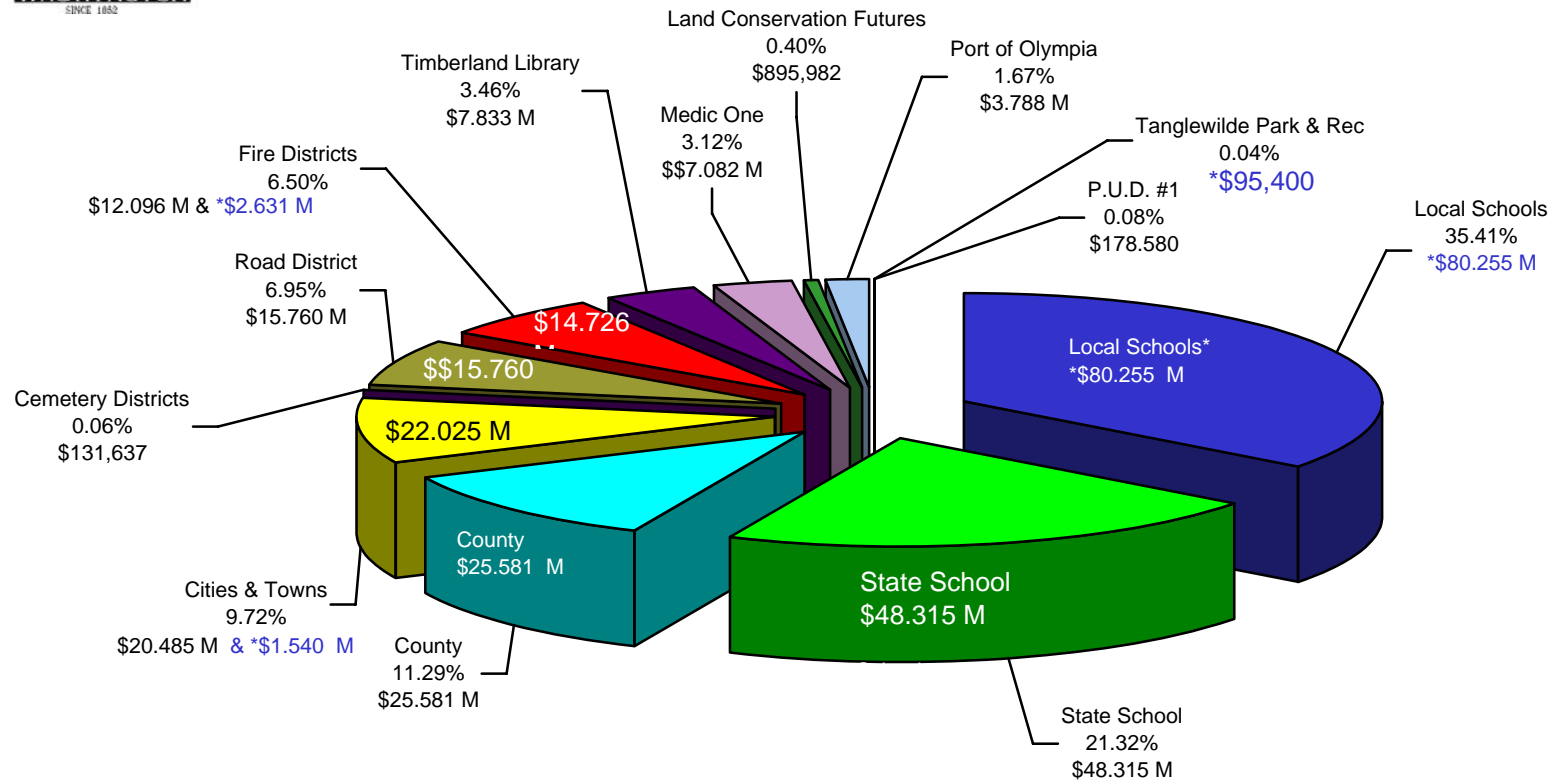
"In a robust market, those types of sales are going to be on the rise as well," Wilkins said. Jeff Kuster of South Bay Homes said he has seen more high-end homes being built in South Sound. That's reflected in the sales data as well. There was a 65 percent increase in the number of homes sold in the \$350,000 or higher range.

"Five years ago, you could list on one page every house that sold for more than \$500,000 in Thurston County," DeForest has said. "Now they're selling right and left like they're going out of style." There is some hope for potential home buyers. Builders expect an influx of lots in the coming year, Wilkins said. "Because of the GMA, builders have been putting up houses on bigger lots -- 40 to 50 feet wide," Dennis Adams of Virgil Adams Real Estate has said. "But in the next year, more than 1,000 new smaller lots will come on line and you'll see more 1,000- to 1,200-square-foot homes being built."



Where Property Tax Dollars Go

DISTRIBUTION OF 2005 PROPERTY TAXES



This chart shows how property taxes collected in 2005 are distributed among the 43 taxing districts throughout Thurston County. About 37 percent of the property taxes come from excess levies approved by a vote of the people. Voters see the value in good schools, good fire protection, and good emergency response and "give permission" for increased taxes when they pass property tax levies. * = Voter-approved levy



THURSTON COUNTY

Certified Values For Tax Year 2005

*Values include State Assessed Utilities and New Construction	A	B *	C	D	B + C *
Taxing District	New Construction & Added Improvement	Real & Personal	Timber Value	State Assessed Utilities	Total Certified
CEMETERY DISTRICT #1					
Levy: CEMETERY I-ROCHESTER	\$19,125,464	\$646,472,864	\$0	\$14,333,537	\$646,472,864
CEMETERY DISTRICT #2					
Levy: CEMETERY II-YELM	\$54,875,311	\$1,070,373,434	\$0	\$30,313,354	\$1,070,373,434
CENTRALIA S.D. #401L					
Levy: CENTRALIA S.D.401L BOND CMBD	\$805,250	\$40,135,591	\$5,927,641	\$13,952,989	\$46,063,232
Levy: CENTRALIA S.D.401L M&O	\$805,250	\$40,135,591	\$2,963,820	\$13,952,989	\$43,099,411
CITY OF BUCODA					
Levy: CITY OF BUCODA GEN EXP	\$140,450	\$17,256,139	\$0	\$1,099,742	\$17,256,139
CITY OF LACEY					
Levy: CITY OF LACEY 2001 FIRE SAFETY BOND	\$85,853,541	\$2,483,118,431	\$40,138	\$44,923,813	\$2,483,158,569
Levy: CITY OF LACEY 2003 PARK IMP BOND	\$85,853,541	\$2,483,118,431	\$40,138	\$44,923,813	\$2,483,158,569
Levy: CITY OF LACEY BOND	\$85,853,541	\$2,483,118,431	\$40,138	\$44,923,813	\$2,483,158,569
Levy: CITY OF LACEY GEN EXP	\$85,853,541	\$2,502,159,196	\$0	\$44,923,813	\$2,502,159,196
CITY OF OLYMPIA					
Levy: CITY OF OLY GEN EXP	\$44,719,237	\$3,744,173,260	\$0	\$105,658,715	\$3,744,173,260
CITY OF RAINIER					
Levy: CITY OF RAINIER GEN EXP	\$766,500	\$66,908,143	\$0	\$1,466,226	\$66,908,143
CITY OF TENINO					
Levy: CITY OF TENINO BOND	\$1,082,349	\$72,521,122	\$0	\$2,907,173	\$72,521,122
Levy: CITY OF TENINO GEN EXP	\$1,082,349	\$73,345,572	\$0	\$2,907,173	\$73,345,572

*Values include State Assessed Utilities and New Construction					
	A	B *	C	D	B + C *
Taxing District	New Construction & Added Improvement	Real & Personal	Timber Value	State Assessed Utilities	Total Certified
CITY OF TUMWATER					
Levy: CITY OF TUM BOND COMB	\$31,517,662	\$1,263,182,977	\$68,040	\$25,517,045	\$1,263,251,017
Levy: CITY OF TUM GEN EXP	\$31,517,662	\$1,270,722,688	\$0	\$25,517,045	\$1,270,722,688
CITY OF YELM					
Levy: CITY OF YELM GEN EXP	\$18,448,922	\$312,222,366	\$0	\$10,725,783	\$312,222,366
CONSERVATION FUTURES					
Levy: CONSERVATION FUTURES	\$554,921,298	\$17,304,943,898	\$0	\$405,723,306	\$17,304,943,898
COUNTY ROAD					
Levy: ROAD DISTRICT	\$372,392,637	\$9,318,156,534	\$0	\$213,424,809	\$9,318,156,534
FIRE DISTRICT #01					
Levy: F.D.#01 EXP-ROCH/GRD MND	\$14,870,564	\$562,888,748	\$0	\$13,719,984	\$562,888,748
FIRE DISTRICT #02					
Levy: YELM FIRE DISTRICT NO. 2	\$13,683,189	\$528,181,082	\$0	\$16,342,975	\$528,181,082
FIRE DISTRICT #03					
Levy: F.D.#03 BOND NEW (1988)	\$97,105,535	\$2,962,523,303	\$359,778	\$51,376,243	\$2,962,883,081
Levy: F.D.#03 BOND 20 YR (2000)	\$91,334,335	\$2,510,553,015	\$359,778	\$43,236,581	\$2,510,912,793
Levy: F.D.#03 EXPENSE-LACEY	\$91,334,335	\$2,540,897,203	\$0	\$43,236,581	\$2,540,897,203
FIRE DISTRICT #04					
Levy: F.D.#04 2003 BOND 10 YRS	\$4,630,530	\$264,435,510	\$349,131	\$16,352,782	\$264,784,641
Levy: F.D.#04 EXPENSE-RAINIER	\$4,630,530	\$267,485,121	\$0	\$16,352,782	\$267,485,121
FIRE DISTRICT #05					
Levy: F.D.#05 2004 BOND 20 YEARS	\$31,055,240	\$485,877,264	\$350,722	\$8,158,769	\$486,227,986
Levy: F.D.#05 EXP-BLACK LAKE	\$31,055,240	\$491,076,942	\$0	\$8,158,769	\$491,076,942

*Values include State Assessed Utilities and New Construction

	A	B *	C	D	B + C *
Taxing District	New Construction & Added Improvement	Real & Personal	Timber Value	State Assessed Utilities	Total Certified
FIRE DISTRICT #06					
Levy: F.D.#06 2005 BOND 6 YEARS	\$61,027,169	\$900,786,788	\$604,402	\$20,225,132	\$901,391,190
Levy: F.D.#06 BOND 8 YEARS	\$61,040,219	\$911,648,966	\$604,402	\$20,786,902	\$912,253,368
Levy: F.D.#06 EXP-EAST OLYMPIA	\$61,027,169	\$908,025,505	\$0	\$20,225,132	\$908,025,505
FIRE DISTRICT #07					
Levy: F.D.#07 BOND-NORTH OLY	\$4,715,984	\$381,474,618	\$37,936	\$2,644,706	\$381,512,554
Levy: F.D.#07 EXP-NORTH OLY	\$4,715,984	\$383,912,590	\$0	\$2,644,706	\$383,912,590
FIRE DISTRICT #08					
Levy: F.D.#08 BOND 20 YRS (97)	\$15,226,869	\$690,242,688	\$95,574	\$7,168,177	\$690,338,262
Levy: F.D.#08 EXP-SOUTH BAY	\$15,226,869	\$693,844,375	\$0	\$6,758,449	\$693,844,375
FIRE DISTRICT #09					
Levy: F.D.#09 2005 BOND 20 YEARS	\$31,704,454	\$963,510,351	\$3,988,636	\$24,656,961	\$967,498,987
Levy: F.D.#09 EXP-MCLANE	\$31,704,454	\$971,048,456	\$0	\$24,656,961	\$971,048,456
FIRE DISTRICT #11					
Levy: F.D.#11 BOND-LITTLEROCK	\$18,994,076	\$589,397,069	\$6,367,451	\$12,203,989	\$595,764,520
Levy: F.D.#11 EXP-LITTLEROCK	\$18,994,076	\$594,180,856	\$0	\$12,203,989	\$594,180,856
FIRE DISTRICT #12					
Levy: F.D.#12 BOND 7 YR (2001)	\$6,371,051	\$226,869,360	\$718,087	\$11,012,735	\$227,587,447
Levy: F.D.#12 EXP-TENINO	\$6,371,051	\$228,227,713	\$0	\$11,012,735	\$228,227,713
FIRE DISTRICT #13					
Levy: F.D.#13 BOND 20 YEAR	\$10,241,976	\$526,264,093	\$748,680	\$4,481,971	\$527,012,773
Levy: F.D.#13 EXP-GRIFFIN	\$10,241,976	\$530,658,825	\$0	\$4,481,971	\$530,658,825
FIRE DISTRICT #14					
Levy: F.D.#14 BOND 2001	\$3,907,423	\$194,345,848	\$622,513	\$3,031,465	\$194,968,361
FIRE DISTRICT #15					
Levy: F.D.#15 EXP-MUNN LAKE	\$693,700	\$83,625,654	\$0	\$983,535	\$83,625,654

*Values include State Assessed Utilities and New Construction	A	B *	C	D	B + C *
Taxing District	New Construction & Added Improvement	Real & Personal	Timber Value	State Assessed Utilities	Total Certified
FIRE DISTRICT #16					
Levy: F.D.#16 EXP-GIBSON VLY	\$604,950	\$33,679,730	\$0	\$7,727,900	\$33,679,730
FIRE DISTRICT #17					
Levy: F.D.#17 BOND	\$10,846,850	\$153,576,073	\$673,053	\$2,267,027	\$154,249,126
Levy: F.D.#17 EXP-BALD HILLS	\$10,846,850	\$155,269,437	\$0	\$2,267,027	\$155,269,437
GRIFFIN S.D. #324					
Levy: GRIFFIN S.D.324 BOND	\$12,743,776	\$645,821,755	\$6,978,216	\$5,797,168	\$652,799,971
Levy: GRIFFIN S.D.324 M&O	\$12,743,776	\$645,821,755	\$3,489,108	\$5,797,168	\$649,310,863
MEDIC ONE					
Levy: MEDIC 1 EXP	\$554,921,298	\$17,304,943,898	\$0	\$405,723,306	\$17,304,943,898
NORTH THURSTON S.D. #3					
Levy: N.THUR.S.D.3 BOND NEW	\$216,956,126	\$5,934,737,780	\$2,437,799	\$100,796,151	\$5,937,175,579
Levy: N.THUR.S.D.3 BOND OLD	\$216,046,726	\$5,918,786,215	\$2,437,799	\$100,755,751	\$5,921,224,014
Levy: N.THUR.S.D.3 M&O	\$216,956,126	\$5,934,737,780	\$1,218,899	\$100,796,151	\$5,935,956,679
OLYMPIA S.D. #111					
Levy: OLY S.D.111 BOND CMBD	\$111,778,089	\$5,027,225,086	\$6,783,153	\$128,423,686	\$5,034,008,239
Levy: OLY S.D.111 M&O	\$111,778,089	\$5,027,225,086	\$3,391,576	\$128,423,686	\$5,030,616,662
PORT OF OLYMPIA					
Levy: PORT OF OLY G.O.BOND	\$554,921,298	\$17,304,943,898	\$0	\$405,723,306	\$17,304,943,898
PUD #1					
Levy: P.U.D. #1	\$554,921,298	\$17,304,943,898	\$0	\$405,723,306	\$17,304,943,898
RAINIER S.D. #307					
Levy: RAINIER S.D.307 BOND NEW	\$7,146,480	\$285,645,012	\$12,573,246	\$17,942,697	\$298,218,258
Levy: RAINIER S.D.307 M&O	\$7,146,480	\$285,645,012	\$6,286,623	\$17,942,697	\$291,931,635

*Values include State Assessed Utilities and New Construction	A	B *	C	D	B + C *
Taxing District	New Construction & Added Improvement	Real & Personal	Timber Value	State Assessed Utilities	Total Certified
ROCHESTER S.D. #401					
Levy: ROCHESTER S.D.401 BOND CMBD	\$17,427,764	\$645,691,261	\$13,422,639	\$14,389,533	\$659,113,900
Levy: ROCHESTER S.D.401 M&O	\$17,427,764	\$645,691,261	\$6,711,320	\$14,389,533	\$652,402,581
STATE OF WASHINGTON					
Levy: STATE OF WASHINGTON	\$554,921,298	\$17,297,190,704	\$0	\$405,723,306	\$17,297,190,704
Levy: STATE OF WASHINGTON REFUND	\$554,921,298	\$17,297,190,704	\$0	\$405,723,306	\$17,297,190,704
TANGLEWILDE PK					
Levy: TANGLEWILDE PARK & REC	\$106,500	\$92,986,596	\$0	\$846,055	\$92,986,596
TENINO S.D. #402					
Levy: TENINO S.D.402 BOND CMBD	\$16,760,746	\$570,866,685	\$26,422,723	\$31,828,255	\$597,289,408
Levy: TENINO S.D.402 M&O	\$16,760,746	\$570,866,685	\$13,211,362	\$31,828,255	\$584,078,047
THURSTON COUNTY					
Levy: CURRENT EXPENSE	\$554,921,298	\$17,304,943,898	\$0	\$405,723,306	\$17,304,943,898
TIMBERLAND LIBRARY					
Levy: TIMBERLAND RGNL LIBR	\$554,921,298	\$17,304,943,898	\$0	\$405,723,306	\$17,304,943,898
TUMWATER S.D. #33					
Levy: TUMWATER S.D. 33 BOND	\$114,299,133	\$2,729,330,106	\$11,117,738	\$60,918,152	\$2,740,447,844
Levy: TUMWATER S.D. 33 M&O	\$114,299,133	\$2,729,330,106	\$5,558,869	\$60,918,152	\$2,734,888,975
YELM S.D. #2					
Levy: YELM S.D. 2 BOND NEW	\$57,003,934	\$1,282,276,769	\$36,710,158	\$31,674,675	\$1,318,986,927
Levy: YELM S.D. 2 M&O	\$57,003,934	\$1,282,276,769	\$18,355,079	\$31,674,675	\$1,300,631,848

TAXING RESPONSIBILITIES OF GOVERNMENT FLOW CHART

Taxing Authorities	The Assessor's Office	The Treasurer's Office
<p>MAKE OR UPHOLD THE TAX LAWS that govern Levies and Tax Rates.</p>	<p>DETERMINES THE FAIR MARKET VALUE of Real and Personal Property.</p>	<p>SENDS BILLS AND COLLECTS TAXES from Property Owners.</p>
<p>These taxing authorities include</p> <ul style="list-style-type: none"> • State Legislature • Department of Revenue • Local Government <ul style="list-style-type: none"> • County, Cities and Towns • Local Taxing Districts <ul style="list-style-type: none"> • Cemeteries • Fire Districts • Libraries • Medic One • Ports • Roads • Schools <p>Local Taxing Districts submit certified budgets to the county commissioners with a request to levy taxes for upcoming tax year.</p>	<p>Professional Appraisers and Service Representatives</p> <ul style="list-style-type: none"> • Track data on parcels. • Appraise properties. • Provide information to individuals, businesses, and community groups. • Send out valuation notices and renewal reminders. • Assist the public in enrolling in appropriate exemption or special use programs. • Coach individuals on how to use self-help stations to locate details about parcels in the county. • Ensure budgets of the taxing districts comply with state legal requirements. • Calculate the Levy Rate. • Create and certify the tax roll. 	<p style="text-align: center;">The Treasurer's staff</p> <ul style="list-style-type: none"> • Send tax bills to property owners. • Collect the property taxes from taxpayers with parcels in Thurston County. <ul style="list-style-type: none"> • First Half payable by April 30 • Second Half payable by Oct 31 <p>Distribute appropriate amounts to the taxing districts.</p>

**ASSESSED VALUES, LEVY RATES TAXES
FOR TAX YEAR 2005**

"Regular Value" includes values of property subject to regular (non-voter approved) levies and "Excess Value" includes values subject to excess (voter approved) levies. Values have been adjusted for all exemptions including senior citizens/disabled persons.

District / Levy	Regular Value	Excess Value	Timber Value	Rate	Real & Pers. Tax	Timber Tax	Total Tax
CEMETERY DISTRICT #1							
CEMETERY I-ROCHESTER	\$646,472,864			0.062365169901	\$40,317.39	\$0.00	\$40,317.39
Totals for CEMETERY DISTRICT #1				0.062365169901	\$40,317.39	\$0.00	\$40,317.39
CEMETERY DISTRICT #2							
CEMETERY II-YELM	\$1,070,373,434			0.085315822590	\$91,319.79	\$0.00	\$91,319.79
Totals for CEMETERY DISTRICT #2				0.085315822590	\$91,319.79	\$0.00	\$91,319.79
CENTRALIA S.D. #401L							
CENTRALIA S.D.401L BOND CMBD		\$40,135,591	\$5,927,641	0.273722830534	\$10,986.03	\$1,622.53	\$12,608.56
CENTRALIA S.D.401L M&O		\$40,135,591	\$2,963,820	2.298438944181	\$92,249.21	\$6,812.16	\$99,061.37
Totals for CENTRALIA S.D. #401L				2.572161774715	\$103,235.24	\$8,434.69	\$111,669.93
CITY OF BUCODA							
CITY OF BUCODA GEN EXP	\$17,256,139			2.900199749202	\$50,046.25	\$0.00	\$50,046.25
Totals for CITY OF BUCODA				2.900199749202	\$50,046.25	\$0.00	\$50,046.25
CITY OF LACEY							
CITY OF LACEY GEN EXP	\$2,502,159,196			2.483134969962	\$6,213,199.00	\$0.00	\$6,213,199.00
CITY OF LACEY 2003 PARK IMP BON		\$2,483,118,431	\$40,138	0.138272683946	\$343,347.45	\$5.55	\$343,353.00
CITY OF LACEY 2001 FIRE SAFETY B		\$2,483,118,431	\$40,138	0.183024960900	\$454,472.65	\$7.35	\$454,480.00
Totals for CITY OF LACEY				2.804432614808	\$7,011,019.10	\$12.90	\$7,011,032.00
CITY OF OLYMPIA							
CITY OF OLY GEN EXP	\$3,744,173,260			2.659889176710	\$9,959,085.93	\$0.00	\$9,959,085.93
Totals for CITY OF OLYMPIA				2.659889176710	\$9,959,085.93	\$0.00	\$9,959,085.93

District / Levy	Regular Value	Excess Value	Timber Value	Rate	Real & Pers. Tax	Timber Tax	Total Tax
CITY OF RAINIER							
CITY OF RAINIER GEN EXP	\$66,908,143			2.196652356650	\$146,973.93	\$0.00	\$146,973.93
Totals for CITY OF RAINIER				2.196652356650	\$146,973.93	\$0.00	\$146,973.93
CITY OF TENINO							
CITY OF TENINO GEN EXP	\$73,345,572			2.733546477761	\$200,493.53	\$0.00	\$200,493.53
CITY OF TENINO BOND		\$72,521,122		0.412845239763	\$29,940.00	\$0.00	\$29,940.00
Totals for CITY OF TENINO				3.146391717524	\$230,433.53	\$0.00	\$230,433.53
CITY OF TUMWATER							
CITY OF TUM GEN EXP	\$1,270,722,688			2.452228192214	\$3,116,102.00	\$0.00	\$3,116,102.00
CITY OF TUM BOND COMB		\$1,263,182,977	\$68,040	0.563847557148	\$712,242.64	\$38.36	\$712,281.00
Totals for CITY OF TUMWATER				3.016075749362	\$3,828,344.64	\$38.36	\$3,828,383.00
CITY OF YELM							
CITY OF YELM GEN EXP	\$312,222,366			2.559083291298	\$799,003.04	\$0.00	\$799,003.04
Totals for CITY OF YELM				2.559083291298	\$799,003.04	\$0.00	\$799,003.04
CONSERVATION FUTURES							
CONSERVATION FUTURES	\$17,304,943,898			0.051776082909	\$895,982.21	\$0.00	\$895,982.21
Totals for CONSERVATION FUTURES				0.051776082909	\$895,982.21	\$0.00	\$895,982.21
COUNTY ROAD							
ROAD DISTRICT	\$9,318,156,534			1.691388950432	\$15,760,627.00	\$0.00	\$15,760,627.00
Totals for COUNTY ROAD				1.691388950432	\$15,760,627.00	\$0.00	\$15,760,627.00
FIRE DISTRICT #01							
F.D.#01 EXP-ROCH/GRD MND	\$562,888,748			1.500000000000	\$844,333.12	\$0.00	\$844,333.12
Totals for FIRE DISTRICT #01				1.500000000000	\$844,333.12	\$0.00	\$844,333.12

District / Levy	Regular Value	Excess Value	Timber Value	Rate	Real & Pers. Tax	Timber Tax	Total Tax
FIRE DISTRICT #02							
YELM FIRE DISTRICT NO. 2	\$528,181,082			1.246872033936	\$658,574.22	\$0.00	\$658,574.22
Totals for FIRE DISTRICT #02				1.246872033936	\$658,574.22	\$0.00	\$658,574.22
FIRE DISTRICT #03							
F.D.#03 BOND 20 YR (2000)		\$2,510,553,015	\$359,778	0.181571419474	\$455,844.67	\$65.33	\$455,910.00
F.D.#03 EXPENSE-LACEY	\$2,540,897,203			1.500000000000	\$3,811,345.80	\$0.00	\$3,811,345.80
F.D.#03 BOND NEW (1988)		\$2,962,523,303	\$359,778	0.132924583668	\$393,792.18	\$47.82	\$393,840.00
Totals for FIRE DISTRICT #03				1.814496003142	\$4,660,982.65	\$113.15	\$4,661,095.80
FIRE DISTRICT #04							
F.D.#04 2003 BOND 10 YRS		\$264,435,510	\$349,131	0.256812478787	\$67,910.34	\$89.66	\$68,000.00
F.D.#04 EXPENSE-RAINIER	\$267,485,121			0.846994663303	\$226,558.47	\$0.00	\$226,558.47
Totals for FIRE DISTRICT #04				1.103807142090	\$294,468.81	\$89.66	\$294,558.47
FIRE DISTRICT #05							
F.D.#05 EXP-BLACK LAKE	\$491,076,942			1.500000000000	\$736,615.41	\$0.00	\$736,615.41
F.D.#05 2004 BOND 20 YEARS		\$485,877,264	\$350,722	0.516835738040	\$251,118.73	\$181.27	\$251,300.00
Totals for FIRE DISTRICT #05				2.016835738040	\$987,734.14	\$181.27	\$987,915.41
FIRE DISTRICT #06							
F.D.#06 EXP-EAST OLYMPIA	\$908,025,505			1.217938399208	\$1,105,919.13	\$0.00	\$1,105,919.13
F.D.#06 2005 BOND 6 YEARS		\$900,786,788	\$604,402	0.426495182408	\$384,181.23	\$257.77	\$384,439.00
Totals for FIRE DISTRICT #06				1.644433581616	\$1,490,100.36	\$257.77	\$1,490,358.13
FIRE DISTRICT #07							
F.D.#07 BOND-NORTH OLY		\$381,474,618	\$37,936	0.191343637934	\$72,992.74	\$7.26	\$73,000.00
F.D.#07 EXP-NORTH OLY	\$383,912,590			1.000000000000	\$383,912.59	\$0.00	\$383,912.59
Totals for FIRE DISTRICT #07				1.191343637934	\$456,905.33	\$7.26	\$456,912.59

District / Levy	Regular Value	Excess Value	Timber Value	Rate	Real & Pers. Tax	Timber Tax	Total Tax
FIRE DISTRICT #08							
F.D.#08 EXP-SOUTH BAY	\$693,844,375			1.500000000000	\$1,040,766.56	\$0.00	\$1,040,766.56
F.D.#08 BOND 20 YRS (97)		\$690,242,688	\$95,574	0.276675958025	\$190,973.56	\$26.44	\$191,000.00
Totals for FIRE DISTRICT #08				1.776675958025	\$1,231,740.12	\$26.44	\$1,231,766.56
FIRE DISTRICT #09							
F.D.#09 2005 BOND 20 YEARS		\$963,510,351	\$3,988,636	0.315510407868	\$303,997.54	\$1,258.46	\$305,256.00
F.D.#09 EXP-MCLANE	\$971,048,456			1.312178596369	\$1,274,189.00	\$0.00	\$1,274,189.00
Totals for FIRE DISTRICT #09				1.627689004237	\$1,578,186.54	\$1,258.46	\$1,579,445.00
FIRE DISTRICT #11							
F.D.#11 BOND-LITTLEROCK		\$589,397,069	\$6,367,451	0.189672255072	\$111,792.27	\$1,207.73	\$113,000.00
F.D.#11 EXP-LITTLEROCK	\$594,180,856			1.499055365055	\$890,710.00	\$0.00	\$890,710.00
Totals for FIRE DISTRICT #11				1.688727620127	\$1,002,502.27	\$1,207.73	\$1,003,710.00
FIRE DISTRICT #12							
F.D.#12 EXP-TENINO	\$228,227,713			1.100000000000	\$251,050.48	\$0.00	\$251,050.48
F.D.#12 BOND 7 YR (2001)		\$226,869,360	\$718,087	0.272796240823	\$61,889.11	\$195.89	\$62,085.00
Totals for FIRE DISTRICT #12				1.372796240823	\$312,939.59	\$195.89	\$313,135.48
FIRE DISTRICT #13							
F.D.#13 EXP-GRIFFIN	\$530,658,825			1.013460955822	\$537,802.00	\$0.00	\$537,802.00
F.D.#13 BOND 20 YEAR		\$526,264,093	\$748,680	0.394677341151	\$207,704.51	\$295.49	\$208,000.00
Totals for FIRE DISTRICT #13				1.408138296973	\$745,506.51	\$295.49	\$745,802.00
FIRE DISTRICT #14							
F.D.#14 BOND 2001		\$194,345,848	\$622,513	0.532394073929	\$103,468.58	\$331.42	\$103,800.00
Totals for FIRE DISTRICT #14				0.532394073929	\$103,468.58	\$331.42	\$103,800.00

District / Levy	Regular Value	Excess Value	Timber Value	Rate	Real & Pers. Tax	Timber Tax	Total Tax
FIRE DISTRICT #15							
F.D.#15 EXP-MUNN LAKE	\$83,625,654			0.806857665950	\$67,474.00	\$0.00	\$67,474.00
Totals for FIRE DISTRICT #15				0.806857665950	\$67,474.00	\$0.00	\$67,474.00
FIRE DISTRICT #16							
F.D.#16 EXP-GIBSON VLY	\$33,679,730			1.000000000000	\$33,679.73	\$0.00	\$33,679.73
Totals for FIRE DISTRICT #16				1.000000000000	\$33,679.73	\$0.00	\$33,679.73
FIRE DISTRICT #17							
F.D.#17 BOND		\$153,576,073	\$673,053	0.162075472635	\$24,890.91	\$109.09	\$25,000.00
F.D.#17 EXP-BALD HILLS	\$155,269,437			1.500000000000	\$232,904.16	\$0.00	\$232,904.16
Totals for FIRE DISTRICT #17				1.662075472635	\$257,795.07	\$109.09	\$257,904.16
GRIFFIN S.D. #324							
GRIFFIN S.D.324 BOND		\$645,821,755	\$6,978,216	1.608455953807	\$1,038,775.85	\$11,224.15	\$1,050,000.00
GRIFFIN S.D.324 M&O		\$645,821,755	\$3,489,108	1.884582670227	\$1,217,104.49	\$6,575.51	\$1,223,680.00
Totals for GRIFFIN S.D. #324				3.493038624034	\$2,255,880.34	\$17,799.66	\$2,273,680.00
MEDIC ONE							
MEDIC 1 EXP	\$17,304,943,898			0.409249420960	\$7,082,038.27	\$0.00	\$7,082,038.27
Totals for MEDIC ONE				0.409249420960	\$7,082,038.27	\$0.00	\$7,082,038.27
NORTH THURSTON S.D. #3							
N.THUR.S.D.3 BOND OLD		\$5,918,786,215	\$2,437,799	0.084631150386	\$500,913.69	\$206.31	\$501,120.00
N.THUR.S.D.3 BOND NEW		\$5,934,737,780	\$2,437,799	1.380939453601	\$8,195,513.55	\$3,366.45	\$8,198,880.00
N.THUR.S.D.3 M&O		\$5,934,737,780	\$1,218,899	2.779669881752	\$16,496,611.86	\$3,388.14	\$16,500,000.00
Totals for NORTH THURSTON S.D. #3				4.245240485739	\$25,193,039.10	\$6,960.90	\$25,200,000.00

District / Levy	Regular Value	Excess Value	Timber Value	Rate	Real & Pers. Tax	Timber Tax	Total Tax
OLYMPIA S.D. #111							
OLY S.D.111 BOND CMBD		\$5,027,225,086	\$6,783,153	2.781084045818	\$13,981,135.48	\$18,864.52	\$14,000,000.00
OLY S.D.111 M&O		\$5,027,225,086	\$3,391,576	2.445028279120	\$12,291,707.50	\$8,292.50	\$12,300,000.00
Totals for OLYMPIA S.D. #111				5.226112324938	\$26,272,842.98	\$27,157.02	\$26,300,000.00
PORT OF OLYMPIA							
PORT OF OLY G.O.BOND	\$17,304,943,898			0.218911399675	\$3,788,249.49	\$0.00	\$3,788,249.49
Totals for PORT OF OLYMPIA				0.218911399675	\$3,788,249.49	\$0.00	\$3,788,249.49
PUD #1							
P.U.D. #1	\$17,304,943,898			0.010319589075	\$178,579.91	\$0.00	\$178,579.91
Totals for PUD #1				0.010319589075	\$178,579.91	\$0.00	\$178,579.91
RAINIER S.D. #307							
RAINIER S.D.307 M&O		\$285,645,012	\$6,286,623	3.034364535382	\$866,751.09	\$19,075.91	\$885,827.00
RAINIER S.D.307 BOND NEW		\$285,645,012	\$12,573,246	1.173637061484	\$335,243.57	\$14,756.43	\$350,000.00
Totals for RAINIER S.D. #307				4.208001596866	\$1,201,994.66	\$33,832.34	\$1,235,827.00
ROCHESTER S.D. #401							
ROCHESTER S.D.401 BOND CMBD		\$645,691,261	\$13,422,639	2.050219125436	\$1,323,808.57	\$27,519.35	\$1,351,327.92
Totals for ROCHESTER S.D. #401				2.050219125436	\$1,323,808.57	\$27,519.35	\$1,351,327.92
STATE OF WASHINGTON							
STATE OF WASHINGTON	\$17,297,190,704			2.792675575279	\$48,305,442.00	\$0.00	\$48,305,442.00
STATE OF WASHINGTON REFUND	\$17,297,190,704			0.000563964413	\$9,755.00	\$0.00	\$9,755.00
Totals for STATE OF WASHINGTON				2.793239539692	\$48,315,197.00	\$0.00	\$48,315,197.00
TANGLEWILDE PK							
TANGLEWILDE PARK & REC		\$92,986,596		1.025954321416	\$95,400.00	\$0.00	\$95,400.00
Totals for TANGLEWILDE PK				1.025954321416	\$95,400.00	\$0.00	\$95,400.00

District / Levy	Regular Value	Excess Value	Timber Value	Rate	Real & Pers. Tax	Timber Tax	Total Tax
TENINO S.D. #402							
TENINO S.D.402 BOND CMBD		\$570,866,685	\$26,422,723	0.343217203008	\$195,931.27	\$9,068.73	\$205,000.00
TENINO S.D.402 M&O		\$570,866,685	\$13,211,362	2.953372428325	\$1,685,981.93	\$39,018.07	\$1,725,000.00
Totals for TENINO S.D. #402				3.296589631333	\$1,881,913.20	\$48,086.80	\$1,930,000.00
THURSTON COUNTY							
CURRENT EXPENSE	\$17,304,943,898			1.478253551747	\$25,581,094.78	\$0.00	\$25,581,094.78
Totals for THURSTON COUNTY				1.478253551747	\$25,581,094.78	\$0.00	\$25,581,094.78
TIMBERLAND LIBRARY							
TIMBERLAND RGNL LIBR	\$17,304,943,898			0.452700000000	\$7,833,948.10	\$0.00	\$7,833,948.10
Totals for TIMBERLAND LIBRARY				0.452700000000	\$7,833,948.10	\$0.00	\$7,833,948.10
TUMWATER S.D. #33							
TUMWATER S.D. 33 M&O		\$2,729,330,106	\$5,558,869	2.869113544180	\$7,830,757.97	\$15,949.03	\$7,846,707.00
TUMWATER S.D. 33 BOND		\$2,729,330,106	\$11,117,738	2.700517733334	\$7,370,604.35	\$30,023.65	\$7,400,628.00
Totals for TUMWATER S.D. #33				5.569631277514	\$15,201,362.32	\$45,972.68	\$15,247,335.00
YELM S.D. #2							
YELM S.D. 2 M&O		\$1,282,276,769	\$18,355,079	3.268930166446	\$4,191,673.21	\$60,001.47	\$4,251,674.68
YELM S.D. 2 BOND NEW		\$1,282,276,769	\$36,710,158	2.050459289118	\$2,629,256.31	\$75,272.68	\$2,704,528.99
Totals for YELM S.D. #2				5.319389455564	\$6,820,929.52	\$135,274.15	\$6,956,203.67
Total County Value:						\$17,304,943,898.00	
Total County Tax:						\$227,024,219.83	
Average County Tax Rate:						13.1190381875386 Per \$1000	

**CONSOLIDATED TAX CODE AREAS & RATES
FOR TAX YEAR 2005**

"TCA's" (Tax Code Areas) designate a unique set of taxing districts. They appear on tax statements. The first two columns list the Tax Code Area and regular, excess and total levy rates within that TCA. The columns to the right list levy types, taxing districts and levy rates. All rates are expressed in dollars per thousand dollars of assessed value.

TCA	Regular Rate/ Excess Rate	County/State of Washington	Levy	District	Rates	
					Regular	Excess
110	\$8.074338760768	\$1.530029634656	City:	CITY OF OLYMPIA	\$2.659889176710	
	\$5.226112324938	\$2.793239539692	EMS:	MEDIC ONE	\$0.409249420960	
			Port:	PORT OF OLYMPIA	\$0.218911399675	
			Park:			
	Total: \$13.300451085706		Library:	TIMBERLAND LIBRARY	\$0.452700000000	
			Road:			
			School:	OLYMPIA S.D. #111		\$5.226112324938
			Other:	PUD #1	\$0.010319589075	
114	\$8.074338760768	\$1.530029634656	City:	CITY OF OLYMPIA	\$2.659889176710	
	\$4.245240485739	\$2.793239539692	EMS:	MEDIC ONE	\$0.409249420960	
			Port:	PORT OF OLYMPIA	\$0.218911399675	
			Park:			
	Total: \$12.319579246507		Library:	TIMBERLAND LIBRARY	\$0.452700000000	
			Road:			
			School:	NORTH THURSTON S.D. #3		\$4.245240485739
			Other:	PUD #1	\$0.010319589075	
126	\$8.074338760768	\$1.530029634656	City:	CITY OF OLYMPIA	\$2.659889176710	
	\$5.569631277514	\$2.793239539692	EMS:	MEDIC ONE	\$0.409249420960	
			Port:	PORT OF OLYMPIA	\$0.218911399675	
			Park:			
	Total: \$13.643970038282		Library:	TIMBERLAND LIBRARY	\$0.452700000000	
			Road:			
			School:	TUMWATER S.D. #33		\$5.569631277514
			Other:	PUD #1	\$0.010319589075	
127	\$8.074338760768	\$1.530029634656	City:	CITY OF OLYMPIA	\$2.659889176710	
	\$5.359036908606	\$2.793239539692	EMS:	MEDIC ONE	\$0.409249420960	
			Port:	PORT OF OLYMPIA	\$0.218911399675	
			Park:			
	Total: \$13.433375669374		Library:	TIMBERLAND LIBRARY	\$0.452700000000	
			Road:			
			School:	OLYMPIA S.D. #111		\$5.226112324938
			Fire:	FIRE DISTRICT #03		\$0.132924583668
		Other:	PUD #1	\$0.010319589075		

TCA	Regular Rate/ Excess Rate	County/State of Washington	Levy	District	Rates	
					Regular	Excess
128	\$8.074338760768	\$1.530029634656	City:	CITY OF OLYMPIA	\$2.659889176710	
	\$4.378165069407	\$2.793239539692	EMS:	MEDIC ONE	\$0.409249420960	
			Port:	PORT OF OLYMPIA	\$0.218911399675	
Total:	\$12.452503830175		Park:			
			Library:	TIMBERLAND LIBRARY	\$0.452700000000	
			Road:			
			School:	NORTH THURSTON S.D. #3		\$4.245240485739
			Fire:	FIRE DISTRICT #03		\$0.132924583668
			Other:	PUD #1	\$0.010319589075	
129	\$8.074338760768	\$1.530029634656	City:	CITY OF OLYMPIA	\$2.659889176710	
	\$4.378165069407	\$2.793239539692	EMS:	MEDIC ONE	\$0.409249420960	
			Port:	PORT OF OLYMPIA	\$0.218911399675	
Total:	\$12.452503830175		Park:			
			Library:	TIMBERLAND LIBRARY	\$0.452700000000	
			Road:			
			School:	NORTH THURSTON S.D. #3		\$4.245240485739
			Fire:	FIRE DISTRICT #03		\$0.132924583668
			Other:	PUD #1	\$0.010319589075	
130	\$8.074338760768	\$1.530029634656	City:	CITY OF OLYMPIA	\$2.659889176710	
	\$5.226112324938	\$2.793239539692	EMS:	MEDIC ONE	\$0.409249420960	
			Port:	PORT OF OLYMPIA	\$0.218911399675	
Total:	\$13.300451085706		Park:			
			Library:	TIMBERLAND LIBRARY	\$0.452700000000	
			Road:			
			School:	OLYMPIA S.D. #111		\$5.226112324938
			Other:	PUD #1	\$0.010319589075	
132	\$7.912696200440	\$1.530029634656	City:			
	\$5.226112324938	\$2.793239539692	EMS:	MEDIC ONE	\$0.409249420960	
			Port:	PORT OF OLYMPIA	\$0.218911399675	
Total:	\$13.138808525378		Park:			
			Library:	TIMBERLAND LIBRARY	\$0.452700000000	
			Road:	COUNTY ROAD	\$1.691388950432	
			School:	OLYMPIA S.D. #111		\$5.226112324938
			Fire:	FIRE DISTRICT #15	\$0.806857665950	
			Other:	PUD #1	\$0.010319589075	
135	\$7.105838534490	\$1.530029634656	City:			
	\$5.226112324938	\$2.793239539692	EMS:	MEDIC ONE	\$0.409249420960	
			Port:	PORT OF OLYMPIA	\$0.218911399675	
Total:	\$12.331950859428		Park:			
			Library:	TIMBERLAND LIBRARY	\$0.452700000000	
			Road:	COUNTY ROAD	\$1.691388950432	
			School:	OLYMPIA S.D. #111		\$5.226112324938
			Other:	PUD #1	\$0.010319589075	

TCA	Regular Rate/ Excess Rate	County/State of Washington	Levy	District	Rates	
					Regular	Excess
141	\$8.605838534490	\$1.530029634656	City:			
	\$5.540608328080	\$2.793239539692	EMS:	MEDIC ONE	\$0.409249420960	
			Port:	PORT OF OLYMPIA	\$0.218911399675	
Total:	\$14.146446862570		Park:			
			Library:	TIMBERLAND LIBRARY	\$0.452700000000	
			Road:	COUNTY ROAD	\$1.691388950432	
			School:	OLYMPIA S.D. #111		\$5.226112324938
			Fire:	FIRE DISTRICT #03	\$1.500000000000	\$0.314496003142
			Other:	PUD #1	\$0.010319589075	
146	\$8.323776933698	\$1.530029634656	City:			
	\$5.652607507346	\$2.793239539692	EMS:	MEDIC ONE	\$0.409249420960	
			Port:	PORT OF OLYMPIA	\$0.218911399675	
Total:	\$13.976384441044		Park:			
			Library:	TIMBERLAND LIBRARY	\$0.452700000000	
			Road:	COUNTY ROAD	\$1.691388950432	
			School:	OLYMPIA S.D. #111		\$5.226112324938
			Fire:	FIRE DISTRICT #06	\$1.217938399208	\$0.426495182408
			Other:	PUD #1	\$0.010319589075	
150	\$8.105838534490	\$1.530029634656	City:			
	\$5.417455962872	\$2.793239539692	EMS:	MEDIC ONE	\$0.409249420960	
			Port:	PORT OF OLYMPIA	\$0.218911399675	
Total:	\$13.523294497362		Park:			
			Library:	TIMBERLAND LIBRARY	\$0.452700000000	
			Road:	COUNTY ROAD	\$1.691388950432	
			School:	OLYMPIA S.D. #111		\$5.226112324938
			Fire:	FIRE DISTRICT #07	\$1.000000000000	\$0.191343637934
			Other:	PUD #1	\$0.010319589075	
155	\$8.605838534490	\$1.530029634656	City:			
	\$5.502788282963	\$2.793239539692	EMS:	MEDIC ONE	\$0.409249420960	
			Port:	PORT OF OLYMPIA	\$0.218911399675	
Total:	\$14.108626817453		Park:			
			Library:	TIMBERLAND LIBRARY	\$0.452700000000	
			Road:	COUNTY ROAD	\$1.691388950432	
			School:	OLYMPIA S.D. #111		\$5.226112324938
			Fire:	FIRE DISTRICT #08	\$1.500000000000	\$0.276675958025
			Other:	PUD #1	\$0.010319589075	

TCA	Regular Rate/ Excess Rate	County/State of Washington	Levy	District	Rates	
					Regular	Excess
160	\$8.418017130859	\$1.530029634656	City:			
	\$5.541622732806	\$2.793239539692	EMS:	MEDIC ONE	\$0.409249420960	
			Port:	PORT OF OLYMPIA	\$0.218911399675	
			Park:			
	Total:	\$13.959639863665	Library:	TIMBERLAND LIBRARY	\$0.452700000000	
			Road:	COUNTY ROAD	\$1.691388950432	
			School:	OLYMPIA S.D. #111		\$5.226112324938
			Fire:	FIRE DISTRICT #09	\$1.312178596369	\$0.315510407868
		Other:	PUD #1	\$0.010319589075		
170	\$8.058848697946	\$1.530029634656	City:	CITY OF YELM	\$2.559083291298	
	\$5.319389455564	\$2.793239539692	EMS:	MEDIC ONE	\$0.409249420960	
			Port:	PORT OF OLYMPIA	\$0.218911399675	
			Park:			
	Total:	\$13.378238153510	Library:	TIMBERLAND LIBRARY	\$0.452700000000	
			Road:			
			School:	YELM S.D. #2		\$5.319389455564
			Other:	CEMETERY DISTRICT #2 PUD #1	\$0.085315822590 \$0.010319589075	
171	\$7.973532875356	\$1.530029634656	City:	CITY OF YELM	\$2.559083291298	
	\$4.208001596866	\$2.793239539692	EMS:	MEDIC ONE	\$0.409249420960	
			Port:	PORT OF OLYMPIA	\$0.218911399675	
			Park:			
	Total:	\$12.181534472222	Library:	TIMBERLAND LIBRARY	\$0.452700000000	
			Road:			
			School:	RAINIER S.D. #307		\$4.208001596866
			Other:	PUD #1	\$0.010319589075	
182	\$8.438026391016	\$1.530029634656	City:			
	\$5.319389455564	\$2.793239539692	EMS:	MEDIC ONE	\$0.409249420960	
			Port:	PORT OF OLYMPIA	\$0.218911399675	
			Park:			
	Total:	\$13.757415846580	Library:	TIMBERLAND LIBRARY	\$0.452700000000	
			Road:	COUNTY ROAD	\$1.691388950432	
			School:	YELM S.D. #2		\$5.319389455564
			Fire:	FIRE DISTRICT #02	\$1.246872033936	
		Other:	CEMETERY DISTRICT #2 PUD #1	\$0.085315822590 \$0.010319589075		

TCA	Regular Rate/ Excess Rate	County/State of Washington	Levy	District	Rates		
					Regular	Excess	
185	\$8.605838534490	\$1.530029634656	City:				
	\$5.633885458706	\$2.793239539692	EMS:	MEDIC ONE	\$0.409249420960		
			Port:	PORT OF OLYMPIA	\$0.218911399675		
Total:	\$14.239723993196		Park:				
			Library:	TIMBERLAND LIBRARY	\$0.452700000000		
			Road:	COUNTY ROAD	\$1.691388950432		
			School:	YELM S.D. #2		\$5.319389455564	
			Fire:	FIRE DISTRICT #03	\$1.500000000000	\$0.314496003142	
			Other:	PUD #1	\$0.010319589075		
211	\$8.038149020383	\$1.530029634656	City:				
	\$5.576201934351	\$2.793239539692	EMS:	MEDIC ONE	\$0.409249420960		
			Port:	PORT OF OLYMPIA	\$0.218911399675		
Total:	\$13.614350954734		Park:				
			Library:	TIMBERLAND LIBRARY	\$0.452700000000		
			Road:	COUNTY ROAD	\$1.691388950432		
			School:	YELM S.D. #2		\$5.319389455564	
			Fire:	FIRE DISTRICT #04	\$0.846994663303	\$0.256812478787	
			Other:	CEMETERY DISTRICT #2	\$0.085315822590		
				PUD #1	\$0.010319589075		
215	\$8.323776933698	\$1.530029634656	City:				
	\$5.745884637972	\$2.793239539692	EMS:	MEDIC ONE	\$0.409249420960		
			Port:	PORT OF OLYMPIA	\$0.218911399675		
Total:	\$14.069661571670		Park:				
			Library:	TIMBERLAND LIBRARY	\$0.452700000000		
			Road:	COUNTY ROAD	\$1.691388950432		
			School:	YELM S.D. #2		\$5.319389455564	
			Fire:	FIRE DISTRICT #06	\$1.217938399208	\$0.426495182408	
			Other:	PUD #1	\$0.010319589075		
220	\$7.105838534490	\$1.530029634656	City:				
	\$5.319389455564	\$2.793239539692	EMS:	MEDIC ONE	\$0.409249420960		
			Port:	PORT OF OLYMPIA	\$0.218911399675		
Total:	\$12.425227990054		Park:				
			Library:	TIMBERLAND LIBRARY	\$0.452700000000		
			Road:	COUNTY ROAD	\$1.691388950432		
			School:	YELM S.D. #2		\$5.319389455564	
			Other:	PUD #1	\$0.010319589075		

TCA	Regular Rate/ Excess Rate	County/State of Washington	Levy	District	Rates		
					Regular	Excess	
221	\$7.191154357080	\$1.530029634656	City:				
	\$5.319389455564	\$2.793239539692	EMS:	MEDIC ONE	\$0.409249420960		
			Port:	PORT OF OLYMPIA	\$0.218911399675		
Total:	\$12.510543812644		Park:				
			Library:	TIMBERLAND LIBRARY	\$0.452700000000		
			Road:	COUNTY ROAD	\$1.691388950432		
			School:	YELM S.D. #2			\$5.319389455564
			Other:	CEMETERY DISTRICT #2	\$0.085315822590		
				PUD #1	\$0.010319589075		
225	\$8.691154357080	\$1.530029634656	City:				
	\$5.481464928199	\$2.793239539692	EMS:	MEDIC ONE	\$0.409249420960		
			Port:	PORT OF OLYMPIA	\$0.218911399675		
Total:	\$14.172619285279		Park:				
			Library:	TIMBERLAND LIBRARY	\$0.452700000000		
			Road:	COUNTY ROAD	\$1.691388950432		
			School:	YELM S.D. #2			\$5.319389455564
			Fire:	FIRE DISTRICT #17	\$1.500000000000		\$0.162075472635
			Other:	CEMETERY DISTRICT #2	\$0.085315822590		
				PUD #1	\$0.010319589075		
236	\$7.105838534490	\$1.530029634656	City:				
	\$4.245240485739	\$2.793239539692	EMS:	MEDIC ONE	\$0.409249420960		
			Port:	PORT OF OLYMPIA	\$0.218911399675		
Total:	\$11.351079020229		Park:				
			Library:	TIMBERLAND LIBRARY	\$0.452700000000		
			Road:	COUNTY ROAD	\$1.691388950432		
			School:	NORTH THURSTON S.D. #3			\$4.245240485739
			Other:	PUD #1	\$0.010319589075		
237	\$7.105838534490	\$1.530029634656	City:				
	\$4.160609335353	\$2.793239539692	EMS:	MEDIC ONE	\$0.409249420960		
			Port:	PORT OF OLYMPIA	\$0.218911399675		
Total:	\$11.266447869843		Park:				
			Library:	TIMBERLAND LIBRARY	\$0.452700000000		
			Road:	COUNTY ROAD	\$1.691388950432		
			School:	NORTH THURSTON S.D. #3			\$4.160609335353
			Other:	PUD #1	\$0.010319589075		
238	\$8.605838534490	\$1.530029634656	City:				
	\$4.475105338495	\$2.793239539692	EMS:	MEDIC ONE	\$0.409249420960		
			Port:	PORT OF OLYMPIA	\$0.218911399675		
Total:	\$13.080943872985		Park:				
			Library:	TIMBERLAND LIBRARY	\$0.452700000000		
			Road:	COUNTY ROAD	\$1.691388950432		
			School:	NORTH THURSTON S.D. #3			\$4.160609335353
			Fire:	FIRE DISTRICT #03	\$1.500000000000		\$0.314496003142
			Other:	PUD #1	\$0.010319589075		

TCA	Regular Rate/ Excess Rate	County/State of Washington	Levy	District	Rates	
					Regular	Excess
239	\$8.605838534490	\$1.530029634656	City:			
	\$4.559736488881	\$2.793239539692	EMS:	MEDIC ONE	\$0.409249420960	
			Port:	PORT OF OLYMPIA	\$0.218911399675	
Total:	\$13.165575023371		Park:			
			Library:	TIMBERLAND LIBRARY	\$0.452700000000	
			Road:	COUNTY ROAD	\$1.691388950432	
			School:	NORTH THURSTON S.D. #3		\$4.245240485739
			Fire:	FIRE DISTRICT #03	\$1.500000000000	\$0.314496003142
			Other:	PUD #1	\$0.010319589075	
240	\$7.897584554020	\$1.530029634656	City:	CITY OF LACEY	\$2.483134969962	\$0.321297644846
	\$4.699462714253	\$2.793239539692	EMS:	MEDIC ONE	\$0.409249420960	
			Port:	PORT OF OLYMPIA	\$0.218911399675	
Total:	\$12.597047268273		Park:			
			Library:	TIMBERLAND LIBRARY	\$0.452700000000	
			Road:			
			School:	NORTH THURSTON S.D. #3		\$4.245240485739
			Fire:	FIRE DISTRICT #03		\$0.132924583668
			Other:	PUD #1	\$0.010319589075	
241	\$7.897584554020	\$1.530029634656	City:	CITY OF LACEY	\$2.483134969962	\$0.321297644846
	\$4.566538130585	\$2.793239539692	EMS:	MEDIC ONE	\$0.409249420960	
			Port:	PORT OF OLYMPIA	\$0.218911399675	
Total:	\$12.464122684605		Park:			
			Library:	TIMBERLAND LIBRARY	\$0.452700000000	
			Road:			
			School:	NORTH THURSTON S.D. #3		\$4.245240485739
			Other:	PUD #1	\$0.010319589075	
243	\$8.605838534490	\$1.530029634656	City:			
	\$5.585690810297	\$2.793239539692	EMS:	MEDIC ONE	\$0.409249420960	
			Port:	PORT OF OLYMPIA	\$0.218911399675	
Total:	\$14.191529344787		Park:	TANGLEWILDE PK		\$1.025954321416
			Library:	TIMBERLAND LIBRARY	\$0.452700000000	
			Road:	COUNTY ROAD	\$1.691388950432	
			School:	NORTH THURSTON S.D. #3		\$4.245240485739
			Fire:	FIRE DISTRICT #03	\$1.500000000000	\$0.314496003142
			Other:	PUD #1	\$0.010319589075	
245	\$7.897584554020	\$1.530029634656	City:	CITY OF LACEY	\$2.483134969962	\$0.321297644846
	\$4.566538130585	\$2.793239539692	EMS:	MEDIC ONE	\$0.409249420960	
			Port:	PORT OF OLYMPIA	\$0.218911399675	
Total:	\$12.464122684605		Park:			
			Library:	TIMBERLAND LIBRARY	\$0.452700000000	
			Road:			
			School:	NORTH THURSTON S.D. #3		\$4.245240485739
			Other:	PUD #1	\$0.010319589075	

TCA	Regular Rate/ Excess Rate	County/State of Washington	Levy	District	Rates	
					Regular	Excess
246	\$8.323776933698	\$1.530029634656	City:			
	\$4.671735668147	\$2.793239539692	EMS:	MEDIC ONE	\$0.409249420960	
			Port:	PORT OF OLYMPIA	\$0.218911399675	
Total:	\$12.995512601845		Park:			
			Library:	TIMBERLAND LIBRARY	\$0.452700000000	
			Road:	COUNTY ROAD	\$1.691388950432	
			School:	NORTH THURSTON S.D. #3		\$4.245240485739
			Fire:	FIRE DISTRICT #06	\$1.217938399208	\$0.426495182408
			Other:	PUD #1	\$0.010319589075	
247	\$7.897584554020	\$1.530029634656	City:	CITY OF LACEY	\$2.483134969962	\$0.321297644846
	\$4.881034133727	\$2.793239539692	EMS:	MEDIC ONE	\$0.409249420960	
			Port:	PORT OF OLYMPIA	\$0.218911399675	
Total:	\$12.778618687747		Park:			
			Library:	TIMBERLAND LIBRARY	\$0.452700000000	
			Road:			
			School:	NORTH THURSTON S.D. #3		\$4.245240485739
			Fire:	FIRE DISTRICT #03		\$0.314496003142
			Other:	PUD #1	\$0.010319589075	
250	\$8.605838534490	\$1.530029634656	City:			
	\$4.521916443764	\$2.793239539692	EMS:	MEDIC ONE	\$0.409249420960	
			Port:	PORT OF OLYMPIA	\$0.218911399675	
Total:	\$13.127754978254		Park:			
			Library:	TIMBERLAND LIBRARY	\$0.452700000000	
			Road:	COUNTY ROAD	\$1.691388950432	
			School:	NORTH THURSTON S.D. #3		\$4.245240485739
			Fire:	FIRE DISTRICT #08	\$1.500000000000	\$0.276675958025
			Other:	PUD #1	\$0.010319589075	
251	\$7.897584554020	\$1.530029634656	City:	CITY OF LACEY	\$2.483134969962	\$0.321297644846
	\$4.566538130585	\$2.793239539692	EMS:	MEDIC ONE	\$0.409249420960	
			Port:	PORT OF OLYMPIA	\$0.218911399675	
Total:	\$12.464122684605		Park:			
			Library:	TIMBERLAND LIBRARY	\$0.452700000000	
			Road:			
			School:	NORTH THURSTON S.D. #3		\$4.245240485739
			Other:	PUD #1	\$0.010319589075	
252	\$7.897584554020	\$1.530029634656	City:	CITY OF LACEY	\$2.483134969962	\$0.321297644846
	\$4.843214088610	\$2.793239539692	EMS:	MEDIC ONE	\$0.409249420960	
			Port:	PORT OF OLYMPIA	\$0.218911399675	
Total:	\$12.740798642630		Park:			
			Library:	TIMBERLAND LIBRARY	\$0.452700000000	
			Road:			
			School:	NORTH THURSTON S.D. #3		\$4.245240485739
			Fire:	FIRE DISTRICT #08		\$0.276675958025
			Other:	PUD #1	\$0.010319589075	

TCA	Regular Rate/ Excess Rate	County/State of Washington	Levy	District	Rates	
					Regular	Excess
310	\$8.458096604011	\$1.530029634656	City:	CITY OF RAINIER	\$2.196652356650	
	\$4.464814075653	\$2.793239539692	EMS:	MEDIC ONE	\$0.409249420960	
			Port:	PORT OF OLYMPIA	\$0.218911399675	
			Park:			
	Total: \$12.922910679664		Library:	TIMBERLAND LIBRARY	\$0.452700000000	
			Road:			
			School:	RAINIER S.D. #307		\$4.208001596866
			Fire:	FIRE DISTRICT #04	\$0.846994663303	\$0.256812478787
		Other:	PUD #1	\$0.010319589075		
320	\$7.105838534490	\$1.530029634656	City:			
	\$4.208001596866	\$2.793239539692	EMS:	MEDIC ONE	\$0.409249420960	
			Port:	PORT OF OLYMPIA	\$0.218911399675	
			Park:			
	Total: \$11.313840131356		Library:	TIMBERLAND LIBRARY	\$0.452700000000	
			Road:	COUNTY ROAD	\$1.691388950432	
			School:	RAINIER S.D. #307		\$4.208001596866
			Other:	PUD #1	\$0.010319589075	
322	\$7.191154357080	\$1.530029634656	City:			
	\$4.208001596866	\$2.793239539692	EMS:	MEDIC ONE	\$0.409249420960	
			Port:	PORT OF OLYMPIA	\$0.218911399675	
			Park:			
	Total: \$11.399155953946		Library:	TIMBERLAND LIBRARY	\$0.452700000000	
			Road:	COUNTY ROAD	\$1.691388950432	
			School:	RAINIER S.D. #307		\$4.208001596866
			Other:	CEMETERY DISTRICT #2 PUD #1	\$0.085315822590 \$0.010319589075	
325	\$8.352710568426	\$1.530029634656	City:			
	\$4.208001596866	\$2.793239539692	EMS:	MEDIC ONE	\$0.409249420960	
			Port:	PORT OF OLYMPIA	\$0.218911399675	
			Park:			
	Total: \$12.560712165292		Library:	TIMBERLAND LIBRARY	\$0.452700000000	
			Road:	COUNTY ROAD	\$1.691388950432	
			School:	RAINIER S.D. #307		\$4.208001596866
			Fire:	FIRE DISTRICT #02	\$1.246872033936	
		Other:	PUD #1	\$0.010319589075		

TCA	Regular Rate/ Excess Rate	County/State of Washington	Levy	District	Rates		
					Regular	Excess	
327	\$8.438026391016	\$1.530029634656	City:				
	\$4.208001596866	\$2.793239539692	EMS:	MEDIC ONE	\$0.409249420960		
			Port:	PORT OF OLYMPIA	\$0.218911399675		
Total:	\$12.646027987882		Park:				
			Library:	TIMBERLAND LIBRARY	\$0.452700000000		
			Road:	COUNTY ROAD	\$1.691388950432		
			School:	RAINIER S.D. #307		\$4.208001596866	
			Fire:	FIRE DISTRICT #02	\$1.246872033936		
			Other:	CEMETERY DISTRICT #2	\$0.085315822590		
				PUD #1	\$0.010319589075		
335	\$7.952833197793	\$1.530029634656	City:				
	\$4.464814075653	\$2.793239539692	EMS:	MEDIC ONE	\$0.409249420960		
			Port:	PORT OF OLYMPIA	\$0.218911399675		
Total:	\$12.417647273446		Park:				
			Library:	TIMBERLAND LIBRARY	\$0.452700000000		
			Road:	COUNTY ROAD	\$1.691388950432		
			School:	RAINIER S.D. #307		\$4.208001596866	
			Fire:	FIRE DISTRICT #04	\$0.846994663303	\$0.256812478787	
			Other:	PUD #1	\$0.010319589075		
336	\$8.038149020383	\$1.530029634656	City:				
	\$4.464814075653	\$2.793239539692	EMS:	MEDIC ONE	\$0.409249420960		
			Port:	PORT OF OLYMPIA	\$0.218911399675		
Total:	\$12.502963096036		Park:				
			Library:	TIMBERLAND LIBRARY	\$0.452700000000		
			Road:	COUNTY ROAD	\$1.691388950432		
			School:	RAINIER S.D. #307		\$4.208001596866	
			Fire:	FIRE DISTRICT #04	\$0.846994663303	\$0.256812478787	
			Other:	CEMETERY DISTRICT #2	\$0.085315822590		
				PUD #1	\$0.010319589075		
345	\$7.105838534490	\$1.530029634656	City:				
	\$3.493038624034	\$2.793239539692	EMS:	MEDIC ONE	\$0.409249420960		
			Port:	PORT OF OLYMPIA	\$0.218911399675		
Total:	\$10.598877158524		Park:				
			Library:	TIMBERLAND LIBRARY	\$0.452700000000		
			Road:	COUNTY ROAD	\$1.691388950432		
			School:	GRIFFIN S.D. #324		\$3.493038624034	
			Other:	PUD #1	\$0.010319589075		

TCA	Regular Rate/ Excess Rate	County/State of Washington	Levy	District	Rates	
					Regular	Excess
346	\$8.119299490312	\$1.530029634656	City:			
	\$3.887715965185	\$2.793239539692	EMS:	MEDIC ONE	\$0.409249420960	
			Port:	PORT OF OLYMPIA	\$0.218911399675	
Total:	\$12.007015455497		Park:			
			Library:	TIMBERLAND LIBRARY	\$0.452700000000	
			Road:	COUNTY ROAD	\$1.691388950432	
			School:	GRIFFIN S.D. #324		\$3.493038624034
			Fire:	FIRE DISTRICT #13	\$1.013460955822	\$0.394677341151
			Other:	PUD #1	\$0.010319589075	
355	\$8.418017130859	\$1.530029634656	City:			
	\$3.808549031902	\$2.793239539692	EMS:	MEDIC ONE	\$0.409249420960	
			Port:	PORT OF OLYMPIA	\$0.218911399675	
Total:	\$12.226566162761		Park:			
			Library:	TIMBERLAND LIBRARY	\$0.452700000000	
			Road:	COUNTY ROAD	\$1.691388950432	
			School:	GRIFFIN S.D. #324		\$3.493038624034
			Fire:	FIRE DISTRICT #09	\$1.312178596369	\$0.315510407868
			Other:	PUD #1	\$0.010319589075	
440	\$7.866677776272	\$1.530029634656	City:	CITY OF TUMWATER	\$2.452228192214	\$0.563847557148
	\$6.133478834662	\$2.793239539692	EMS:	MEDIC ONE	\$0.409249420960	
			Port:	PORT OF OLYMPIA	\$0.218911399675	
Total:	\$14.000156610934		Park:			
			Library:	TIMBERLAND LIBRARY	\$0.452700000000	
			Road:			
			School:	TUMWATER S.D. #33		\$5.569631277514
			Other:	PUD #1	\$0.010319589075	
441	\$7.866677776272	\$1.530029634656	City:	CITY OF TUMWATER	\$2.452228192214	\$0.563847557148
	\$6.133478834662	\$2.793239539692	EMS:	MEDIC ONE	\$0.409249420960	
			Port:	PORT OF OLYMPIA	\$0.218911399675	
Total:	\$14.000156610934		Park:			
			Library:	TIMBERLAND LIBRARY	\$0.452700000000	
			Road:			
			School:	TUMWATER S.D. #33		\$5.569631277514
			Other:	PUD #1	\$0.010319589075	
442	\$7.866677776272	\$1.530029634656	City:	CITY OF TUMWATER	\$2.452228192214	\$0.563847557148
	\$5.789959882086	\$2.793239539692	EMS:	MEDIC ONE	\$0.409249420960	
			Port:	PORT OF OLYMPIA	\$0.218911399675	
Total:	\$13.656637658358		Park:			
			Library:	TIMBERLAND LIBRARY	\$0.452700000000	
			Road:			
			School:	OLYMPIA S.D. #111		\$5.226112324938
			Other:	PUD #1	\$0.010319589075	

TCA	Regular Rate/ Excess Rate	County/State of Washington	Levy	District	Rates	
					Regular	Excess
450	\$7.105838534490 \$5.569631277514	\$1.530029634656 \$2.793239539692	City: EMS: Port: Park: Library: Road: School: Other:	MEDIC ONE PORT OF OLYMPIA TIMBERLAND LIBRARY COUNTY ROAD TUMWATER S.D. #33 PUD #1	\$0.409249420960 \$0.218911399675 \$0.452700000000 \$1.691388950432 \$0.010319589075	\$5.569631277514
Total:	\$12.675469812004					
451	\$7.912696200440 \$5.569631277514	\$1.530029634656 \$2.793239539692	City: EMS: Port: Park: Library: Road: School: Fire: Other:	MEDIC ONE PORT OF OLYMPIA TIMBERLAND LIBRARY COUNTY ROAD TUMWATER S.D. #33 FIRE DISTRICT #15 PUD #1	\$0.409249420960 \$0.218911399675 \$0.452700000000 \$1.691388950432 \$0.806857665950 \$0.010319589075	\$5.569631277514
Total:	\$13.482327477954					
455	\$8.605838534490 \$6.086467015554	\$1.530029634656 \$2.793239539692	City: EMS: Port: Park: Library: Road: School: Fire: Other:	MEDIC ONE PORT OF OLYMPIA TIMBERLAND LIBRARY COUNTY ROAD TUMWATER S.D. #33 FIRE DISTRICT #05 PUD #1	\$0.409249420960 \$0.218911399675 \$0.452700000000 \$1.691388950432 \$1.500000000000 \$0.010319589075	\$5.569631277514 \$0.516835738040
Total:	\$14.692305550044					
458	\$8.605838534490 \$5.884127280656	\$1.530029634656 \$2.793239539692	City: EMS: Port: Park: Library: Road: School: Fire: Other:	MEDIC ONE PORT OF OLYMPIA TIMBERLAND LIBRARY COUNTY ROAD TUMWATER S.D. #33 FIRE DISTRICT #03 PUD #1	\$0.409249420960 \$0.218911399675 \$0.452700000000 \$1.691388950432 \$1.500000000000 \$0.010319589075	\$5.569631277514 \$0.314496003142
Total:	\$14.489965815146					
465	\$8.323776933698 \$5.996126459922	\$1.530029634656 \$2.793239539692	City: EMS: Port: Park: Library: Road: School: Fire: Other:	MEDIC ONE PORT OF OLYMPIA TIMBERLAND LIBRARY COUNTY ROAD TUMWATER S.D. #33 FIRE DISTRICT #06 PUD #1	\$0.409249420960 \$0.218911399675 \$0.452700000000 \$1.691388950432 \$1.217938399208 \$0.010319589075	\$5.569631277514 \$0.426495182408
Total:	\$14.319903393620					

TCA	Regular Rate/ Excess Rate	County/State of Washington	Levy	District	Rates	
					Regular	Excess
470	\$8.418017130859	\$1.530029634656	City:			
	\$5.885141685382	\$2.793239539692	EMS:	MEDIC ONE	\$0.409249420960	
			Port:	PORT OF OLYMPIA	\$0.218911399675	
Total:	\$14.303158816241		Park:			
			Library:	TIMBERLAND LIBRARY	\$0.452700000000	
			Road:	COUNTY ROAD	\$1.691388950432	
			School:	TUMWATER S.D. #33		\$5.569631277514
			Fire:	FIRE DISTRICT #09	\$1.312178596369	\$0.315510407868
			Other:	PUD #1	\$0.010319589075	
471	\$8.604893899545	\$1.530029634656	City:			
	\$5.759303532586	\$2.793239539692	EMS:	MEDIC ONE	\$0.409249420960	
			Port:	PORT OF OLYMPIA	\$0.218911399675	
Total:	\$14.364197432131		Park:			
			Library:	TIMBERLAND LIBRARY	\$0.452700000000	
			Road:	COUNTY ROAD	\$1.691388950432	
			School:	TUMWATER S.D. #33		\$5.569631277514
			Fire:	FIRE DISTRICT #11	\$1.499055365055	\$0.189672255072
			Other:	PUD #1	\$0.010319589075	
475	\$7.105838534490	\$1.530029634656	City:			
	\$2.050219125436	\$2.793239539692	EMS:	MEDIC ONE	\$0.409249420960	
			Port:	PORT OF OLYMPIA	\$0.218911399675	
Total:	\$9.156057659926		Park:			
			Library:	TIMBERLAND LIBRARY	\$0.452700000000	
			Road:	COUNTY ROAD	\$1.691388950432	
			School:	ROCHESTER S.D. #401		\$2.050219125436
			Other:	PUD #1	\$0.010319589075	
485	\$8.604893899545	\$1.530029634656	City:			
	\$2.239891380508	\$2.793239539692	EMS:	MEDIC ONE	\$0.409249420960	
			Port:	PORT OF OLYMPIA	\$0.218911399675	
Total:	\$10.844785280053		Park:			
			Library:	TIMBERLAND LIBRARY	\$0.452700000000	
			Road:	COUNTY ROAD	\$1.691388950432	
			School:	ROCHESTER S.D. #401		\$2.050219125436
			Fire:	FIRE DISTRICT #11	\$1.499055365055	\$0.189672255072
			Other:	PUD #1	\$0.010319589075	
486	\$8.205838534490	\$1.530029634656	City:			
	\$2.323015366259	\$2.793239539692	EMS:	MEDIC ONE	\$0.409249420960	
			Port:	PORT OF OLYMPIA	\$0.218911399675	
Total:	\$10.528853900749		Park:			
			Library:	TIMBERLAND LIBRARY	\$0.452700000000	
			Road:	COUNTY ROAD	\$1.691388950432	
			School:	ROCHESTER S.D. #401		\$2.050219125436
			Fire:	FIRE DISTRICT #12	\$1.100000000000	\$0.272796240823
			Other:	PUD #1	\$0.010319589075	

TCA	Regular Rate/ Excess Rate	County/State of Washington	Levy	District	Rates		
					Regular	Excess	
487	\$8.268203704391	\$1.530029634656	City:				
	\$2.323015366259	\$2.793239539692	EMS:	MEDIC ONE	\$0.409249420960		
			Port:	PORT OF OLYMPIA	\$0.218911399675		
Total:	\$10.591219070650		Park:				
			Library:	TIMBERLAND LIBRARY	\$0.452700000000		
			Road:	COUNTY ROAD	\$1.691388950432		
			School:	ROCHESTER S.D. #401		\$2.050219125436	
			Fire:	FIRE DISTRICT #12	\$1.100000000000	\$0.272796240823	
			Other:	CEMETERY DISTRICT #1	\$0.062365169901		
				PUD #1	\$0.010319589075		
488	\$8.667259069446	\$1.530029634656	City:				
	\$2.239891380508	\$2.793239539692	EMS:	MEDIC ONE	\$0.409249420960		
			Port:	PORT OF OLYMPIA	\$0.218911399675		
Total:	\$10.907150449954		Park:				
			Library:	TIMBERLAND LIBRARY	\$0.452700000000		
			Road:	COUNTY ROAD	\$1.691388950432		
			School:	ROCHESTER S.D. #401		\$2.050219125436	
			Fire:	FIRE DISTRICT #11	\$1.499055365055	\$0.189672255072	
			Other:	CEMETERY DISTRICT #1	\$0.062365169901		
				PUD #1	\$0.010319589075		
490	\$8.668203704391	\$1.530029634656	City:				
	\$2.050219125436	\$2.793239539692	EMS:	MEDIC ONE	\$0.409249420960		
			Port:	PORT OF OLYMPIA	\$0.218911399675		
Total:	\$10.718422829827		Park:				
			Library:	TIMBERLAND LIBRARY	\$0.452700000000		
			Road:	COUNTY ROAD	\$1.691388950432		
			School:	ROCHESTER S.D. #401		\$2.050219125436	
			Fire:	FIRE DISTRICT #01	\$1.500000000000		
			Other:	CEMETERY DISTRICT #1	\$0.062365169901		
				PUD #1	\$0.010319589075		
495	\$7.168203704391	\$1.530029634656	City:				
	\$2.050219125436	\$2.793239539692	EMS:	MEDIC ONE	\$0.409249420960		
			Port:	PORT OF OLYMPIA	\$0.218911399675		
Total:	\$9.218422829827		Park:				
			Library:	TIMBERLAND LIBRARY	\$0.452700000000		
			Road:	COUNTY ROAD	\$1.691388950432		
			School:	ROCHESTER S.D. #401		\$2.050219125436	
			Other:	CEMETERY DISTRICT #1	\$0.062365169901		
				PUD #1	\$0.010319589075		

TCA	Regular Rate/ Excess Rate	County/State of Washington	Levy	District	Rates		
					Regular	Excess	
497	\$8.168203704391	\$1.530029634656	City:				
	\$2.050219125436	\$2.793239539692	EMS:	MEDIC ONE	\$0.409249420960		
			Port:	PORT OF OLYMPIA	\$0.218911399675		
Total:	\$10.218422829827		Park:				
			Library:	TIMBERLAND LIBRARY	\$0.452700000000		
			Road:	COUNTY ROAD	\$1.691388950432		
			School:	ROCHESTER S.D. #401		\$2.050219125436	
			Fire:	FIRE DISTRICT #16	\$1.000000000000		
			Other:	CEMETERY DISTRICT #1	\$0.062365169901		
				PUD #1	\$0.010319589075		
498	\$8.668203704391	\$1.530029634656	City:				
	\$2.582613199365	\$2.793239539692	EMS:	MEDIC ONE	\$0.409249420960		
			Port:	PORT OF OLYMPIA	\$0.218911399675		
Total:	\$11.250816903756		Park:				
			Library:	TIMBERLAND LIBRARY	\$0.452700000000		
			Road:	COUNTY ROAD	\$1.691388950432		
			School:	ROCHESTER S.D. #401		\$2.050219125436	
			Fire:	FIRE DISTRICT #01	\$1.500000000000		
				FIRE DISTRICT #14		\$0.532394073929	
			Other:	CEMETERY DISTRICT #1	\$0.062365169901		
				PUD #1	\$0.010319589075		
510	\$8.314649333260	\$1.530029634656	City:	CITY OF BUCODA	\$2.900199749202		
	\$3.296589631333	\$2.793239539692	EMS:	MEDIC ONE	\$0.409249420960		
			Port:	PORT OF OLYMPIA	\$0.218911399675		
Total:	\$11.611238964593		Park:				
			Library:	TIMBERLAND LIBRARY	\$0.452700000000		
			Road:				
			School:	TENINO S.D. #402		\$3.296589631333	
			Other:	PUD #1	\$0.010319589075		
511	\$8.314649333260	\$1.530029634656	City:	CITY OF BUCODA	\$2.900199749202		
	\$2.572161774715	\$2.793239539692	EMS:	MEDIC ONE	\$0.409249420960		
			Port:	PORT OF OLYMPIA	\$0.218911399675		
Total:	\$10.886811107975		Park:				
			Library:	TIMBERLAND LIBRARY	\$0.452700000000		
			Road:				
			School:	CENTRALIA S.D. #401L		\$2.572161774715	
			Other:	PUD #1	\$0.010319589075		

TCA	Regular Rate/ Excess Rate	County/State of Washington	Levy	District	Rates		
					Regular	Excess	
515	\$7.105838534490	\$1.530029634656	City:				
	\$2.572161774715	\$2.793239539692	EMS:	MEDIC ONE	\$0.409249420960		
			Port:	PORT OF OLYMPIA	\$0.218911399675		
Total:	\$9.678000309205		Park:				
			Library:	TIMBERLAND LIBRARY	\$0.452700000000		
			Road:	COUNTY ROAD	\$1.691388950432		
			School:	CENTRALIA S.D. #401L			\$2.572161774715
			Other:	PUD #1	\$0.010319589075		
516	\$8.105838534490	\$1.530029634656	City:				
	\$2.572161774715	\$2.793239539692	EMS:	MEDIC ONE	\$0.409249420960		
			Port:	PORT OF OLYMPIA	\$0.218911399675		
Total:	\$10.678000309205		Park:				
			Library:	TIMBERLAND LIBRARY	\$0.452700000000		
			Road:	COUNTY ROAD	\$1.691388950432		
			School:	CENTRALIA S.D. #401L			\$2.572161774715
			Fire:	FIRE DISTRICT #16	\$1.000000000000		
			Other:	PUD #1	\$0.010319589075		
530	\$8.147996061819	\$1.530029634656	City:	CITY OF TENINO	\$2.733546477761		\$0.412845239763
	\$3.709434871096	\$2.793239539692	EMS:	MEDIC ONE	\$0.409249420960		
			Port:	PORT OF OLYMPIA	\$0.218911399675		
Total:	\$11.857430932915		Park:				
			Library:	TIMBERLAND LIBRARY	\$0.452700000000		
			Road:				
			School:	TENINO S.D. #402			\$3.296589631333
			Other:	PUD #1	\$0.010319589075		
540	\$7.105838534490	\$1.530029634656	City:				
	\$3.296589631333	\$2.793239539692	EMS:	MEDIC ONE	\$0.409249420960		
			Port:	PORT OF OLYMPIA	\$0.218911399675		
Total:	\$10.402428165823		Park:				
			Library:	TIMBERLAND LIBRARY	\$0.452700000000		
			Road:	COUNTY ROAD	\$1.691388950432		
			School:	TENINO S.D. #402			\$3.296589631333
			Other:	PUD #1	\$0.010319589075		
542	\$8.105838534490	\$1.530029634656	City:				
	\$3.296589631333	\$2.793239539692	EMS:	MEDIC ONE	\$0.409249420960		
			Port:	PORT OF OLYMPIA	\$0.218911399675		
Total:	\$11.402428165823		Park:				
			Library:	TIMBERLAND LIBRARY	\$0.452700000000		
			Road:	COUNTY ROAD	\$1.691388950432		
			School:	TENINO S.D. #402			\$3.296589631333
			Fire:	FIRE DISTRICT #16	\$1.000000000000		
			Other:	PUD #1	\$0.010319589075		

TCA	Regular Rate/ Excess Rate	County/State of Washington	Levy	District	Rates	
					Regular	Excess
544	\$8.605838534490	\$1.530029634656	City:			
	\$3.828983705262	\$2.793239539692	EMS:	MEDIC ONE	\$0.409249420960	
			Port:	PORT OF OLYMPIA	\$0.218911399675	
			Park:			
Total:	\$12.434822239752		Library:	TIMBERLAND LIBRARY	\$0.452700000000	
			Road:	COUNTY ROAD	\$1.691388950432	
			School:	TENINO S.D. #402		\$3.296589631333
			Fire:	FIRE DISTRICT #01	\$1.500000000000	
				FIRE DISTRICT #14		\$0.532394073929
			Other:	PUD #1	\$0.010319589075	
545	\$7.952833197793	\$1.530029634656	City:			
	\$3.553402110120	\$2.793239539692	EMS:	MEDIC ONE	\$0.409249420960	
			Port:	PORT OF OLYMPIA	\$0.218911399675	
			Park:			
Total:	\$11.506235307913		Library:	TIMBERLAND LIBRARY	\$0.452700000000	
			Road:	COUNTY ROAD	\$1.691388950432	
			School:	TENINO S.D. #402		\$3.296589631333
			Fire:	FIRE DISTRICT #04	\$0.846994663303	\$0.256812478787
			Other:	PUD #1	\$0.010319589075	
555	\$8.323776933698	\$1.530029634656	City:			
	\$3.723084813741	\$2.793239539692	EMS:	MEDIC ONE	\$0.409249420960	
			Port:	PORT OF OLYMPIA	\$0.218911399675	
			Park:			
Total:	\$12.046861747439		Library:	TIMBERLAND LIBRARY	\$0.452700000000	
			Road:	COUNTY ROAD	\$1.691388950432	
			School:	TENINO S.D. #402		\$3.296589631333
			Fire:	FIRE DISTRICT #06	\$1.217938399208	\$0.426495182408
			Other:	PUD #1	\$0.010319589075	
560	\$8.604893899545	\$1.530029634656	City:			
	\$3.486261886405	\$2.793239539692	EMS:	MEDIC ONE	\$0.409249420960	
			Port:	PORT OF OLYMPIA	\$0.218911399675	
			Park:			
Total:	\$12.091155785950		Library:	TIMBERLAND LIBRARY	\$0.452700000000	
			Road:	COUNTY ROAD	\$1.691388950432	
			School:	TENINO S.D. #402		\$3.296589631333
			Fire:	FIRE DISTRICT #11	\$1.499055365055	\$0.189672255072
			Other:	PUD #1	\$0.010319589075	

TCA	Regular Rate/ Excess Rate	County/State of Washington	Levy	District	Rates		
					Regular	Excess	
561	\$8.205838534490	\$1.530029634656	City:				
	\$3.569385872156	\$2.793239539692	EMS:	MEDIC ONE	\$0.409249420960		
			Port:	PORT OF OLYMPIA	\$0.218911399675		
Total:	\$11.775224406646		Park:				
			Library:	TIMBERLAND LIBRARY	\$0.452700000000		
			Road:	COUNTY ROAD	\$1.691388950432		
			School:	TENINO S.D. #402			\$3.296589631333
			Fire:	FIRE DISTRICT #12	\$1.100000000000		\$0.272796240823
			Other:	PUD #1	\$0.010319589075		
562	\$8.268203704391	\$1.530029634656	City:				
	\$3.569385872156	\$2.793239539692	EMS:	MEDIC ONE	\$0.409249420960		
			Port:	PORT OF OLYMPIA	\$0.218911399675		
Total:	\$11.837589576547		Park:				
			Library:	TIMBERLAND LIBRARY	\$0.452700000000		
			Road:	COUNTY ROAD	\$1.691388950432		
			School:	TENINO S.D. #402			\$3.296589631333
			Fire:	FIRE DISTRICT #12	\$1.100000000000		\$0.272796240823
			Other:	CEMETERY DISTRICT #1	\$0.062365169901		
				PUD #1	\$0.010319589075		
565	\$7.168203704391	\$1.530029634656	City:				
	\$3.296589631333	\$2.793239539692	EMS:	MEDIC ONE	\$0.409249420960		
			Port:	PORT OF OLYMPIA	\$0.218911399675		
Total:	\$10.464793335724		Park:				
			Library:	TIMBERLAND LIBRARY	\$0.452700000000		
			Road:	COUNTY ROAD	\$1.691388950432		
			School:	TENINO S.D. #402			\$3.296589631333
			Other:	CEMETERY DISTRICT #1	\$0.062365169901		
				PUD #1	\$0.010319589075		
567	\$8.668203704391	\$1.530029634656	City:				
	\$3.828983705262	\$2.793239539692	EMS:	MEDIC ONE	\$0.409249420960		
			Port:	PORT OF OLYMPIA	\$0.218911399675		
Total:	\$12.497187409653		Park:				
			Library:	TIMBERLAND LIBRARY	\$0.452700000000		
			Road:	COUNTY ROAD	\$1.691388950432		
			School:	TENINO S.D. #402			\$3.296589631333
			Fire:	FIRE DISTRICT #01	\$1.500000000000		
				FIRE DISTRICT #14			\$0.532394073929
			Other:	CEMETERY DISTRICT #1	\$0.062365169901		
				PUD #1	\$0.010319589075		

This page is blank on purpose.

Taxable Values used to set Regular Levies by Tax Code Area (TCA)

Location	TCA	Taxable Value	Location	TCA	Taxable Value	Location	TCA	Taxable Value
Olympia	110	3,267,926,010	FD3	239	1,982,102,212	FD6	465	409,287,338
Olympia	114	429,372,944	Lacey/FD3Bond	240	421,578,504	FD9	470	18,278,237
Olympia	126	7,281,803	Lacey	241	2,028,768,035	FD11	471	475,427,298
Olympia/FD3Bond	127	4,166,419	FD3	243	96,025,606	*	475	2,739,160
Olympia/FD3Bond	128	9,537,511	Lacey	245	48,260,551	FD11	485	40,487,760
Olympia/FD3Bond	129	17,885,324	FD6	246	212,083,273	FD12	486	503,200
Olympia/FD6Bond	130	8,003,249	Lacey/FD3Bond	247	496,150	FD12	487	26,124,083
FD15	132	2,885,226	FD8	250	673,936,217	FD1	490	367,102,106
*	135	81,981,691	Lacey/FD6Bond	251	1,996,978	*	495	28,008,868
FD3	141	258,445,471	Lacey/FD8Bond	252	1,058,978	FD16	497	1,351,408
FD6	146	105,285,389	Rainier/FD4	310	66,908,143	FD1/FD14Bond	498	184,591,796
FD7	150	383,912,590	*	320	20,806,005	Bucoda	510	16,868,652
FD8	155	19,908,158	*	322	1,376,628	Bucoda	511	387,487
FD9	160	867,612,863	FD2	325	17,103,335	*	515	10,547,105
Yelm	170	309,559,318	FD2	327	7,042,048	FD16	516	29,264,599
Yelm	171	2,663,048	FD4	335	165,758,988	Tenino	530	73,345,572
FD2	182	504,035,699	FD4	336	6,935,268	*	540	48,655,718
FD3	185	185,132,843	*	345	35,311,816	FD16	542	3,063,723
FD4	211	22,340,244	FD13	346	530,658,825	FD1/FD14Bond	544	6,369,781
FD6	215	48,939,248	FD9	355	85,157,356	FD4	545	5,542,478
*	220	6,052,629	Tumwater	440	1,203,936,255	FD6	555	132,430,257
*	221	63,814,792	Tumwater/FD6Bond	441	861,951	FD11	560	78,265,798
FD17	225	155,269,437	Tumwater	442	65,924,482	FD12	561	171,271,960
*	236	48,741,445	*	450	59,145,665	FD12	562	30,328,470
*	237	739,850	FD15	451	80,740,428	*	565	4,141,068
FD3	238	15,211,715	FD5	455	491,076,942	FD1/FD14Bond	567	4,825,065
			FD3	458	3,979,356			*TCA with no fire district levy.



Patricia Costello, Assessor

Assessor's Office

2000 Lakeridge Drive SW

Olympia WA 98502-6045