

Statistical Report of 2005 Assessments for Taxes Payable in 2006



THURSTON COUNTY

WASHINGTON

SINCE 1852

Office of the Assessor
Patricia Costello, Assessor

TABLE OF CONTENTS: Statement of 2005 Assessments for Taxes Collected in 2006

Message from the Thurston County Assessor	1
Taxation Flow Chart	2
Thurston County Assessor’s Office Mission and Contacts	3
“Home Sales Sizzle in 2005” reprint from The Olympian	4 - 5
Summary of Taxing District Levy Increases (2004 – 2006)	6 - 7
2006 Tax Distribution Pie Chart	8
Certified Values By Taxing District for 2006 Tax Year	9 – 13
Assessed Values, Levy Rates and Taxes	14 – 20
How Tax Rates Are Determined	21
Consolidated Tax Code Areas (TCA) and Rates	22 - 40
TCA 110 – TCA 135.....	22 - 23
TCA 141 – TCA 182.....	24 - 25
TCA 185 – TCA 238	26 - 27
TCA 239 – TCA 252.....	28 - 29
TCA 310 – TCA 345	30 - 31
TCA 346 – TCA 458	32 - 33
TCA 465 – TCA 490	34 - 35
TCA 495 – TCA 540	36 - 37
TCA 542 – TCA 565	38 – 39
TCA 567	40
Taxable Values Used to Set Regular Levies by Tax Code Area (TCA).....	Inside Back Cover



A Message from the Thurston County Assessor – Patricia Costello

Statement of 2005 Assessed Values for Property Taxes Collected in 2006

This annual report offers statistics on the 2005 assessed values for property taxes due in 2006. Thurston County continues to have a strong real estate market with a lot of new construction and new developments. Homes are selling quickly, sometimes for more than the asking price. Property assessments are updated annually and are based on fair market value as of January 1.

Countywide Results of Real Property Revaluation

- Thurston County's assessed values totaled \$19.93 billion.
- This represents an increase of \$2.6 billion over the previous year.
- The percent increase in total assessed value for real property is 15.2%.
- 5.3% of the increase is due to New Construction and 9.9% is due to revaluation.

Historical Overview of All Property Values* (Real, Personal, State Assessed Utilities) and Taxes Levied on Them

Tax Year	Total Assessed Values*	New Construction	Average Tax Rate/\$1,000	Property Taxes Levied
2006	\$19.930 billion	\$695 million	12.119	\$241.557 million
2005	\$17.300	\$555	13.119	\$226.669
2004	\$15.351	\$452.5	13.794	\$211.428
2003	\$14.146	\$354.7	14.247	\$201.309
2002	\$13.038	\$313.8	14.839	\$193.218
2001	\$12.208	\$335.8	15.242	\$185.783
2000	\$11.454	\$317.6	15.477	\$176.969

* Shows assessed values after reduction for exemptions.

Please check our website (www.co.thurston.wa.us/assessor) for other information and a schedule of Assessor Community Meetings for 2006.

TAXING RESPONSIBILITIES OF GOVERNMENT FLOW CHART

Taxing Authorities	The Assessor's Office	The Treasurer's Office
<p>MAKE & UPHOLD THE TAX LAWS that govern Levies and Tax Rates.</p>	<p>DETERMINES THE FAIR MARKET VALUE of Real and Personal Property.</p>	<p>SENDS BILLS AND COLLECTS TAXES from Property Owners.</p>
<p>These taxing authorities include</p> <ul style="list-style-type: none"> • State Legislature • Department of Revenue • Local Government <ul style="list-style-type: none"> • County, Cities and Towns • Local Taxing Districts <ul style="list-style-type: none"> • Cemeteries • Fire Districts • Libraries • Medic One • Ports • Roads • Schools <p>Local Taxing Districts submit certified budgets to the county commissioners with a request to levy taxes for upcoming tax year.</p>	<p>Professional Appraisers and Service Representatives</p> <ul style="list-style-type: none"> • Track data on parcels. • Appraise properties. • Provide information to individuals, businesses, and community groups. • Send out valuation notices and renewal reminders. • Assist the public in enrolling in appropriate exemption or special use programs. • Coach individuals on how to use self-help stations to locate details about parcels in the county. • Ensure budgets of the taxing districts comply with state legal requirements. • Calculate the Levy Rate. • Create and certify the tax roll. 	<p style="text-align: center;">The Treasurer's staff</p> <ul style="list-style-type: none"> • Send tax bills to property owners. • Collect the property taxes from taxpayers with parcels in Thurston County. <ul style="list-style-type: none"> • First Half payable by April 30 • Second Half payable by Oct 31 <p>Distribute appropriate amounts to the taxing districts.</p>

Thurston County Assessor's Office
Patricia Costello, Assessor
2000 Lakeridge Drive SW Olympia, WA 98502
www.co.thurston.wa.us/assessor **(360) 786-5410**

The mission of the Thurston County Assessor's Office is

- ❖ To appraise all property on a fair and equitable basis,
- ❖ To maintain accurate and easily accessible property information, and
- ❖ To provide accurate tax assessments.

Assessment Information:

The County Assessor determines current market value of all property in Thurston County for tax purposes. Levy amounts are based on budgets submitted by taxing districts. Each year all properties are revalued to Fair Market Value with one-sixth of the county being physically inspected. Appraisers use valid sales data and current replacement costs (based on labor and material, less depreciation) to arrive at fair market value. This ensures that each owner pays a proportional share of property taxes that support public services, such as schools, libraries, roads, fire, police, and emergency services.

www.co.thurston.wa.us/assessor

(360) 786-5410 FAX: (360) 754-2958

Appeal Information:


The Board of Equalization is an independent body whose members are appointed by the Thurston County Board of Commissioners to determine questions of value. They accept appeal petitions, schedule hearings and issue appeal judgments.

E-Mail: elderr@co.thurston.wa.us

(360) 786-5135 FAX **(360) 357-2489**

Property Record Information:

1. Go to www.co.thurston.wa.us/assessor.
2. Then go to Assessor's **Parcel Look-Up System A+** and press enter.
3. Input 11-digit parcel number OR input only the name of the street.
4. View details by clicking on the categories listed at the top of the page.



Published Dec. 25, 2005 The Olympian

Home sales sizzle in 2005

Median price in county increases nearly 23 percent

By Rolf Boone

The Olympian

The blistering pace of the South Sound real estate market continued in 2005, with the percent increase in number of homes sold and in median prices reaching double-digit territory for the January to November period, according to regional data.

But as hot as the Thurston County real estate market has been the past few years, real estate experts expect the market to cool off somewhat next year.

For the January to November period this year, the number of homes sold rose by 11 percent, while the median price of a home rose by almost 23 percent, from \$184,900 to \$226,950, according to Olympic Multiple Listing Service data.

“It was a very robust year,” said Olympic MLS manager Jerry Wilkins.

Slowing expected

Wilkins said, however, he doesn't expect to see quite the increase in median prices that the real estate market experienced in 2005.

Between August and November this year, compared with the same period in 2004, the median price of a home either increased by almost 30 percent or exceeded that figure, according to Olympic MLS data.

In 2006, the median price of a home in Thurston County will continue to rise but could be affected by inventory levels and an expected rise in mortgage rates, Wilkins said.

Still, he expects median prices next year to rise between 10 percent and 20 percent, compared with increases of between 26 percent and 34 percent that the South Sound real estate market experienced toward the end of 2005.

Jeff Crandell, a real estate broker with Lacey-based Abbey Realty Inc., said 2005 was another good year for real estate, and though next year should slow down a bit, he foresees no sudden drop in the value of real estate.

“It won't be as feverish as the last few years have been,” he said.

Crandell said he expects next year to be less of a seller's market and that fewer homes will receive multiple offers from prospective buyers. Homes also will take longer to sell, he said.

A Thurston County home took an average of 46 days to sell between January and November of this year, compared with 52 days for the same period last year, according to Olympic MLS data.

Like Crandell, Dennis Adams, broker and owner of Virgil Adams Real Estate of Olympia, said it might be harder for sellers to get a higher price for their home.

“People reaching for the highest possible price will be staying on the market longer,” Adams said.

Next year, the average time for a home to sell could be pushed to 60 days, he said.

Regardless, Crandell said homes priced around \$200,000 will be very competitive and the market will continue to be driven by people moving from King and Pierce counties.

Single-family units

Last month, the median price of a single-family home in King County, excluding condominiums, was \$389,000, or 70 percent higher than the median price of a home in Thurston County, according to Northwest Multiple Listing Service data.

As a result, home builders are preparing for more people to move to Thurston County, with close to 10,000 homes proposed for Olympia, Lacey and Tumwater during the next two to five years.

In Olympia, the city has under review 5,200 single-family home lots to be built during the next two to five years, according to Tom Hill, permitting and inspection services manager for the community planning and development department.

Lacey has about 4,000 single-family home lots under review to be built out during the next three to five years, and in Tumwater, the city has 1,600 single-family lots under review, according to John Darnall, assistant director of development services.

Two developments stand out in Darnall’s mind: The 600 homes that are proposed for the Tuwwater Highlands development, and another 168 lots for Bradbury Estates.

“Annexations are coming in faster than I can handle,” he said.

But it will be interesting how quickly shoppers buy all of the new homes coming onto the market, said Jan Ward, a principal with the Ward Lending Group of Olympia.

Ward, whose firm doubled the amount of loan volume it originally had forecasted for 2005, said that though mortgage interest rates will continue to rise next year, an interest rate of 7 percent still is considered affordable.

Summary of Taxing District Levy Increases From 2004 to 2006

Taxing District	2004	2005	2006	% Increase From		% Increase From 04 to 06
				04 to 05	05 to 06	
Cities & Towns:						
Bucoda	49,168	50,046	51,152	1.79%	2.21%	4.04%
Lacey	6,847,608	7,011,019	7,450,993	2.39%	6.28%	8.81%
Olympia	9,368,015	9,959,086	10,258,295	6.31%	3.00%	9.50%
Rainier	113,340	146,974	151,916	29.68%	3.36%	34.04%
Tenino	221,965	230,434	248,900	3.82%	8.01%	12.13%
Tumwater	3,812,668	3,828,345	4,156,056	0.41%	8.56%	9.01%
Yelm	740,066	799,003	870,484	7.96%	8.95%	17.62%
Total	21,152,830	22,024,907	23,187,796	4.12%	5.28%	9.62%
Fire Districts:						
District 1 (Rochester/Grand Mound)	676,561	844,333	881,359	24.80%	4.39%	30.27%
District 2 (Yelm)	632,238	658,574	700,578	4.17%	6.38%	10.81%
District 3 (Lacey)	3,873,075	4,660,983	4,867,454	20.34%	4.43%	25.67%
District 4 (Rainier)	298,566	294,469	304,769	-1.37%	3.50%	2.08%
District 5 (Black Lake)	823,140	987,734	1,022,593	20.00%	3.53%	24.23%
District 6 (East Olympia)	1,374,590	1,490,100	1,653,688	8.40%	10.98%	20.30%
District 7 (North Olympia)	383,169	456,905	473,800	19.24%	3.70%	23.65%
District 8 (South Bay)	983,129	1,231,740	1,218,975	25.29%	-1.04%	23.99%
District 9 (McLane)	1,216,881	1,578,187	1,657,518	29.69%	5.03%	36.21%
District 11 (Littlerock)	837,827	1,002,502	1,274,889	19.66%	27.17%	52.17%
District 12 (Tenino)	275,028	312,939	315,757	13.78%	0.90%	14.81%
District 13 Griffin)	708,073	745,507	1,043,354	5.29%	39.95%	47.35%
District 14 (Merged into #1)	122,261	103,469	104,857	-15.37%	1.34%	-14.24%
District 15 (Munn Lake)	66,205	67,474	69,383	1.92%	2.83%	4.80%
District 16 (Gibson Valley)	31,760	33,680	36,270	6.05%	7.69%	14.20%
District 17 (Bald Hills)	217,356	257,795	303,083	18.60%	17.57%	39.44%
Total	12,519,859	14,726,391	15,928,327	17.62%	8.16%	27.22%

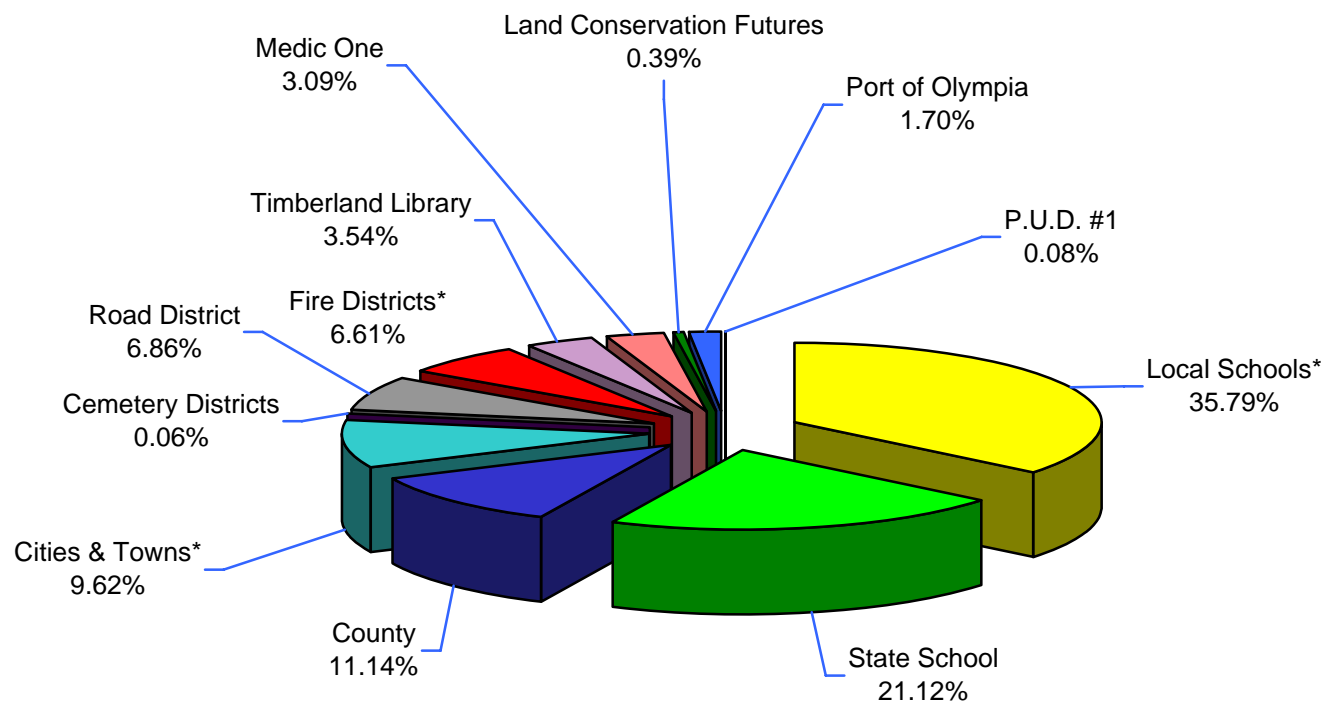
Note: Includes regular and voter-approved (excess) levies.

Summary of Taxing District Levy Increases From 2004 to 2006

Taxing District	2004	2005	2006	% Increase From		% Increase From 04 to 06
				04 to 05	05 to 06	
School Districts:						
Centralia	86,124	103,235	100,824	19.87%	-2.34%	17.07%
Griffin	2,203,338	2,255,880	2,399,085	2.38%	6.35%	8.88%
North Thurston	25,841,433	25,193,039	26,490,224	-2.51%	5.15%	2.51%
Olympia	22,015,293	26,272,843	27,557,884	19.34%	4.89%	25.18%
Rainier	1,125,268	1,201,995	1,228,551	6.82%	2.21%	9.18%
Rochester	2,799,937	1,323,809	3,268,955	-52.72%	146.94%	16.75%
Tenino	1,794,746	1,881,913	2,048,706	4.86%	8.86%	14.15%
Tumwater	14,641,586	15,201,362	16,082,052	3.82%	5.79%	9.84%
Yelm	6,235,483	6,820,930	7,098,168	9.39%	4.06%	13.84%
State Schools	42,726,993	48,315,197	50,902,822	13.08%	5.36%	19.14%
Total	119,470,201	128,570,203	137,177,271	7.62%	6.69%	14.82%
Other Districts:						
Tanglewilde Park & Rec	-	95,400	-			
Timberland Library	7,210,502	7,833,948	8,538,355	8.65%	8.99%	18.42%
Port of Olympia	3,788,243	3,788,249	4,097,435	0.00%	8.16%	8.16%
PUD	171,743	178,580	186,785	3.98%	4.59%	8.76%
Cemetery Dist. 1	38,653	40,317	42,229	4.30%	4.74%	9.25%
Cemetery Dist. 2	85,411	91,320	98,864	6.92%	8.26%	15.75%
Thurston County	24,423,906	25,581,095	26,860,070	4.74%	5.00%	9.97%
Thurston County Roads	14,949,620	15,760,627	16,536,861	5.42%	4.93%	10.62%
Medic One	6,761,652	7,082,038	7,436,118	4.74%	5.00%	9.97%
Conservation Futures	855,452	895,982	940,779	4.74%	5.00%	9.97%
Total	58,285,182	61,347,556	64,737,496	5.25%	5.53%	11.07%
Grand Totals	211,428,072	226,669,057	241,030,890	7.21%	6.34%	14.00%

Note: Includes regular and voter-approved (excess) levies.

Where Property Tax Dollars Go (Distribution of 2006 Property Tax Dollars)



This chart shows how property taxes collected in 2006 are distributed among the 43 taxing districts throughout Thurston County. About 38 percent of the property taxes come from excess levies approved by a vote of the people. Voters see the value in good schools, good fire protection, and good emergency response and "give permission" for increased taxes when they pass property tax levies.

* = includes voter-approved levies



THURSTON COUNTY

Certified Values For Tax Year 2006

Taxing District	A New Construction & Added Improvement	B * Real & Personal	C Timber Value	D State Assessed Utilities	B + C * Total Certified
CEMETERY DISTRICT #1					
Levy: CEMETERY I-ROCHESTER	\$24,185,741	\$736,819,437	\$0	\$12,182,477	\$736,819,437
CEMETERY DISTRICT #2					
Levy: CEMETERY II-YELM	\$77,721,195	\$1,279,783,291	\$0	\$29,714,129	\$1,279,783,291
CENTRALIA S.D. #401L					
Levy: CENTRALIA S.D. 401L BOND CMBD	\$1,051,350	\$42,114,031	\$8,665,918	\$13,551,189	\$50,779,949
Levy: CENTRALIA S.D. 401L M&O	\$1,051,350	\$42,114,031	\$4,332,959	\$13,551,189	\$46,446,990
CITY OF BUCODA					
Levy: CITY OF BUCODA GEN EXP	\$91,950	\$21,126,100	\$0	\$1,256,379	\$21,126,100
CITY OF LACEY					
Levy: CITY OF LACEY 2001 FIRE SAFETY BOND	\$152,654,097	\$2,861,676,039	\$59,258	\$40,486,241	\$2,861,735,297
Levy: CITY OF LACEY 2003 PARK IMP BOND	\$152,654,097	\$2,861,676,039	\$59,258	\$40,486,241	\$2,861,735,297
Levy: CITY OF LACEY GEN EXP	\$152,654,097	\$2,886,750,373	\$0	\$40,486,241	\$2,886,750,373
CITY OF OLYMPIA					
Levy: CITY OF OLY GEN EXP	\$75,047,412	\$4,245,662,697	\$0	\$93,080,625	\$4,245,662,697
CITY OF RAINIER					
Levy: CITY OF RAINIER GEN EXP	\$696,500	\$77,645,508	\$0	\$1,408,677	\$77,645,508
CITY OF TENINO					
Levy: CITY OF TENINO BOND	\$4,337,400	\$86,135,481	\$0	\$3,339,023	\$86,135,481
Levy: CITY OF TENINO GEN EXP	\$4,337,400	\$87,300,921	\$0	\$3,339,023	\$87,300,921

Taxing District	A New Construction & Added Improvement	B * Real & Personal	C Timber Value	D State Assessed Utilities	B + C * Total Certified
CITY OF TUMWATER					
Levy: CITY OF TUM BOND COMB	\$70,496,261	\$1,471,006,102	\$100,571	\$24,536,581	\$1,471,106,673
Levy: CITY OF TUM GEN EXP	\$70,496,261	\$1,480,470,617	\$0	\$24,536,581	\$1,480,470,617
CITY OF YELM					
Levy: CITY OF YELM GEN EXP	\$23,069,580	\$367,760,271	\$0	\$10,243,912	\$367,760,271
CONSERVATION FUTURES					
Levy: CONSERVATION FUTURES	\$692,144,235	\$19,930,800,551	\$0	\$366,011,987	\$19,930,800,551
COUNTY ROAD					
Levy: ROAD DISTRICT	\$365,751,035	\$10,764,084,064	\$0	\$191,660,549	\$10,764,084,064
FIRE DISTRICT #01					
Levy: F.D.#01 EXP-ROCH/GRD MND	\$19,054,941	\$640,549,988	\$0	\$11,680,749	\$640,549,988
FIRE DISTRICT #02					
Levy: YELM FIRE DISTRICT NO. 2	\$28,405,365	\$647,026,401	\$0	\$16,150,365	\$647,026,401
FIRE DISTRICT #03					
Levy: F.D.#03 BOND NEW (1988)	\$102,667,915	\$3,392,083,838	\$409,200	\$48,522,526	\$3,392,493,038
Levy: F.D.#03 BOND 20 YR (2000)	\$85,407,815	\$2,886,098,435	\$409,200	\$39,587,888	\$2,886,507,635
Levy: F.D.#03 EXPENSE-LACEY	\$85,407,815	\$2,922,706,108	\$0	\$39,587,888	\$2,922,706,108
FIRE DISTRICT #04					
Levy: F.D.#04 2003 BOND 10 YRS	\$12,408,900	\$306,743,696	\$614,080	\$11,870,194	\$307,357,776
Levy: F.D.#04 EXPENSE-RAINIER	\$12,408,900	\$310,120,156	\$0	\$11,870,194	\$310,120,156
FIRE DISTRICT #05					
Levy: F.D.#05 2004 BOND 20 YEARS	\$27,929,572	\$575,580,791	\$687,733	\$7,230,676	\$576,268,524
Levy: F.D.#05 EXP-BLACK LAKE	\$27,929,572	\$581,645,456	\$0	\$7,230,676	\$581,645,456
FIRE DISTRICT #06					
Levy: F.D.#06 2005 BOND 6 YEARS	\$47,133,816	\$1,070,911,349	\$842,888	\$20,689,659	\$1,071,754,237
Levy: F.D.#06 EXP-EAST OLYMPIA	\$46,123,216	\$1,074,890,309	\$0	\$20,672,491	\$1,074,890,309

Taxing District	A New Construction & Added Improvement	B * Real & Personal	C Timber Value	D State Assessed Utilities	B + C * Total Certified
FIRE DISTRICT #07					
Levy: F.D.#07 BOND-NORTH OLY	\$7,058,490	\$423,460,533	\$56,080	\$2,127,895	\$423,516,613
Levy: F.D.#07 EXP-NORTH OLY	\$7,058,490	\$427,172,547	\$0	\$2,127,895	\$427,172,547
FIRE DISTRICT #08					
Levy: F.D.#08 BOND 20 YRS (97)	\$15,934,348	\$789,749,799	\$139,453	\$6,774,500	\$789,889,252
Levy: F.D.#08 EXP-SOUTH BAY	\$15,934,348	\$794,874,230	\$0	\$6,395,862	\$794,874,230
FIRE DISTRICT #09					
Levy: F.D.#09 2005 BOND 20 YEARS	\$28,494,520	\$1,116,156,829	\$10,120,457	\$20,649,542	\$1,126,277,286
Levy: F.D.#09 EXP-MCLANE	\$28,494,520	\$1,124,327,389	\$0	\$20,649,542	\$1,124,327,389
FIRE DISTRICT #11					
Levy: F.D.#11 BOND 2005	\$30,389,016	\$717,351,530	\$11,409,932	\$13,420,932	\$728,761,462
Levy: F.D.#11 BOND-LITTLE ROCK	\$30,389,016	\$717,351,530	\$11,409,932	\$13,420,932	\$728,761,462
Levy: F.D.#11 EXP-LITTLE ROCK	\$30,389,016	\$723,165,162	\$0	\$13,420,932	\$723,165,162
FIRE DISTRICT #12					
Levy: F.D.#12 BOND 7 YR (2001)	\$10,710,127	\$268,143,882	\$1,093,194	\$11,574,328	\$269,237,076
Levy: F.D.#12 EXP-TENINO	\$10,710,127	\$269,780,770	\$0	\$11,574,328	\$269,780,770
FIRE DISTRICT #13					
Levy: F.D.#13 BOND 20 YEAR	\$19,797,525	\$626,265,837	\$1,322,189	\$4,138,306	\$627,588,026
Levy: F.D.#13 EXP-GRIFFIN	\$19,797,525	\$631,207,759	\$0	\$4,138,306	\$631,207,759
FIRE DISTRICT #14					
Levy: F.D.#14 BOND 2001	\$5,569,167	\$221,712,075	\$936,730	\$3,144,306	\$222,648,805
FIRE DISTRICT #15					
Levy: F.D.#15 EXP-MUNN LAKE	\$1,536,250	\$92,419,314	\$0	\$877,352	\$92,419,314
FIRE DISTRICT #16					
Levy: F.D.#16 EXP-GIBSON VLY	\$695,650	\$36,270,108	\$0	\$8,068,347	\$36,270,108

Taxing District	A New Construction & Added Improvement	B * Real & Personal	C Timber Value	D State Assessed Utilities	B + C * Total Certified
FIRE DISTRICT #17					
Levy: F.D.#17 BOND	\$22,017,400	\$196,284,492	\$993,558	\$2,240,566	\$197,278,050
Levy: F.D.#17 EXP-BALD HILLS	\$22,017,400	\$198,381,596	\$0	\$2,240,566	\$198,381,596
GRIFFIN S.D. #324					
Levy: GRIFFIN S.D. 324 BOND	\$21,638,504	\$755,331,288	\$10,515,824	\$5,399,299	\$765,847,112
Levy: GRIFFIN S.D. 324 M&O	\$21,638,504	\$755,331,288	\$5,257,912	\$5,399,299	\$760,589,200
MEDIC ONE					
Levy: MEDIC 1 EXP	\$692,144,235	\$19,930,800,551	\$0	\$366,011,987	\$19,930,800,551
NORTH THURSTON S.D. #3					
Levy: N.THUR. S.D. 3 BOND NEW	\$265,623,912	\$6,798,210,199	\$3,693,642	\$92,559,339	\$6,801,903,841
Levy: N.THUR. S.D. 3 BOND OLD	\$264,075,712	\$6,781,475,219	\$3,693,642	\$92,506,085	\$6,785,168,861
Levy: N.THUR. S.D. 3 M&O	\$265,623,912	\$6,798,210,199	\$1,846,821	\$92,559,339	\$6,800,057,020
OLYMPIA S.D. #111					
Levy: OLY S.D. 111 BOND CMBD	\$111,965,083	\$5,713,345,284	\$11,315,904	\$112,205,676	\$5,724,661,188
Levy: OLY S.D. 111 M&O	\$111,965,083	\$5,713,345,284	\$5,657,952	\$112,205,676	\$5,719,003,236
PORT OF OLYMPIA					
Levy: PORT OF OLY G.O.BOND	\$692,144,235	\$19,930,800,551	\$0	\$366,011,987	\$19,930,800,551
PUD #1					
Levy: P.U.D. #1	\$692,144,235	\$19,930,800,551	\$0	\$366,011,987	\$19,930,800,551
RAINIER S.D. #307					
Levy: RAINIER S.D. 307 BOND NEW	\$11,269,750	\$322,930,768	\$19,122,671	\$13,660,582	\$342,053,439
Levy: RAINIER S.D. 307 M&O	\$11,269,750	\$322,930,768	\$9,561,335	\$13,660,582	\$332,492,103
ROCHESTER S.D. #401					
Levy: ROCHESTER S.D. 401 BOND CMBD	\$23,550,793	\$732,951,711	\$20,936,498	\$12,382,789	\$753,888,209
Levy: ROCHESTER S.D. 401 M&O	\$23,550,793	\$732,951,711	\$10,468,249	\$12,382,789	\$743,419,960

Taxing District	A New Construction & Added Improvement	B * Real & Personal	C Timber Value	D State Assessed Utilities	B + C * Total Certified
STATE OF WASHINGTON					
Levy: STATE OF WASHINGTON	\$692,144,235	\$19,922,127,329	\$0	\$366,011,987	\$19,922,127,329
Levy: STATE OF WASHINGTON REFUND	\$692,144,235	\$19,922,127,329	\$0	\$366,011,987	\$19,922,127,329
TANGLEWILDE PK					
Levy: TANGLEWILDE PARK & REC	\$93,150	\$104,879,282	\$0	\$738,119	\$104,879,282
TENINO S.D. #402					
Levy: TENINO S.D. 402 BOND CMBD	\$21,915,682	\$656,670,504	\$39,517,432	\$27,000,306	\$696,187,936
Levy: TENINO S.D. 402 M&O	\$21,915,682	\$656,670,504	\$19,758,716	\$27,000,306	\$676,429,220
THURSTON COUNTY					
Levy: CURRENT EXPENSE	\$692,144,235	\$19,930,800,551	\$0	\$366,011,987	\$19,930,800,551
TIMBERLAND LIBRARY					
Levy: TIMBERLAND RGNL LIBR	\$692,144,235	\$19,930,800,551	\$0	\$366,011,987	\$19,930,800,551
TUMWATER S.D. #33					
Levy: TUMWATER S.D. 33 BOND	\$152,314,023	\$3,219,538,209	\$18,354,182	\$58,116,680	\$3,237,892,391
Levy: TUMWATER S.D. 33 M&O	\$152,314,023	\$3,219,538,209	\$9,177,091	\$58,116,680	\$3,228,715,300
YELM S.D. #2					
Levy: YELM S.D. 2 BOND NEW	\$82,815,138	\$1,513,153,790	\$54,812,428	\$31,136,127	\$1,567,966,218
Levy: YELM S.D. 2 M&O	\$82,815,138	\$1,513,153,790	\$27,406,214	\$31,136,127	\$1,540,560,004

(End of Report)

**ASSESSED VALUES, LEVY RATES TAXES
FOR TAX YEAR 2006**

"Regular Value" includes values of property subject to regular (non-voter approved) levies and "Excess Value" includes values subject to excess (voter approved) levies. Values have been adjusted for all exemptions including senior citizens/disabled persons.

District / Levy	Regular Value	Excess Value	Timber Value	Rate	Real & Pers. Tax	Timber Tax	Total Tax
CEMETERY DISTRICT #1							
CEMETERY I-ROCHESTER	\$736,819,437			0.057312426735	\$42,228.91	\$0.00	\$42,228.91
Totals for CEMETERY DISTRICT #1				0.057312426735	\$42,228.91	\$0.00	\$42,228.91
CEMETERY DISTRICT #2							
CEMETERY II-YELM	\$1,279,783,291			0.077250453804	\$98,863.84	\$0.00	\$98,863.84
Totals for CEMETERY DISTRICT #2				0.077250453804	\$98,863.84	\$0.00	\$98,863.84
CENTRALIA S.D. #401L							
CENTRALIA S.D. 401L M&O		\$42,114,031	\$4,332,959	2.394060831568	\$100,823.55	\$10,373.37	\$111,196.92
Totals for CENTRALIA S.D. #401L				2.394060831568	\$100,823.55	\$10,373.37	\$111,196.92
CITY OF BUCODA							
CITY OF BUCODA GEN EXP	\$21,126,100			2.421277945290	\$51,152.16	\$0.00	\$51,152.16
Totals for CITY OF BUCODA				2.421277945290	\$51,152.16	\$0.00	\$51,152.16
CITY OF LACEY							
CITY OF LACEY GEN EXP	\$2,886,750,373			2.305152462173	\$6,654,399.73	\$0.00	\$6,654,399.73
CITY OF LACEY 2001 FIRE SAFETY		\$2,861,676,039	\$59,258	0.158253630402	\$452,870.62	\$9.38	\$452,880.00
CITY OF LACEY 2003 PARK IMP BO		\$2,861,676,039	\$59,258	0.120112436800	\$343,722.88	\$7.12	\$343,730.00
Totals for CITY OF LACEY				2.583518529375	\$7,450,993.23	\$16.50	\$7,451,009.73
CITY OF OLYMPIA							
CITY OF OLY GEN EXP	\$4,245,662,697			2.416182189237	\$10,258,294.59	\$0.00	\$10,258,294.59
Totals for CITY OF OLYMPIA				2.416182189237	\$10,258,294.59	\$0.00	\$10,258,294.59

District / Levy	Regular Value	Excess Value	Timber Value	Rate	Real & Pers. Tax	Timber Tax	Total Tax
CITY OF RAINIER							
CITY OF RAINIER GEN EXP	\$77,645,508			1.956533145485	\$151,916.01	\$0.00	\$151,916.01
Totals for CITY OF RAINIER				1.956533145485	\$151,916.01	\$0.00	\$151,916.01
CITY OF TENINO							
CITY OF TENINO GEN EXP	\$87,300,921			2.462746068853	\$215,000.00	\$0.00	\$215,000.00
CITY OF TENINO BOND		\$86,135,481		0.393566038135	\$33,900.00	\$0.00	\$33,900.00
Totals for CITY OF TENINO				2.856312106988	\$248,900.00	\$0.00	\$248,900.00
CITY OF TUMWATER							
CITY OF TUM GEN EXP	\$1,480,470,617			2.253205927693	\$3,335,805.17	\$0.00	\$3,335,805.17
CITY OF TUM BOND COMB		\$1,471,006,102	\$100,571	0.557612180718	\$820,250.92	\$56.08	\$820,307.00
Totals for CITY OF TUMWATER				2.810818108411	\$4,156,056.09	\$56.08	\$4,156,112.17
CITY OF YELM							
CITY OF YELM GEN EXP	\$367,760,271			2.366988385214	\$870,484.29	\$0.00	\$870,484.29
Totals for CITY OF YELM				2.366988385214	\$870,484.29	\$0.00	\$870,484.29
CONSERVATION FUTURES							
CONSERVATION FUTURES	\$19,930,800,551			0.047202245971	\$940,778.55	\$0.00	\$940,778.55
Totals for CONSERVATION FUTURES				0.047202245971	\$940,778.55	\$0.00	\$940,778.55
COUNTY ROAD							
ROAD DISTRICT	\$10,764,084,064			1.536299831149	\$16,536,860.53	\$0.00	\$16,536,860.53
Totals for COUNTY ROAD				1.536299831149	\$16,536,860.53	\$0.00	\$16,536,860.53
FIRE DISTRICT #01							
F.D.#01 EXP-ROCH/GRD MND	\$640,549,988			1.375940795428	\$881,358.86	\$0.00	\$881,358.86
Totals for FIRE DISTRICT #01				1.375940795428	\$881,358.86	\$0.00	\$881,358.86

District / Levy	Regular Value	Excess Value	Timber Value	Rate	Real & Pers. Tax	Timber Tax	Total Tax
FIRE DISTRICT #02							
YELM FIRE DISTRICT NO. 2	\$647,026,401			1.082765431082	\$700,577.82	\$0.00	\$700,577.82
Totals for FIRE DISTRICT #02				1.082765431082	\$700,577.82	\$0.00	\$700,577.82
FIRE DISTRICT #03							
F.D.#03 EXPENSE-LACEY	\$2,922,706,108			1.360920610222	\$3,977,570.98	\$0.00	\$3,977,570.98
F.D.#03 BOND 20 YR (2000)		\$2,886,098,435	\$409,200	0.162420148942	\$468,760.54	\$66.46	\$468,827.00
F.D.#03 BOND NEW (1988)		\$3,392,083,838	\$409,200	0.124148523013	\$421,122.20	\$50.80	\$421,173.00
Totals for FIRE DISTRICT #03				1.647489282177	\$4,867,453.72	\$117.26	\$4,867,570.98
FIRE DISTRICT #04							
F.D.#04 2003 BOND 10 YRS		\$306,743,696	\$614,080	0.213321429031	\$65,435.00	\$131.00	\$65,566.00
F.D.#04 EXPENSE-RAINIER	\$310,120,156			0.771747064386	\$239,334.32	\$0.00	\$239,334.32
Totals for FIRE DISTRICT #04				0.985068493417	\$304,769.32	\$131.00	\$304,900.32
FIRE DISTRICT #05							
F.D.#05 EXP-BLACK LAKE	\$581,645,456			1.351125349460	\$785,875.92	\$0.00	\$785,875.92
F.D.#05 2004 BOND 20 YEARS		\$575,580,791	\$687,733	0.411266605982	\$236,717.16	\$282.84	\$237,000.00
Totals for FIRE DISTRICT #05				1.762391955442	\$1,022,593.08	\$282.84	\$1,022,875.92
FIRE DISTRICT #06							
F.D.#06 2005 BOND 6 YEARS		\$1,070,911,349	\$842,888	0.448206298997	\$479,989.21	\$377.79	\$480,367.00
F.D.#06 EXP-EAST OLYMPIA	\$1,074,890,309			1.091923892301	\$1,173,698.41	\$0.00	\$1,173,698.41
Totals for FIRE DISTRICT #06				1.540130191298	\$1,653,687.62	\$377.79	\$1,654,065.41
FIRE DISTRICT #07							
F.D.#07 BOND-NORTH OLY		\$423,460,533	\$56,080	0.186533414688	\$78,989.54	\$10.46	\$79,000.00
F.D.#07 EXP-NORTH OLY	\$427,172,547			0.924240597325	\$394,810.21	\$0.00	\$394,810.21
Totals for FIRE DISTRICT #07				1.110774012013	\$473,799.75	\$10.46	\$473,810.21

District / Levy	Regular Value	Excess Value	Timber Value	Rate	Real & Pers. Tax	Timber Tax	Total Tax
FIRE DISTRICT #08							
F.D.#08 EXP-SOUTH BAY	\$794,874,230			1.352415211649	\$1,075,000.00	\$0.00	\$1,075,000.00
F.D.#08 BOND 20 YRS (97)		\$789,749,799	\$139,453	0.182304037731	\$143,974.58	\$25.42	\$144,000.00
Totals for FIRE DISTRICT #08				1.534719249380	\$1,218,974.58	\$25.42	\$1,219,000.00
FIRE DISTRICT #09							
F.D.#09 2005 BOND 20 YEARS		\$1,116,156,829	\$10,120,457	0.294776432169	\$329,016.73	\$2,983.27	\$332,000.00
F.D.#09 EXP-MCLANE	\$1,124,327,389			1.181596084021	\$1,328,500.84	\$0.00	\$1,328,500.84
Totals for FIRE DISTRICT #09				1.476372516190	\$1,657,517.57	\$2,983.27	\$1,660,500.84
FIRE DISTRICT #11							
F.D.#11 EXP-LITTLOCK	\$723,165,162			1.309515764533	\$946,996.18	\$0.00	\$946,996.18
F.D.#11 BOND 2005		\$717,351,530	\$11,409,932	0.457087836514	\$327,892.66	\$5,215.34	\$333,108.00
Totals for FIRE DISTRICT #11				1.766603601047	\$1,274,888.84	\$5,215.34	\$1,280,104.18
FIRE DISTRICT #12							
F.D.#12 BOND 7 YR (2001)		\$268,143,882	\$1,093,194	0.185709935433	\$49,796.98	\$203.02	\$50,000.00
F.D.#12 EXP-TENINO	\$269,780,770			0.985837018702	\$265,959.87	\$0.00	\$265,959.87
Totals for FIRE DISTRICT #12				1.171546954135	\$315,756.85	\$203.02	\$315,959.87
FIRE DISTRICT #13							
F.D.#13 EXP-GRIFFIN	\$631,207,759			1.400000000000	\$883,690.86	\$0.00	\$883,690.86
F.D.#13 BOND 20 YEAR		\$626,265,837	\$1,322,189	0.254944315971	\$159,662.92	\$337.08	\$160,000.00
Totals for FIRE DISTRICT #13				1.654944315971	\$1,043,353.78	\$337.08	\$1,043,690.86
FIRE DISTRICT #14							
F.D.#14 BOND 2001		\$221,712,075	\$936,730	0.472942129647	\$104,856.98	\$443.02	\$105,300.00
Totals for FIRE DISTRICT #14				0.472942129647	\$104,856.98	\$443.02	\$105,300.00

District / Levy	Regular Value	Excess Value	Timber Value	Rate	Real & Pers. Tax	Timber Tax	Total Tax
FIRE DISTRICT #15							
F.D.#15 EXP-MUNN LAKE	\$92,419,314			0.750741343958	\$69,383.00	\$0.00	\$69,383.00
Totals for FIRE DISTRICT #15				0.750741343958	\$69,383.00	\$0.00	\$69,383.00
FIRE DISTRICT #16							
F.D.#16 EXP-GIBSON VLY	\$36,270,108			1.000000000000	\$36,270.11	\$0.00	\$36,270.11
Totals for FIRE DISTRICT #16				1.000000000000	\$36,270.11	\$0.00	\$36,270.11
FIRE DISTRICT #17							
F.D.#17 BOND		\$196,284,492	\$993,558	0.177414567916	\$34,823.73	\$176.27	\$35,000.00
F.D.#17 EXP-BALD HILLS	\$198,381,596			1.352238843769	\$268,259.30	\$0.00	\$268,259.30
Totals for FIRE DISTRICT #17				1.529653411685	\$303,083.03	\$176.27	\$303,259.30
GRIFFIN S.D. #324							
GRIFFIN S.D. 324 M&O		\$755,331,288	\$5,257,912	1.674596483884	\$1,264,875.12	\$8,804.88	\$1,273,680.00
GRIFFIN S.D. 324 BOND		\$755,331,288	\$10,515,824	1.501605192447	\$1,134,209.38	\$15,790.62	\$1,150,000.00
Totals for GRIFFIN S.D. #324				3.176201676331	\$2,399,084.50	\$24,595.50	\$2,423,680.00
MEDIC ONE							
MEDIC 1 EXP	\$19,930,800,551			0.373096818714	\$7,436,118.28	\$0.00	\$7,436,118.28
Totals for MEDIC ONE				0.373096818714	\$7,436,118.28	\$0.00	\$7,436,118.28
NORTH THURSTON S.D. #3							
N.THUR. S.D. 3 BOND NEW		\$6,798,210,199	\$3,693,642	1.357142090771	\$9,226,137.20	\$5,012.80	\$9,231,150.00
N.THUR. S.D. 3 M&O		\$6,798,210,199	\$1,846,821	2.499979036940	\$16,995,382.99	\$4,617.01	\$17,000,000.00
N.THUR. S.D. 3 BOND OLD		\$6,781,475,219	\$3,693,642	0.039623184847	\$268,703.65	\$146.35	\$268,850.00
Totals for NORTH THURSTON S.D. #3				3.896744312558	\$26,490,223.84	\$9,776.16	\$26,500,000.00

District / Levy	Regular Value	Excess Value	Timber Value	Rate	Real & Pers. Tax	Timber Tax	Total Tax
OLYMPIA S.D. #111							
OLY S.D. 111 M&O		\$5,713,345,284	\$5,657,952	2.203181127908	\$12,587,534.51	\$12,465.49	\$12,600,000.00
OLY S.D. 111 BOND CMBD		\$5,713,345,284	\$11,315,904	2.620242405165	\$14,970,349.59	\$29,650.41	\$15,000,000.00
Totals for OLYMPIA S.D. #111				4.823423533073	\$27,557,884.10	\$42,115.90	\$27,600,000.00
PORT OF OLYMPIA							
PORT OF OLY G.O.BOND	\$19,930,800,551			0.205583061730	\$4,097,435.00	\$0.00	\$4,097,435.00
Totals for PORT OF OLYMPIA				0.205583061730	\$4,097,435.00	\$0.00	\$4,097,435.00
PUD #1							
P.U.D. #1	\$19,930,800,551			0.009371693301	\$186,785.35	\$0.00	\$186,785.35
Totals for PUD #1				0.009371693301	\$186,785.35	\$0.00	\$186,785.35
RAINIER S.D. #307							
RAINIER S.D. 307 BOND NEW		\$322,930,768	\$19,122,671	1.140172720205	\$368,196.85	\$21,803.15	\$390,000.00
RAINIER S.D. 307 M&O		\$322,930,768	\$9,561,335	2.664204629245	\$860,353.65	\$25,473.35	\$885,827.00
Totals for RAINIER S.D. #307				3.804377349450	\$1,228,550.50	\$47,276.50	\$1,275,827.00
ROCHESTER S.D. #401							
ROCHESTER S.D. 401 M&O		\$732,951,711	\$10,468,249	2.661046473593	\$1,950,418.57	\$27,856.50	\$1,978,275.07
ROCHESTER S.D. 401 BOND CMBD		\$732,951,711	\$20,936,498	1.798939911404	\$1,318,536.09	\$37,663.50	\$1,356,199.59
Totals for ROCHESTER S.D. #401				4.459986384997	\$3,268,954.66	\$65,520.00	\$3,334,474.66
STATE OF WASHINGTON							
STATE OF WASHINGTON REFUND	\$19,922,127,329			0.000862508291	\$17,183.00	\$0.00	\$17,183.00
STATE OF WASHINGTON	\$19,922,127,329			2.554227174621	\$50,885,639.00	\$0.00	\$50,885,639.00
Totals for STATE OF WASHINGTON				2.555089682912	\$50,902,822.00	\$0.00	\$50,902,822.00

District / Levy	Regular Value	Excess Value	Timber Value	Rate	Real & Pers. Tax	Timber Tax	Total Tax
TENINO S.D. #402							
TENINO S.D. 402 M&O		\$656,670,504	\$19,758,716	2.631465269936	\$1,728,005.63	\$51,994.37	\$1,780,000.00
TENINO S.D. 402 BOND CMBD		\$656,670,504	\$39,517,432	0.488373874953	\$320,700.72	\$19,299.28	\$340,000.00
Totals for TENINO S.D. #402				3.119839144889	\$2,048,706.35	\$71,293.65	\$2,120,000.00
THURSTON COUNTY							
CURRENT EXPENSE	\$19,930,800,551			1.347666408144	\$26,860,070.39	\$0.00	\$26,860,070.39
Totals for THURSTON COUNTY				1.347666408144	\$26,860,070.39	\$0.00	\$26,860,070.39
TIMBERLAND LIBRARY							
TIMBERLAND RGNL LIBR	\$19,930,800,551			0.428400000000	\$8,538,354.96	\$0.00	\$8,538,354.96
Totals for TIMBERLAND LIBRARY				0.428400000000	\$8,538,354.96	\$0.00	\$8,538,354.96
TUMWATER S.D. #33							
TUMWATER S.D. 33 M&O		\$3,219,538,209	\$9,177,091	2.586167941162	\$8,326,266.50	\$23,733.50	\$8,350,000.00
TUMWATER S.D. 33 BOND		\$3,219,538,209	\$18,354,182	2.408974437100	\$7,755,785.24	\$44,214.76	\$7,800,000.00
Totals for TUMWATER S.D. #33				4.995142378262	\$16,082,051.74	\$67,948.26	\$16,150,000.00
YELM S.D. #2							
YELM S.D. 2 BOND NEW		\$1,513,153,790	\$54,812,428	1.762450466258	\$2,666,858.60	\$96,604.19	\$2,763,462.79
YELM S.D. 2 M&O		\$1,513,153,790	\$27,406,214	2.928525713779	\$4,431,309.78	\$80,259.80	\$4,511,569.58
Totals for YELM S.D. #2				4.690976180037	\$7,098,168.38	\$176,863.99	\$7,275,032.37
Total County Value:						\$19,930,800,551.00	
Total County Tax:						\$241,557,025.38	
Average County Tax Rate:						12.1197853927755 Per \$1000	

(End of Report)

HOW TAX RATES ARE DETERMINED

Tax rates are expressed in dollars per thousand dollars of assessed value. The budget needs of various taxing districts influence tax rates. After districts approve their budgets and voters pass or defeat special levies, the schools, cities, fire districts, the county, libraries, the port, roads and other special districts submit their budgets to the county.

Toward the end of the calendar year, the Assessor can then calculate tax rates for each district and each tax code area. The tax rate for the individual taxing district is determined by dividing the approved district budget by the taxable assessed value of property within its district boundaries.

Example of Taxing District Tax Rate:

$$\begin{array}{rcl} \text{City of Olympia Budget} & \underline{\$10,283,291.00} & \\ \text{Olympia's Assessed Values} & \$ 4,245,662,697 & \\ \hline & & = \quad \$2.41 \text{ Tax Rate}/\$1,000 \end{array}$$

An aggregate tax rate is calculated for 80 specific regions in Thurston County known as Tax Code Areas (TCAs). The TCAs are a unique combination of taxing districts that overlap to provide services to property owners in each area.

The aggregate tax rate is determined by totaling the individual tax district rates of the districts that provide service for each area. For example, TCA 110 is located in the City of Olympia. It consists of 8 different taxing districts, and has an aggregate tax rate of \$12.20 per \$1,000 of assessed value.

Example of Aggregate Tax Rate: Tax Code 110 (Olympia)

<u>Taxing Districts for Olympia</u>	<u>Rate Per \$1,000 of Value</u>
State School	\$2.5550
Thurston County	\$1.3949
City of Olympia	\$2.4162
Port of Olympia	\$0.2056
Timberland Regional Library	\$0.4284
PUD #1	\$0.0094
Medic One	\$0.3731
Olympia School District	<u>\$4.8234</u>
Aggregate Tax Rate	\$12.2060

What has been happening to tax rates over time?

Tax rates over time have generally declined as assessed values have increased. Since 2000, the average property tax rate countywide has decreased \$3.35 or 22% as shown in the chart below.

Tax Year	Tax Rates Per \$1,000	Change	Difference
2000	\$15.47	0.0	
2001	\$15.24	\$0.23	
2002	\$14.83	\$0.35	
2003	\$14.24	\$0.65	
2004	\$13.79	\$0.45	
2005	\$13.11	\$0.67	
2006	\$12.12	\$0.99	
Total		\$3.35	22%

**CONSOLIDATED TAX CODE AREAS & RATES
FOR TAX YEAR 2006**

"TCA's" (Tax Code Areas) designate a unique set of taxing districts. They appear on tax statements. The first two columns list the Tax Code Area and regular, excess and total levy rates within that TCA. The columns to the right list levy types, taxing districts and levy rates. All rates are expressed in dollars per thousand dollars of assessed value.

TCA	Regular Rate/ Excess Rate	County/State of Washington	Levy	District	Rates	
					Regular	Excess
110	\$7.382592100009	\$1.394868654115	City:	CITY OF OLYMPIA	\$2.416182189237	
	\$4.823423533073	\$2.555089682912	EMS:	MEDIC ONE	\$0.373096818714	
			Port:	PORT OF OLYMPIA	\$0.205583061730	
			Park:			
			Library:	TIMBERLAND LIBRARY	\$0.428400000000	
			Road:			
			School:	OLYMPIA S.D. #111		\$4.823423533073
			Other:	PUD #1	\$0.009371693301	
Total: \$12.206015633082						
114	\$7.382592100009	\$1.394868654115	City:	CITY OF OLYMPIA	\$2.416182189237	
	\$3.896744312558	\$2.555089682912	EMS:	MEDIC ONE	\$0.373096818714	
			Port:	PORT OF OLYMPIA	\$0.205583061730	
			Park:			
			Library:	TIMBERLAND LIBRARY	\$0.428400000000	
			Road:			
			School:	NORTH THURSTON S.D. #3		\$3.896744312558
			Other:	PUD #1	\$0.009371693301	
Total: \$11.279336412567						
126	\$7.382592100009	\$1.394868654115	City:	CITY OF OLYMPIA	\$2.416182189237	
	\$4.995142378262	\$2.555089682912	EMS:	MEDIC ONE	\$0.373096818714	
			Port:	PORT OF OLYMPIA	\$0.205583061730	
			Park:			
			Library:	TIMBERLAND LIBRARY	\$0.428400000000	
			Road:			
			School:	TUMWATER S.D. #33		\$4.995142378262
			Other:	PUD #1	\$0.009371693301	
Total: \$12.377734478271						
127	\$7.382592100009	\$1.394868654115	City:	CITY OF OLYMPIA	\$2.416182189237	
	\$4.947572056086	\$2.555089682912	EMS:	MEDIC ONE	\$0.373096818714	
			Port:	PORT OF OLYMPIA	\$0.205583061730	
			Park:			
			Library:	TIMBERLAND LIBRARY	\$0.428400000000	
			Road:			
			School:	OLYMPIA S.D. #111		\$4.823423533073
			Fire:	FIRE DISTRICT #03		\$0.124148523013
		Other:	PUD #1	\$0.009371693301		
Total: \$12.330164156095						

TCA	Regular Rate/ Excess Rate	County/State of Washington	Levy	District	Rates	
					Regular	Excess
129	\$7.382592100009	\$1.394868654115	City:	CITY OF OLYMPIA	\$2.416182189237	
	\$4.020892835571	\$2.555089682912	EMS:	MEDIC ONE	\$0.373096818714	
			Port:	PORT OF OLYMPIA	\$0.205583061730	
Total:	\$11.403484935580		Park:			
			Library:	TIMBERLAND LIBRARY	\$0.428400000000	
			Road:			
			School:	NORTH THURSTON S.D. #3		\$3.896744312558
			Fire:	FIRE DISTRICT #03		\$0.124148523013
			Other:	PUD #1	\$0.009371693301	
130	\$7.382592100009	\$1.394868654115	City:	CITY OF OLYMPIA	\$2.416182189237	
	\$4.823423533073	\$2.555089682912	EMS:	MEDIC ONE	\$0.373096818714	
			Port:	PORT OF OLYMPIA	\$0.205583061730	
Total:	\$12.206015633082		Park:			
			Library:	TIMBERLAND LIBRARY	\$0.428400000000	
			Road:			
			School:	OLYMPIA S.D. #111		\$4.823423533073
			Other:	PUD #1	\$0.009371693301	
131	\$7.382592100009	\$1.394868654115	City:	CITY OF OLYMPIA	\$2.416182189237	
	\$4.183312984513	\$2.555089682912	EMS:	MEDIC ONE	\$0.373096818714	
			Port:	PORT OF OLYMPIA	\$0.205583061730	
Total:	\$11.565905084522		Park:			
			Library:	TIMBERLAND LIBRARY	\$0.428400000000	
			Road:			
			School:	NORTH THURSTON S.D. #3		\$3.896744312558
			Fire:	FIRE DISTRICT #03		\$0.286568671955
			Other:	PUD #1	\$0.009371693301	
132	\$7.253451085879	\$1.394868654115	City:			
	\$4.823423533073	\$2.555089682912	EMS:	MEDIC ONE	\$0.373096818714	
			Port:	PORT OF OLYMPIA	\$0.205583061730	
Total:	\$12.076874618952		Park:			
			Library:	TIMBERLAND LIBRARY	\$0.428400000000	
			Road:	COUNTY ROAD	\$1.536299831149	
			School:	OLYMPIA S.D. #111		\$4.823423533073
			Fire:	FIRE DISTRICT #15	\$0.750741343958	
			Other:	PUD #1	\$0.009371693301	
135	\$6.502709741921	\$1.394868654115	City:			
	\$4.823423533073	\$2.555089682912	EMS:	MEDIC ONE	\$0.373096818714	
			Port:	PORT OF OLYMPIA	\$0.205583061730	
Total:	\$11.326133274994		Park:			
			Library:	TIMBERLAND LIBRARY	\$0.428400000000	
			Road:	COUNTY ROAD	\$1.536299831149	
			School:	OLYMPIA S.D. #111		\$4.823423533073
			Other:	PUD #1	\$0.009371693301	

TCA	Regular Rate/ Excess Rate	County/State of Washington	Levy	District	Rates		
					Regular	Excess	
141	\$7.863630352143	\$1.394868654115	City:				
	\$5.109992205028	\$2.555089682912	EMS:	MEDIC ONE	\$0.373096818714		
			Port:	PORT OF OLYMPIA	\$0.205583061730		
			Park:				
	Total: \$12.973622557171		Library:	TIMBERLAND LIBRARY	\$0.428400000000		
			Road:	COUNTY ROAD	\$1.536299831149		
			School:	OLYMPIA S.D. #111		\$4.823423533073	
			Fire:	FIRE DISTRICT #03	\$1.360920610222	\$0.286568671955	
		Other:	PUD #1	\$0.009371693301			
146	\$7.594633634222	\$1.394868654115	City:				
	\$5.271629832070	\$2.555089682912	EMS:	MEDIC ONE	\$0.373096818714		
			Port:	PORT OF OLYMPIA	\$0.205583061730		
			Park:				
	Total: \$12.866263466292		Library:	TIMBERLAND LIBRARY	\$0.428400000000		
			Road:	COUNTY ROAD	\$1.536299831149		
			School:	OLYMPIA S.D. #111		\$4.823423533073	
			Fire:	FIRE DISTRICT #06	\$1.091923892301	\$0.448206298997	
		Other:	PUD #1	\$0.009371693301			
150	\$7.426950339246	\$1.394868654115	City:				
	\$5.009956947761	\$2.555089682912	EMS:	MEDIC ONE	\$0.373096818714		
			Port:	PORT OF OLYMPIA	\$0.205583061730		
			Park:				
	Total: \$12.436907287007		Library:	TIMBERLAND LIBRARY	\$0.428400000000		
			Road:	COUNTY ROAD	\$1.536299831149		
			School:	OLYMPIA S.D. #111		\$4.823423533073	
			Fire:	FIRE DISTRICT #07	\$0.924240597325	\$0.186533414688	
		Other:	PUD #1	\$0.009371693301			
155	\$7.855124953570	\$1.394868654115	City:				
	\$5.005727570804	\$2.555089682912	EMS:	MEDIC ONE	\$0.373096818714		
			Port:	PORT OF OLYMPIA	\$0.205583061730		
			Park:				
	Total: \$12.860852524374		Library:	TIMBERLAND LIBRARY	\$0.428400000000		
			Road:	COUNTY ROAD	\$1.536299831149		
			School:	OLYMPIA S.D. #111		\$4.823423533073	
			Fire:	FIRE DISTRICT #08	\$1.352415211649	\$0.182304037731	
		Other:	PUD #1	\$0.009371693301			

TCA	Regular Rate/ Excess Rate	County/State of Washington	Levy	District	Rates	
					Regular	Excess
160	\$7.684305825942	\$1.394868654115	City:			
	\$5.118199965242	\$2.555089682912	EMS:	MEDIC ONE	\$0.373096818714	
			Port:	PORT OF OLYMPIA	\$0.205583061730	
			Park:			
	Total: \$12.802505791184		Library:	TIMBERLAND LIBRARY	\$0.428400000000	
			Road:	COUNTY ROAD	\$1.536299831149	
			School:	OLYMPIA S.D. #111		\$4.823423533073
			Fire:	FIRE DISTRICT #09	\$1.181596084021	\$0.294776432169
		Other:	PUD #1	\$0.009371693301		
170	\$7.410648749790	\$1.394868654115	City:	CITY OF YELM	\$2.366988385214	
	\$4.690976180037	\$2.555089682912	EMS:	MEDIC ONE	\$0.373096818714	
			Port:	PORT OF OLYMPIA	\$0.205583061730	
			Park:			
	Total: \$12.101624929827		Library:	TIMBERLAND LIBRARY	\$0.428400000000	
			Road:			
			School:	YELM S.D. #2		\$4.690976180037
			Other:	CEMETERY DISTRICT #2 PUD #1	\$0.077250453804 \$0.009371693301	
171	\$7.333398295986	\$1.394868654115	City:	CITY OF YELM	\$2.366988385214	
	\$3.804377349450	\$2.555089682912	EMS:	MEDIC ONE	\$0.373096818714	
			Port:	PORT OF OLYMPIA	\$0.205583061730	
			Park:			
	Total: \$11.13775645436		Library:	TIMBERLAND LIBRARY	\$0.428400000000	
			Road:			
			School:	RAINIER S.D. #307		\$3.804377349450
			Other:	PUD #1	\$0.009371693301	
182	\$7.662725626807	\$1.394868654115	City:			
	\$4.690976180037	\$2.555089682912	EMS:	MEDIC ONE	\$0.373096818714	
			Port:	PORT OF OLYMPIA	\$0.205583061730	
			Park:			
	Total: \$12.353701806844		Library:	TIMBERLAND LIBRARY	\$0.428400000000	
			Road:	COUNTY ROAD	\$1.536299831149	
			School:	YELM S.D. #2		\$4.690976180037
			Fire:	FIRE DISTRICT #02	\$1.082765431082	
		Other:	CEMETERY DISTRICT #2 PUD #1	\$0.077250453804 \$0.009371693301		

TCA	Regular Rate/ Excess Rate	County/State of Washington	Levy	District	Rates	
					Regular	Excess
185	\$7.863630352143	\$1.394868654115	City:			
	\$4.977544851992	\$2.555089682912	EMS:	MEDIC ONE	\$0.373096818714	
			Port:	PORT OF OLYMPIA	\$0.205583061730	
			Park:			
Total:	\$12.841175204135		Library:	TIMBERLAND LIBRARY	\$0.428400000000	
			Road:	COUNTY ROAD	\$1.536299831149	
			School:	YELM S.D. #2		\$4.690976180037
			Fire:	FIRE DISTRICT #03	\$1.360920610222	\$0.286568671955
			Other:	PUD #1	\$0.009371693301	
211	\$7.351707260111	\$1.394868654115	City:			
	\$4.904297609068	\$2.555089682912	EMS:	MEDIC ONE	\$0.373096818714	
			Port:	PORT OF OLYMPIA	\$0.205583061730	
			Park:			
Total:	\$12.256004869179		Library:	TIMBERLAND LIBRARY	\$0.428400000000	
			Road:	COUNTY ROAD	\$1.536299831149	
			School:	YELM S.D. #2		\$4.690976180037
			Fire:	FIRE DISTRICT #04	\$0.771747064386	\$0.213321429031
			Other:	CEMETERY DISTRICT #2 PUD #1	\$0.077250453804 \$0.009371693301	
215	\$7.594633634222	\$1.394868654115	City:			
	\$5.139182479034	\$2.555089682912	EMS:	MEDIC ONE	\$0.373096818714	
			Port:	PORT OF OLYMPIA	\$0.205583061730	
			Park:			
Total:	\$12.733816113256		Library:	TIMBERLAND LIBRARY	\$0.428400000000	
			Road:	COUNTY ROAD	\$1.536299831149	
			School:	YELM S.D. #2		\$4.690976180037
			Fire:	FIRE DISTRICT #06	\$1.091923892301	\$0.448206298997
			Other:	PUD #1	\$0.009371693301	
220	\$6.502709741921	\$1.394868654115	City:			
	\$4.690976180037	\$2.555089682912	EMS:	MEDIC ONE	\$0.373096818714	
			Port:	PORT OF OLYMPIA	\$0.205583061730	
			Park:			
Total:	\$11.193685921958		Library:	TIMBERLAND LIBRARY	\$0.428400000000	
			Road:	COUNTY ROAD	\$1.536299831149	
			School:	YELM S.D. #2		\$4.690976180037
			Other:	PUD #1	\$0.009371693301	

TCA	Regular Rate/ Excess Rate	County/State of Washington	Levy	District	Rates	
					Regular	Excess
221	\$6.579960195725	\$1.394868654115	City:			
	\$4.690976180037	\$2.555089682912	EMS:	MEDIC ONE	\$0.373096818714	
			Port:	PORT OF OLYMPIA	\$0.205583061730	
Total:	\$11.270936375762		Park:			
			Library:	TIMBERLAND LIBRARY	\$0.428400000000	
			Road:	COUNTY ROAD	\$1.536299831149	
			School:	YELM S.D. #2		\$4.690976180037
			Other:	CEMETERY DISTRICT #2	\$0.077250453804	
				PUD #1	\$0.009371693301	
225	\$7.932199039494	\$1.394868654115	City:			
	\$4.868390747953	\$2.555089682912	EMS:	MEDIC ONE	\$0.373096818714	
			Port:	PORT OF OLYMPIA	\$0.205583061730	
Total:	\$12.800589787447		Park:			
			Library:	TIMBERLAND LIBRARY	\$0.428400000000	
			Road:	COUNTY ROAD	\$1.536299831149	
			School:	YELM S.D. #2		\$4.690976180037
			Fire:	FIRE DISTRICT #17	\$1.352238843769	\$0.177414567916
			Other:	CEMETERY DISTRICT #2	\$0.077250453804	
				PUD #1	\$0.009371693301	
236	\$6.502709741921	\$1.394868654115	City:			
	\$3.896744312558	\$2.555089682912	EMS:	MEDIC ONE	\$0.373096818714	
			Port:	PORT OF OLYMPIA	\$0.205583061730	
Total:	\$10.399454054479		Park:			
			Library:	TIMBERLAND LIBRARY	\$0.428400000000	
			Road:	COUNTY ROAD	\$1.536299831149	
			School:	NORTH THURSTON S.D. #3		\$3.896744312558
			Other:	PUD #1	\$0.009371693301	
237	\$6.502709741921	\$1.394868654115	City:			
	\$3.857121127711	\$2.555089682912	EMS:	MEDIC ONE	\$0.373096818714	
			Port:	PORT OF OLYMPIA	\$0.205583061730	
Total:	\$10.359830869632		Park:			
			Library:	TIMBERLAND LIBRARY	\$0.428400000000	
			Road:	COUNTY ROAD	\$1.536299831149	
			School:	NORTH THURSTON S.D. #3		\$3.857121127711
			Other:	PUD #1	\$0.009371693301	
238	\$7.863630352143	\$1.394868654115	City:			
	\$4.143689799666	\$2.555089682912	EMS:	MEDIC ONE	\$0.373096818714	
			Port:	PORT OF OLYMPIA	\$0.205583061730	
Total:	\$12.007320151809		Park:			
			Library:	TIMBERLAND LIBRARY	\$0.428400000000	
			Road:	COUNTY ROAD	\$1.536299831149	
			School:	NORTH THURSTON S.D. #3		\$3.857121127711
			Fire:	FIRE DISTRICT #03	\$1.360920610222	\$0.286568671955
			Other:	PUD #1	\$0.009371693301	

TCA	Regular Rate/ Excess Rate	County/State of Washington	Levy	District	Rates	
					Regular	Excess
239	\$7.863630352143	\$1.394868654115	City:			
	\$4.183312984513	\$2.555089682912	EMS:	MEDIC ONE	\$0.373096818714	
			Port:	PORT OF OLYMPIA	\$0.205583061730	
Total:	\$12.046943336656		Park:			
			Library:	TIMBERLAND LIBRARY	\$0.428400000000	
			Road:	COUNTY ROAD	\$1.536299831149	
			School:	NORTH THURSTON S.D. #3		\$3.896744312558
			Fire:	FIRE DISTRICT #03	\$1.360920610222	\$0.286568671955
			Other:	PUD #1	\$0.009371693301	
240	\$7.271562372945	\$1.394868654115	City:	CITY OF LACEY	\$2.305152462173	\$0.278366067202
	\$4.299258902773	\$2.555089682912	EMS:	MEDIC ONE	\$0.373096818714	
			Port:	PORT OF OLYMPIA	\$0.205583061730	
Total:	\$11.570821275718		Park:			
			Library:	TIMBERLAND LIBRARY	\$0.428400000000	
			Road:			
			School:	NORTH THURSTON S.D. #3		\$3.896744312558
			Fire:	FIRE DISTRICT #03		\$0.124148523013
			Other:	PUD #1	\$0.009371693301	
241	\$7.271562372945	\$1.394868654115	City:	CITY OF LACEY	\$2.305152462173	\$0.278366067202
	\$4.175110379760	\$2.555089682912	EMS:	MEDIC ONE	\$0.373096818714	
			Port:	PORT OF OLYMPIA	\$0.205583061730	
Total:	\$11.446672752705		Park:			
			Library:	TIMBERLAND LIBRARY	\$0.428400000000	
			Road:			
			School:	NORTH THURSTON S.D. #3		\$3.896744312558
			Other:	PUD #1	\$0.009371693301	
243	\$7.863630352143	\$1.394868654115	City:			
	\$4.183312984513	\$2.555089682912	EMS:	MEDIC ONE	\$0.373096818714	
			Port:	PORT OF OLYMPIA	\$0.205583061730	
Total:	\$12.046943336656		Park:			
			Library:	TIMBERLAND LIBRARY	\$0.428400000000	
			Road:	COUNTY ROAD	\$1.536299831149	
			School:	NORTH THURSTON S.D. #3		\$3.896744312558
			Fire:	FIRE DISTRICT #03	\$1.360920610222	\$0.286568671955
			Other:	PUD #1	\$0.009371693301	
245	\$7.271562372945	\$1.394868654115	City:	CITY OF LACEY	\$2.305152462173	\$0.278366067202
	\$4.175110379760	\$2.555089682912	EMS:	MEDIC ONE	\$0.373096818714	
			Port:	PORT OF OLYMPIA	\$0.205583061730	
Total:	\$11.446672752705		Park:			
			Library:	TIMBERLAND LIBRARY	\$0.428400000000	
			Road:			
			School:	NORTH THURSTON S.D. #3		\$3.896744312558
			Other:	PUD #1	\$0.009371693301	

TCA	Regular Rate/ Excess Rate	County/State of Washington	Levy	District	Rates	
					Regular	Excess
246	\$7.594633634222	\$1.394868654115	City:			
	\$4.344950611555	\$2.555089682912	EMS:	MEDIC ONE	\$0.373096818714	
			Port:	PORT OF OLYMPIA	\$0.205583061730	
			Park:			
Total:	\$11.939584245777		Library:	TIMBERLAND LIBRARY	\$0.428400000000	
			Road:	COUNTY ROAD	\$1.536299831149	
			School:	NORTH THURSTON S.D. #3		\$3.896744312558
			Fire:	FIRE DISTRICT #06	\$1.091923892301	\$0.448206298997
			Other:	PUD #1	\$0.009371693301	
247	\$7.271562372945	\$1.394868654115	City:	CITY OF LACEY	\$2.305152462173	\$0.278366067202
	\$4.461679051715	\$2.555089682912	EMS:	MEDIC ONE	\$0.373096818714	
			Port:	PORT OF OLYMPIA	\$0.205583061730	
			Park:			
Total:	\$11.733241424660		Library:	TIMBERLAND LIBRARY	\$0.428400000000	
			Road:			
			School:	NORTH THURSTON S.D. #3		\$3.896744312558
			Fire:	FIRE DISTRICT #03		\$0.286568671955
			Other:	PUD #1	\$0.009371693301	
250	\$7.855124953570	\$1.394868654115	City:			
	\$4.079048350289	\$2.555089682912	EMS:	MEDIC ONE	\$0.373096818714	
			Port:	PORT OF OLYMPIA	\$0.205583061730	
			Park:			
Total:	\$11.934173303859		Library:	TIMBERLAND LIBRARY	\$0.428400000000	
			Road:	COUNTY ROAD	\$1.536299831149	
			School:	NORTH THURSTON S.D. #3		\$3.896744312558
			Fire:	FIRE DISTRICT #08	\$1.352415211649	\$0.182304037731
			Other:	PUD #1	\$0.009371693301	
251	\$7.271562372945	\$1.394868654115	City:	CITY OF LACEY	\$2.305152462173	\$0.278366067202
	\$4.175110379760	\$2.555089682912	EMS:	MEDIC ONE	\$0.373096818714	
			Port:	PORT OF OLYMPIA	\$0.205583061730	
			Park:			
Total:	\$11.446672752705		Library:	TIMBERLAND LIBRARY	\$0.428400000000	
			Road:			
			School:	NORTH THURSTON S.D. #3		\$3.896744312558
			Other:	PUD #1	\$0.009371693301	
252	\$7.271562372945	\$1.394868654115	City:	CITY OF LACEY	\$2.305152462173	\$0.278366067202
	\$4.357414417491	\$2.555089682912	EMS:	MEDIC ONE	\$0.373096818714	
			Port:	PORT OF OLYMPIA	\$0.205583061730	
			Park:			
Total:	\$11.628976790436		Library:	TIMBERLAND LIBRARY	\$0.428400000000	
			Road:			
			School:	NORTH THURSTON S.D. #3		\$3.896744312558
			Fire:	FIRE DISTRICT #08		\$0.182304037731
			Other:	PUD #1	\$0.009371693301	

TCA	Regular Rate/ Excess Rate	County/State of Washington	Levy	District	Rates	
					Regular	Excess
310	\$7.694690120643	\$1.394868654115	City:	CITY OF RAINIER	\$1.956533145485	
	\$4.017698778481	\$2.555089682912	EMS:	MEDIC ONE	\$0.373096818714	
			Port:	PORT OF OLYMPIA	\$0.205583061730	
			Park:			
	Total: \$11.712388899124		Library:	TIMBERLAND LIBRARY	\$0.428400000000	
			Road:			
			School:	RAINIER S.D. #307		\$3.804377349450
			Fire:	FIRE DISTRICT #04	\$0.771747064386	\$0.213321429031
		Other:	PUD #1	\$0.009371693301		
320	\$6.502709741921	\$1.394868654115	City:			
	\$3.804377349450	\$2.555089682912	EMS:	MEDIC ONE	\$0.373096818714	
			Port:	PORT OF OLYMPIA	\$0.205583061730	
			Park:			
	Total: \$10.307087091371		Library:	TIMBERLAND LIBRARY	\$0.428400000000	
			Road:	COUNTY ROAD	\$1.536299831149	
			School:	RAINIER S.D. #307		\$3.804377349450
			Other:	PUD #1	\$0.009371693301	
322	\$6.579960195725	\$1.394868654115	City:			
	\$3.804377349450	\$2.555089682912	EMS:	MEDIC ONE	\$0.373096818714	
			Port:	PORT OF OLYMPIA	\$0.205583061730	
			Park:			
	Total: \$10.384337545175		Library:	TIMBERLAND LIBRARY	\$0.428400000000	
			Road:	COUNTY ROAD	\$1.536299831149	
			School:	RAINIER S.D. #307		\$3.804377349450
			Other:	CEMETERY DISTRICT #2 PUD #1	\$0.077250453804 \$0.009371693301	
325	\$7.585475173003	\$1.394868654115	City:			
	\$3.804377349450	\$2.555089682912	EMS:	MEDIC ONE	\$0.373096818714	
			Port:	PORT OF OLYMPIA	\$0.205583061730	
			Park:			
	Total: \$11.389852522453		Library:	TIMBERLAND LIBRARY	\$0.428400000000	
			Road:	COUNTY ROAD	\$1.536299831149	
			School:	RAINIER S.D. #307		\$3.804377349450
			Fire:	FIRE DISTRICT #02	\$1.082765431082	
		Other:	PUD #1	\$0.009371693301		

TCA	Regular Rate/ Excess Rate	County/State of Washington	Levy	District	Rates	
					Regular	Excess
327	\$7.662725626807 \$3.804377349450	\$1.394868654115 \$2.555089682912	City: EMS: Port: Park: Library: Road: School: Fire: Other:	MEDIC ONE PORT OF OLYMPIA TIMBERLAND LIBRARY COUNTY ROAD RAINIER S.D. #307 FIRE DISTRICT #02 CEMETERY DISTRICT #2 PUD #1	\$0.373096818714 \$0.205583061730 \$0.428400000000 \$1.536299831149 \$1.082765431082 \$0.077250453804 \$0.009371693301	\$3.804377349450
Total:	\$11.467102976257					
335	\$7.274456806307 \$4.017698778481	\$1.394868654115 \$2.555089682912	City: EMS: Port: Park: Library: Road: School: Fire: Other:	MEDIC ONE PORT OF OLYMPIA TIMBERLAND LIBRARY COUNTY ROAD RAINIER S.D. #307 FIRE DISTRICT #04 PUD #1	\$0.373096818714 \$0.205583061730 \$0.428400000000 \$1.536299831149 \$0.771747064386 \$0.009371693301	\$3.804377349450 \$0.213321429031
Total:	\$11.292155584788					
336	\$7.351707260111 \$4.017698778481	\$1.394868654115 \$2.555089682912	City: EMS: Port: Park: Library: Road: School: Fire: Other:	MEDIC ONE PORT OF OLYMPIA TIMBERLAND LIBRARY COUNTY ROAD RAINIER S.D. #307 FIRE DISTRICT #04 CEMETERY DISTRICT #2 PUD #1	\$0.373096818714 \$0.205583061730 \$0.428400000000 \$1.536299831149 \$0.771747064386 \$0.077250453804 \$0.009371693301	\$3.804377349450 \$0.213321429031
Total:	\$11.369406038592					
345	\$6.502709741921 \$3.176201676331	\$1.394868654115 \$2.555089682912	City: EMS: Port: Park: Library: Road: School: Other:	MEDIC ONE PORT OF OLYMPIA TIMBERLAND LIBRARY COUNTY ROAD GRIFFIN S.D. #324 PUD #1	\$0.373096818714 \$0.205583061730 \$0.428400000000 \$1.536299831149 \$0.009371693301	\$3.176201676331
Total:	\$9.678911418252					

TCA	Regular Rate/ Excess Rate	County/State of Washington	Levy	District	Rates	
					Regular	Excess
346	\$7.902709741921	\$1.394868654115	City:			
	\$3.431145992302	\$2.555089682912	EMS:	MEDIC ONE	\$0.373096818714	
			Port:	PORT OF OLYMPIA	\$0.205583061730	
			Park:			
Total:	\$11.333855734223		Library:	TIMBERLAND LIBRARY	\$0.428400000000	
			Road:	COUNTY ROAD	\$1.536299831149	
			School:	GRIFFIN S.D. #324		\$3.176201676331
			Fire:	FIRE DISTRICT #13	\$1.400000000000	\$0.254944315971
			Other:	PUD #1	\$0.009371693301	
355	\$7.684305825942	\$1.394868654115	City:			
	\$3.470978108500	\$2.555089682912	EMS:	MEDIC ONE	\$0.373096818714	
			Port:	PORT OF OLYMPIA	\$0.205583061730	
			Park:			
Total:	\$11.155283934442		Library:	TIMBERLAND LIBRARY	\$0.428400000000	
			Road:	COUNTY ROAD	\$1.536299831149	
			School:	GRIFFIN S.D. #324		\$3.176201676331
			Fire:	FIRE DISTRICT #09	\$1.181596084021	\$0.294776432169
			Other:	PUD #1	\$0.009371693301	
440	\$7.219615838465	\$1.394868654115	City:	CITY OF TUMWATER	\$2.253205927693	\$0.557612180718
	\$5.552754558980	\$2.555089682912	EMS:	MEDIC ONE	\$0.373096818714	
			Port:	PORT OF OLYMPIA	\$0.205583061730	
			Park:			
Total:	\$12.772370397445		Library:	TIMBERLAND LIBRARY	\$0.428400000000	
			Road:			
			School:	TUMWATER S.D. #33		\$4.995142378262
			Other:	PUD #1	\$0.009371693301	
442	\$7.219615838465	\$1.394868654115	City:	CITY OF TUMWATER	\$2.253205927693	\$0.557612180718
	\$5.381035713791	\$2.555089682912	EMS:	MEDIC ONE	\$0.373096818714	
			Port:	PORT OF OLYMPIA	\$0.205583061730	
			Park:			
Total:	\$12.600651552256		Library:	TIMBERLAND LIBRARY	\$0.428400000000	
			Road:			
			School:	OLYMPIA S.D. #111		\$4.823423533073
			Other:	PUD #1	\$0.009371693301	
443	\$7.219615838465	\$1.394868654115	City:	CITY OF TUMWATER	\$2.253205927693	\$0.557612180718
	\$6.000960857977	\$2.555089682912	EMS:	MEDIC ONE	\$0.373096818714	
			Port:	PORT OF OLYMPIA	\$0.205583061730	
			Park:			
Total:	\$13.220576696442		Library:	TIMBERLAND LIBRARY	\$0.428400000000	
			Road:			
			School:	TUMWATER S.D. #33		\$4.995142378262
			Fire:	FIRE DISTRICT #06		\$0.448206298997
			Other:	PUD #1	\$0.009371693301	

TCA	Regular Rate/ Excess Rate	County/State of Washington	Levy	District	Rates		
					Regular	Excess	
444	\$7.219615838465	\$1.394868654115	City:	CITY OF TUMWATER	\$2.253205927693	\$0.557612180718	
	\$5.964021164962	\$2.555089682912	EMS:	MEDIC ONE	\$0.373096818714		
			Port:	PORT OF OLYMPIA	\$0.205583061730		
			Park:				
	Total: \$13.183637003427		Library:	TIMBERLAND LIBRARY	\$0.428400000000		
			Road:				
			School:	TUMWATER S.D. #33			\$4.995142378262
			Fire:	FIRE DISTRICT #05			\$0.411266605982
		Other:	PUD #1	\$0.009371693301			
450	\$6.502709741921	\$1.394868654115	City:				
	\$4.995142378262	\$2.555089682912	EMS:	MEDIC ONE	\$0.373096818714		
			Port:	PORT OF OLYMPIA	\$0.205583061730		
			Park:				
	Total: \$11.497852120183		Library:	TIMBERLAND LIBRARY	\$0.428400000000		
			Road:	COUNTY ROAD	\$1.536299831149		
			School:	TUMWATER S.D. #33			\$4.995142378262
			Other:	PUD #1	\$0.009371693301		
451	\$7.253451085879	\$1.394868654115	City:				
	\$4.995142378262	\$2.555089682912	EMS:	MEDIC ONE	\$0.373096818714		
			Port:	PORT OF OLYMPIA	\$0.205583061730		
			Park:				
	Total: \$12.248593464141		Library:	TIMBERLAND LIBRARY	\$0.428400000000		
			Road:	COUNTY ROAD	\$1.536299831149		
			School:	TUMWATER S.D. #33			\$4.995142378262
			Fire:	FIRE DISTRICT #15	\$0.750741343958		
		Other:	PUD #1	\$0.009371693301			
455	\$7.853835091381	\$1.394868654115	City:				
	\$5.406408984244	\$2.555089682912	EMS:	MEDIC ONE	\$0.373096818714		
			Port:	PORT OF OLYMPIA	\$0.205583061730		
			Park:				
	Total: \$13.260244075625		Library:	TIMBERLAND LIBRARY	\$0.428400000000		
			Road:	COUNTY ROAD	\$1.536299831149		
			School:	TUMWATER S.D. #33			\$4.995142378262
			Fire:	FIRE DISTRICT #05	\$1.351125349460		\$0.411266605982
		Other:	PUD #1	\$0.009371693301			
458	\$7.863630352143	\$1.394868654115	City:				
	\$5.281711050217	\$2.555089682912	EMS:	MEDIC ONE	\$0.373096818714		
			Port:	PORT OF OLYMPIA	\$0.205583061730		
			Park:				
	Total: \$13.145341402360		Library:	TIMBERLAND LIBRARY	\$0.428400000000		
			Road:	COUNTY ROAD	\$1.536299831149		
			School:	TUMWATER S.D. #33			\$4.995142378262
			Fire:	FIRE DISTRICT #03	\$1.360920610222		\$0.286568671955
		Other:	PUD #1	\$0.009371693301			

TCA	Regular Rate/ Excess Rate	County/State of Washington	Levy	District	Rates	
					Regular	Excess
465	\$7.594633634222	\$1.394868654115	City:			
	\$5.443348677259	\$2.555089682912	EMS:	MEDIC ONE	\$0.373096818714	
			Port:	PORT OF OLYMPIA	\$0.205583061730	
			Park:			
Total:	\$13.037982311481		Library:	TIMBERLAND LIBRARY	\$0.428400000000	
			Road:	COUNTY ROAD	\$1.536299831149	
			School:	TUMWATER S.D. #33		\$4.995142378262
			Fire:	FIRE DISTRICT #06	\$1.091923892301	\$0.448206298997
			Other:	PUD #1	\$0.009371693301	
470	\$7.684305825942	\$1.394868654115	City:			
	\$5.289918810431	\$2.555089682912	EMS:	MEDIC ONE	\$0.373096818714	
			Port:	PORT OF OLYMPIA	\$0.205583061730	
			Park:			
Total:	\$12.974224636373		Library:	TIMBERLAND LIBRARY	\$0.428400000000	
			Road:	COUNTY ROAD	\$1.536299831149	
			School:	TUMWATER S.D. #33		\$4.995142378262
			Fire:	FIRE DISTRICT #09	\$1.181596084021	\$0.294776432169
			Other:	PUD #1	\$0.009371693301	
471	\$7.812225506454	\$1.394868654115	City:			
	\$5.452230214776	\$2.555089682912	EMS:	MEDIC ONE	\$0.373096818714	
			Port:	PORT OF OLYMPIA	\$0.205583061730	
			Park:			
Total:	\$13.264455721230		Library:	TIMBERLAND LIBRARY	\$0.428400000000	
			Road:	COUNTY ROAD	\$1.536299831149	
			School:	TUMWATER S.D. #33		\$4.995142378262
			Fire:	FIRE DISTRICT #11	\$1.309515764533	\$0.457087836514
			Other:	PUD #1	\$0.009371693301	
475	\$6.502709741921	\$1.394868654115	City:			
	\$4.459986384997	\$2.555089682912	EMS:	MEDIC ONE	\$0.373096818714	
			Port:	PORT OF OLYMPIA	\$0.205583061730	
			Park:			
Total:	\$10.962696126918		Library:	TIMBERLAND LIBRARY	\$0.428400000000	
			Road:	COUNTY ROAD	\$1.536299831149	
			School:	ROCHESTER S.D. #401		\$4.459986384997
			Other:	PUD #1	\$0.009371693301	
485	\$7.812225506454	\$1.394868654115	City:			
	\$4.917074221511	\$2.555089682912	EMS:	MEDIC ONE	\$0.373096818714	
			Port:	PORT OF OLYMPIA	\$0.205583061730	
			Park:			
Total:	\$12.729299727965		Library:	TIMBERLAND LIBRARY	\$0.428400000000	
			Road:	COUNTY ROAD	\$1.536299831149	
			School:	ROCHESTER S.D. #401		\$4.459986384997
			Fire:	FIRE DISTRICT #11	\$1.309515764533	\$0.457087836514
			Other:	PUD #1	\$0.009371693301	

TCA	Regular Rate/ Excess Rate	County/State of Washington	Levy	District	Rates	
					Regular	Excess
486	\$7.488546760623	\$1.394868654115	City:			
	\$4.645696320430	\$2.555089682912	EMS:	MEDIC ONE	\$0.373096818714	
			Port:	PORT OF OLYMPIA	\$0.205583061730	
			Park:			
	Total: \$12.134243081053		Library:	TIMBERLAND LIBRARY	\$0.428400000000	
			Road:	COUNTY ROAD	\$1.536299831149	
			School:	ROCHESTER S.D. #401		\$4.459986384997
			Fire:	FIRE DISTRICT #12	\$0.985837018702	\$0.185709935433
			Other:	PUD #1	\$0.009371693301	
487	\$7.545859187358	\$1.394868654115	City:			
	\$4.645696320430	\$2.555089682912	EMS:	MEDIC ONE	\$0.373096818714	
			Port:	PORT OF OLYMPIA	\$0.205583061730	
			Park:			
	Total: \$12.191555507788		Library:	TIMBERLAND LIBRARY	\$0.428400000000	
			Road:	COUNTY ROAD	\$1.536299831149	
			School:	ROCHESTER S.D. #401		\$4.459986384997
			Fire:	FIRE DISTRICT #12	\$0.985837018702	\$0.185709935433
			Other:	CEMETERY DISTRICT #1 PUD #1	\$0.057312426735 \$0.009371693301	
488	\$7.869537933189	\$1.394868654115	City:			
	\$4.917074221511	\$2.555089682912	EMS:	MEDIC ONE	\$0.373096818714	
			Port:	PORT OF OLYMPIA	\$0.205583061730	
			Park:			
	Total: \$12.786612154700		Library:	TIMBERLAND LIBRARY	\$0.428400000000	
			Road:	COUNTY ROAD	\$1.536299831149	
			School:	ROCHESTER S.D. #401		\$4.459986384997
			Fire:	FIRE DISTRICT #11	\$1.309515764533	\$0.457087836514
			Other:	CEMETERY DISTRICT #1 PUD #1	\$0.057312426735 \$0.009371693301	
490	\$7.935962964084	\$1.394868654115	City:			
	\$4.459986384997	\$2.555089682912	EMS:	MEDIC ONE	\$0.373096818714	
			Port:	PORT OF OLYMPIA	\$0.205583061730	
			Park:			
	Total: \$12.395949349081		Library:	TIMBERLAND LIBRARY	\$0.428400000000	
			Road:	COUNTY ROAD	\$1.536299831149	
			School:	ROCHESTER S.D. #401		\$4.459986384997
			Fire:	FIRE DISTRICT #01	\$1.375940795428	
			Other:	CEMETERY DISTRICT #1 PUD #1	\$0.057312426735 \$0.009371693301	

TCA	Regular Rate/ Excess Rate	County/State of Washington	Levy	District	Rates	
					Regular	Excess
495	\$6.560022168656 \$4.459986384997	\$1.394868654115 \$2.555089682912	City: EMS: Port: Park: Library: Road: School: Other:	MEDIC ONE PORT OF OLYMPIA TIMBERLAND LIBRARY COUNTY ROAD ROCHESTER S.D. #401 CEMETERY DISTRICT #1 PUD #1	\$0.373096818714 \$0.205583061730 \$0.428400000000 \$1.536299831149 \$0.057312426735 \$0.009371693301	\$4.459986384997
Total:	\$11.020008553653					
497	\$7.560022168656 \$4.459986384997	\$1.394868654115 \$2.555089682912	City: EMS: Port: Park: Library: Road: School: Fire: Other:	MEDIC ONE PORT OF OLYMPIA TIMBERLAND LIBRARY COUNTY ROAD ROCHESTER S.D. #401 FIRE DISTRICT #16 CEMETERY DISTRICT #1 PUD #1	\$0.373096818714 \$0.205583061730 \$0.428400000000 \$1.536299831149 \$1.000000000000 \$0.057312426735 \$0.009371693301	\$4.459986384997
Total:	\$12.020008553653					
498	\$7.935962964084 \$4.932928514644	\$1.394868654115 \$2.555089682912	City: EMS: Port: Park: Library: Road: School: Fire: Other:	MEDIC ONE PORT OF OLYMPIA TIMBERLAND LIBRARY COUNTY ROAD ROCHESTER S.D. #401 FIRE DISTRICT #01 FIRE DISTRICT #14 CEMETERY DISTRICT #1 PUD #1	\$0.373096818714 \$0.205583061730 \$0.428400000000 \$1.536299831149 \$1.375940795428 \$0.057312426735 \$0.009371693301	\$4.459986384997 \$0.472942129647
Total:	\$12.868891478728					
510	\$7.387687856062 \$3.119839144889	\$1.394868654115 \$2.555089682912	City: EMS: Port: Park: Library: Road: School: Other:	CITY OF BUCODA MEDIC ONE PORT OF OLYMPIA TIMBERLAND LIBRARY TENINO S.D. #402 PUD #1	\$2.421277945290 \$0.373096818714 \$0.205583061730 \$0.428400000000 \$0.009371693301	\$3.119839144889
Total:	\$10.507527000951					

TCA	Regular Rate/ Excess Rate	County/State of Washington	Levy	District	Rates	
					Regular	Excess
511	\$7.387687856062 \$2.394060831568	\$1.394868654115 \$2.555089682912	City: EMS: Port: Park: Library: Road: School: Other:	CITY OF BUCODA MEDIC ONE PORT OF OLYMPIA TIMBERLAND LIBRARY CENTRALIA S.D. #401L PUD #1	\$2.421277945290 \$0.373096818714 \$0.205583061730 \$0.428400000000 \$0.009371693301	 \$2.394060831568
Total:	\$9.781748687630					
515	\$6.502709741921 \$2.394060831568	\$1.394868654115 \$2.555089682912	City: EMS: Port: Park: Library: Road: School: Other:	MEDIC ONE PORT OF OLYMPIA TIMBERLAND LIBRARY COUNTY ROAD CENTRALIA S.D. #401L PUD #1	\$0.373096818714 \$0.205583061730 \$0.428400000000 \$1.536299831149 \$0.009371693301	 \$2.394060831568
Total:	\$8.896770573489					
516	\$7.502709741921 \$2.394060831568	\$1.394868654115 \$2.555089682912	City: EMS: Port: Park: Library: Road: School: Fire: Other:	MEDIC ONE PORT OF OLYMPIA TIMBERLAND LIBRARY COUNTY ROAD CENTRALIA S.D. #401L FIRE DISTRICT #16 PUD #1	\$0.373096818714 \$0.205583061730 \$0.428400000000 \$1.536299831149 \$1.000000000000 \$0.009371693301	 \$2.394060831568
Total:	\$9.896770573489					
530	\$7.429155979625 \$3.513405183024	\$1.394868654115 \$2.555089682912	City: EMS: Port: Park: Library: Road: School: Other:	CITY OF TENINO MEDIC ONE PORT OF OLYMPIA TIMBERLAND LIBRARY TENINO S.D. #402 PUD #1	\$2.462746068853 \$0.373096818714 \$0.205583061730 \$0.428400000000 \$0.009371693301	\$0.393566038135 \$3.119839144889
Total:	\$10.942561162649					
540	\$6.502709741921 \$3.119839144889	\$1.394868654115 \$2.555089682912	City: EMS: Port: Park: Library: Road: School: Other:	MEDIC ONE PORT OF OLYMPIA TIMBERLAND LIBRARY COUNTY ROAD TENINO S.D. #402 PUD #1	\$0.373096818714 \$0.205583061730 \$0.428400000000 \$1.536299831149 \$0.009371693301	 \$3.119839144889
Total:	\$9.622548886810					

TCA	Regular Rate/ Excess Rate	County/State of Washington	Levy	District	Rates		
					Regular	Excess	
542	\$7.502709741921	\$1.394868654115	City:				
	\$3.119839144889	\$2.555089682912	EMS:	MEDIC ONE	\$0.373096818714		
			Port:	PORT OF OLYMPIA	\$0.205583061730		
			Park:				
Total:	\$10.622548886810		Library:	TIMBERLAND LIBRARY	\$0.428400000000		
			Road:	COUNTY ROAD	\$1.536299831149		
			School:	TENINO S.D. #402			\$3.119839144889
			Fire:	FIRE DISTRICT #16	\$1.000000000000		
			Other:	PUD #1	\$0.009371693301		
544	\$7.878650537349	\$1.394868654115	City:				
	\$3.592781274536	\$2.555089682912	EMS:	MEDIC ONE	\$0.373096818714		
			Port:	PORT OF OLYMPIA	\$0.205583061730		
			Park:				
Total:	\$11.471431811885		Library:	TIMBERLAND LIBRARY	\$0.428400000000		
			Road:	COUNTY ROAD	\$1.536299831149		
			School:	TENINO S.D. #402			\$3.119839144889
			Fire:	FIRE DISTRICT #01	\$1.375940795428		
				FIRE DISTRICT #14			\$0.472942129647
			Other:	PUD #1	\$0.009371693301		
545	\$7.274456806307	\$1.394868654115	City:				
	\$3.333160573920	\$2.555089682912	EMS:	MEDIC ONE	\$0.373096818714		
			Port:	PORT OF OLYMPIA	\$0.205583061730		
			Park:				
Total:	\$10.607617380227		Library:	TIMBERLAND LIBRARY	\$0.428400000000		
			Road:	COUNTY ROAD	\$1.536299831149		
			School:	TENINO S.D. #402			\$3.119839144889
			Fire:	FIRE DISTRICT #04	\$0.771747064386		\$0.213321429031
			Other:	PUD #1	\$0.009371693301		
555	\$7.594633634222	\$1.394868654115	City:				
	\$3.568045443886	\$2.555089682912	EMS:	MEDIC ONE	\$0.373096818714		
			Port:	PORT OF OLYMPIA	\$0.205583061730		
			Park:				
Total:	\$11.162679078108		Library:	TIMBERLAND LIBRARY	\$0.428400000000		
			Road:	COUNTY ROAD	\$1.536299831149		
			School:	TENINO S.D. #402			\$3.119839144889
			Fire:	FIRE DISTRICT #06	\$1.091923892301		\$0.448206298997
			Other:	PUD #1	\$0.009371693301		

TCA	Regular Rate/ Excess Rate	County/State of Washington	Levy	District	Rates	
					Regular	Excess
560	\$7.812225506454	\$1.394868654115	City:			
	\$3.576926981403	\$2.555089682912	EMS:	MEDIC ONE	\$0.373096818714	
			Port:	PORT OF OLYMPIA	\$0.205583061730	
			Park:			
	Total: \$11.389152487857		Library:	TIMBERLAND LIBRARY	\$0.428400000000	
			Road:	COUNTY ROAD	\$1.536299831149	
			School:	TENINO S.D. #402		\$3.119839144889
			Fire:	FIRE DISTRICT #11	\$1.309515764533	\$0.457087836514
		Other:	PUD #1	\$0.009371693301		
561	\$7.488546760623	\$1.394868654115	City:			
	\$3.305549080322	\$2.555089682912	EMS:	MEDIC ONE	\$0.373096818714	
			Port:	PORT OF OLYMPIA	\$0.205583061730	
			Park:			
	Total: \$10.794095840945		Library:	TIMBERLAND LIBRARY	\$0.428400000000	
			Road:	COUNTY ROAD	\$1.536299831149	
			School:	TENINO S.D. #402		\$3.119839144889
			Fire:	FIRE DISTRICT #12	\$0.985837018702	\$0.185709935433
		Other:	PUD #1	\$0.009371693301		
562	\$7.545859187358	\$1.394868654115	City:			
	\$3.305549080322	\$2.555089682912	EMS:	MEDIC ONE	\$0.373096818714	
			Port:	PORT OF OLYMPIA	\$0.205583061730	
			Park:			
	Total: \$10.851408267680		Library:	TIMBERLAND LIBRARY	\$0.428400000000	
			Road:	COUNTY ROAD	\$1.536299831149	
			School:	TENINO S.D. #402		\$3.119839144889
			Fire:	FIRE DISTRICT #12	\$0.985837018702	\$0.185709935433
		Other:	CEMETERY DISTRICT #1 PUD #1	\$0.057312426735 \$0.009371693301		
565	\$6.560022168656	\$1.394868654115	City:			
	\$3.119839144889	\$2.555089682912	EMS:	MEDIC ONE	\$0.373096818714	
			Port:	PORT OF OLYMPIA	\$0.205583061730	
			Park:			
	Total: \$9.679861313545		Library:	TIMBERLAND LIBRARY	\$0.428400000000	
			Road:	COUNTY ROAD	\$1.536299831149	
			School:	TENINO S.D. #402		\$3.119839144889
			Other:	CEMETERY DISTRICT #1 PUD #1	\$0.057312426735 \$0.009371693301	

TCA	Regular Rate/ Excess Rate	County/State of Washington	Levy	District	Rates	
					Regular	Excess
567	\$7.935962964084	\$1.394868654115	City:			
	\$3.592781274536	\$2.555089682912	EMS:	MEDIC ONE	\$0.373096818714	
			Port:	PORT OF OLYMPIA	\$0.205583061730	
			Park:			
Total:	\$11.528744238620		Library:	TIMBERLAND LIBRARY	\$0.428400000000	
			Road:	COUNTY ROAD	\$1.536299831149	
			School:	TENINO S.D. #402		\$3.119839144889
			Fire:	FIRE DISTRICT #01	\$1.375940795428	
				FIRE DISTRICT #14		\$0.472942129647
			Other:	CEMETERY DISTRICT #1	\$0.057312426735	
				PUD #1	\$0.009371693301	

(End of Report)

Taxable Values used to set Regular Levies by Tax Code Area (TCA)

Location	TCA	Taxable Value	Location	TCA	Taxable Value	Location	TCA	Taxable Value
Olympia	110	3,727,289,168	Lacey	241	2,358,394,828	FD6	465	493,620,908
Olympia	114	461,288,291	FD3	243	108,325,002	FD9	470	19,769,427
Olympia	126	8,038,155	Lacey	245	53,111,227	FD11	471	584,222,914
Olympia/FD3Bond	127	4,804,094	FD6	246	253,988,221	*	475	2,894,251
Olympia/FD3Bond	129	31,699,074	Lacey/FD3Bond	247	505,200	FD11	485	46,514,366
Olympia/FD6Bond	130	12,543,915	FD8	250	772,468,118	FD12	486	514,150
FD15	132	1,983,446	Lacey/FD6Bond	251	2,141,548	FD12	487	32,928,365
*	135	62,538,608	Lacey/FD8Bond	252	1,224,088	FD1	490	416,713,193
FD3	141	290,704,601	Rainier/FD4	310	77,645,508	*	495	28,407,786
FD6	146	120,169,669	*	320	18,778,705	FD16	497	1,482,416
FD7	150	427,172,547	*	322	1,687,227	FD1/FD14Bond	498	210,668,780
FD8	155	22,406,112	FD2	325	21,461,490	Bucoda	510	20,704,306
FD9	160	1,010,457,329	FD2	327	8,423,785	Bucoda	511	421,794
Yelm	170	364,910,262	FD4	335	187,344,994	*	515	10,467,056
Yelm	171	2,850,009	FD4	336	8,061,300	FD16	516	31,347,191
FD2	182	617,141,126	*	345	35,840,738	Tenino	530	87,300,921
FD3	185	202,319,323	FD13	346	631,207,759	*	540	48,283,183
FD4	211	31,293,797	FD9	355	94,100,633	FD16	542	3,440,501
FD6	215	55,603,971	Tumwater	440	1,395,217,961	FD1/FD14Bond	544	7,723,975
*	220	8,571,661	Tumwater	442	79,205,572	FD4	545	5,774,557
*	221	49,884,198	Tumwater/FD6Bond	443	5,189,984	FD6	555	151,507,540
FD17	225	198,381,596	Tumwater/FD5Bond	444	857,100	FD11	560	92,427,882
*	236	34,734,547	*	450	61,674,419	FD12	561	198,249,498
*	237	343,800	FD15	451	90,435,868	FD12	562	38,088,757
FD3	238	16,439,680	FD5	455	581,645,456	*	565	3,086,100
FD3	239	2,299,568,796	FD3	458	5,348,706	FD1/FD14Bond	567	5,444,040
Lacey/FD3Bond	240	471,373,482				*TCA with no fire district levy.		



Patricia Costello, Assessor
Assessor's Office
2000 Lakeridge Drive SW
Olympia WA 98502-6045