



Department I - 4-H



4-H YOUTH DEVELOPMENT

Emily Killeen - 4-H Extension Coordinator (360) 867-2157
Barb Wollstein - 4-H Program Assistant

GENERAL RULES

- 4-H members will follow the Washington State 4-H Youth Program Policy, EM0758 and Thurston County 4-H Policies. Copies are available at the Thurston County Extension Office.
- All 4-H Exhibitors must sign a 4-H Fair Exhibitor Code of Conduct form to be eligible to participate in the Thurston County Fair. Horse project members must also sign the Commitment to Excellence form.
- 4-H Age Divisions:
Please note: 4-H Age Division is determined by 4-H member's grade at the beginning of the 4-H year in October, the grade the 4-H member just completed, not the grade they are entering in the fall.
Primary - Those youth in Kindergarten who have reached their 5th birthday before January 1 through Second Grade
Junior - Those youth in the Third Grade who have reached their 8th birthday before January 1 through Fifth Grade
Intermediate - Sixth Grade through Eighth grade
Senior - Ninth Grade through Twelfth Grade, or those youth that have not reached their 19th birthday before January 1 of the current 4-H year.
- All youth wanting to participate in the Fair must be enrolled in their 4-H animal project by May 1 and Still Life by June 1 of the current 4-H year. Exception: Division W, Class 1 which includes short-term special interest 4-H projects where youth are "group enrolled" in 4-H.
- 4-H participants must follow all General Fair Rules.
- 4-H exhibitors shall not be limited in the number of entries in any one class/lot unless specifically stated in a department or class. Items will be displayed as space is available.
- No article or animal may be judged for more than one premium. Exceptions: fitting and showing, fashion revue, or similar type activity.
- Primary members are eligible for non-competitive still life or small animal events only. They may exhibit, receive a tri-colored participation ribbon and receive comments.
- 4-H'ers may not enter the same item in Open Class that they exhibit in 4-H; exceptions: dairy cattle, beef cattle, dairy goats, and sheep.
- Only individuals authorized by the superintendent are allowed in the contest area with contestant. Contestants may seek help from individuals designated by the Superintendent.
- No exhibits will be released prior to publicized date and time.
- 4-H members are expected to present a clean, neat appearance at all times. Dress should be appropriate for the event, and should reflect the personal achievement of participants at the Thurston County Fair.
- No graded school items may be entered.
- Horned, non-dairy goats or sheep may be exhibited in 4-H showmanship classes where animals are not exchanged between youth in the show ring. For a horned animal to be exhibited it must have its horn tips covered at all times while at Fair. If the sheep or non-dairy goat has scurs (horn re-growth), these scurs cannot exceed 1" in length without the horn tips being covered. Non-dairy horned goats and sheep may be shown in market and breeding classes but they must have horn tips covered at all times while at Fair as a safety precaution. No horned dairy goat animals are allowed, and no horned animals will be allowed in the Market Sale.

COUNTY FAIR 4-H RIBBONS & AWARDS

- * Blue Flat - Excellent or high degree of achievement, exhibits receiving 90-100 score
- * Red Flat - Good, exhibit receiving 80-89 score

- * White Flat - Fair, exhibit receiving 70-79 score
- * Green Participation Flat - Exhibit fails to meet expectations or minimum requirements, no premium monies.
- * Rainbow/Tri-Colored - Primary member participation ribbon. No premium monies will be paid. No special awards or trophies may be awarded unless all primary members exhibiting receive the same recognition.
- * Champion Rosette - Red and white are not eligible for championships. Within a class of livestock not qualifying all breeds, those breeds may compete for champions of that class of livestock (beef, dairy, goats, swine, sheep). Champion ribbons will be given to blue ribbon animals at the judge's discretion. Non-animal departments may select a Champion for each Junior, Intermediate, and Senior age group designation in each class if the number of entries warrant.
- * Reserve Champion Rosette - second best of all blue ribbons in a category.
- * Grand Champion Rosette - the best of Champion winners in a breed type class shall only be selected when two or more Champions are competing. Classes divided into 4-H age divisions, like fitting & showing, are not eligible for Grand Champion placing.
- * Reserve Grand Champion - second best of Champion winners in a category. Classes divided into 4-H age divisions, like fitting & showing, are not eligible for Reserve Grand Champion placing.
- * Award of Merit - is a special award distributed by Superintendents to honor exhibits/exhibitors that deserve special recognition.
- * No additional premium points will be awarded for Rosette awards.
- * 4-H contests and exhibits will be judged according to the Danish or Group Method of Judging, the 4-H standard scoring system. Blue, red, and white ribbon placings will be made. Contestants and exhibits not eligible for a blue, red or white will be given a green participation ribbon with no premium monies.

State 4-H FAIR QUALIFYING POLICY

- Only blue ribbon still life exhibits are eligible for State Fair.
- Exhibitors taking an animal to State Fair shall be selected in the following order:
 - Blue in Fitting and Showing and Blue in type, equitation or game.
 - Blue in Fitting and Showing and Red in type, equitation or game.
 - Red in Fitting and Showing and Blue in type, equitation or game.
- Red in Fitting and Showing and Red in type, equitation or game DOES NOT qualify for State Fair.
- White ribbons do not qualify for State Fair.

4-H RESOLUTION PROCEDURE DURING FAIR

Superintendents can handle most questions. Go directly to the superintendent as your first action. Feel free to seek help from 4-H staff and faculty at any time. Should a 4-H member, parent, or leader want to formally pursue a concern, the following procedure must be used:

- * Obtain a Resolution Form from the 4-H Information Booth at the Fair.
- * Complete the form and return to the 4-H Information Booth. Forms must be returned by 3:30 pm to be considered that day. Resolution Committee meets at 5:30 pm as needed.
- * The concerned individual and that superintendent will be contacted and may be required to meet with the Resolution Committee.
- * The Resolution Committee will report to the WSU Thurston County Extension Director, whose decision will be final.
- * All matters will be handled with confidentiality.

4-H INFORMATION BOOTH

Anthea Gobel - Superintendent (253)537-6210

The 4-H Booth at the west end of the Simons Barn is a good place to ask questions about 4-H exhibits and contests. Superintendents and County Extension Staff check in regularly to receive messages.



DIVISION A - GENERAL 4-H

CLASS 1 - 4-H JUDGING CONTESTS

Points: Blue – 20 Red – 15 White – 5

RULES

- See Calendar of Events at the beginning of the Fair Guide for dates, times, and locations of the judging contests.
- Members entering judging contests will be judged as individuals.
- All participants are expected to wear appropriate, tidy clothing. Participants in equine, livestock, and dairy judging contests must wear sturdy shoes or boots.
- Participants may not take paper or books into the judging area, except as allowed by the contests superintendent. Participants must provide their own pencil. A clipboard is recommended, but not required.
- A contestant found conferring/talking with anyone during the contest, except by permission of the person in charge, shall be disqualified.
- Champion and Reserve Champion ribbons will be awarded to the top-scoring Senior, Intermediate, and Junior members, as long as there blue ribbon winners in each age division.
- No more than 25% of the contest's total possible score will come from quizzes, ID classes, etc
- Scoring is done with the Hormel System, based on 50 points per class judged.
- Ties will be broken in the following order:
 - Total of oral and written reasons score(s)
 - Total score on class(es) oral and written reasons are given
- Members must complete all classes. Contestants must attempt presentation of oral and written reason classes. Members who do not attempt all classes will have their ribbon award lowered one placing.
- Juniors and Intermediates may use notes when giving their oral reasons. Seniors may not use notes when giving oral reasons.
- Written reason cards that are illegible and cannot be interpreted with normal and reasonable effort will not be scored.
- Primary members may judge large animal contests, if accompanied by a parent/adult. They may receive a tri-colored participation ribbon. Please arrange with superintendent prior to the start of the contest.
- The top 8 Senior and Intermediate blue ribbon winners are eligible to compete in the 4-H State Fair Judging Contest if available.
- For guidelines on Judging Contests see: EM4647 [Learning Through Judging](#) and EM4789 [Teaching Oral Reasons](#).
- Participants must be enrolled in project being judged in order to be placed and to receive premium points.

AGE DIVISION KEY:

a = Primary b = Juniors c = Intermediates d = Seniors

LOT

- A Cat - a, b, c, and d
- B Cavies - a, b, c, and d
- C Clothing - a, b, c, and d
- D Dairy Cattle - b, c, and d
- E Dog - a, b, c, and d
- F Expressive Arts - a, b, c, and d
- G Foods - a, b, c, and d
- H Goat (all types) - a, b, c, and d
- I Horse - a, b, c, and d (Horseless Members May Judge)
- J Livestock - a, b, c, and d
 - * All 4-H members enrolled in Beef, Sheep, or Swine projects are encouraged to participate. Members enrolled in other related animal science project areas may be considered for entry (Veterinary Science, Self-Determined Animal Science. Check with Superintendent)
 - * The 4-H Livestock Judging contest will consist of a minimum of 8 classes: 2 beef, 2 sheep, 2 swine, an oral reasons class and a written reasons class.
- K Llama & Alpaca - b, c, and d
- L Natural Resources Judging Contest - a, b, c, and d
- M Plant Science - a, b, c, and d
- N Poultry - a, b, c, and d
- O Rabbit - a, b, c, and d
- P Small Animals/Pocket Pets - a, b, c, and d

CLASS 2 - 4-H PUBLIC PRESENTATIONS

Points: Blue – 20 Red – 15 White – 5

Andrea Cotey - Superintendent (360) 923-2394

(Demonstrations, Illustrated Talks, or Public Speeches)

RULES

- Members must give a "District Demonstration" before the fair in order to be eligible for County Fair. All district demonstrations will be scheduled by the superintendent and/or 4-H Office and be open to all 4-H members.
- Must be under 20 minutes.
- Held during the Fair.
- First-come, first-served registration in Benoschek Bldg. during fair.
- An educational display or exhibit entered for current year's fair for premium points cannot be used for a public presentation.
- Members may give more than one public presentation, but only one blue ribbon presentation may advance to state.
- Member must be enrolled in the project area in which the public presentation is given.
- The topic of the presentation given at the County Fair must be the same as given at the District Demonstration.

LOT

- A Primary (participation only, no premium points)
- B Juniors
- C Intermediates
- D Seniors

CLASS 3 - 4-H EDUCATIONAL DISPLAYS

Superintendent - Jeanne Vosburgh (360)943-1578

(Posters, Displays & Mobiles)

RULES

- Exhibitor may enter up to three displays; multiple entries cannot be similar displays. Multiple entries must be in different lots, for example: equine poster, dog poster, and cat poster. OR Multiple entries in the same lot must be in separate sub-lots, for example: equine poster, equine 3-D mobile, and equine large display.
- Exhibitor is responsible for correct sub-lot selection.
- Exhibitor must be enrolled in the project area in which they wish to enter a display.
- Educational Displays may include photographs, samples, models, charts, etc. Do not use copyrighted illustrations or photographs.
- Large educational displays must be pre-entered by notifying the superintendent by the entry date with space requirements.
- Write current year's date, exhibitor's name, and club name on the back of the display.
- Displays will be exhibited in appropriate area or barn. Champion and Reserve Champion displays may be exhibited in the 4-H Still Life Building/Benoschek Building. Superintendents ONLY may pick up educational displays for their departments. Educational displays MUST BE JUDGED before superintendents pick them up.
- Displays with incorrect information will not be exhibited. For example: parasite control in livestock is not important.
- For helpful hints on making a display please contact the Extension Office and request a copy of the 4-H Educational Display Guidelines.
- A public presentation display or exhibit used for current year's fair for premium points cannot be used as an educational display.

Judging Criteria:

- Scorecard C0679 will be used to judge all displays.
- Displays should be self-explanatory. Displays may show topic of an educational or 4-H promotional nature. Topic examples: Parasite Control in Livestock or Principles of Construction in Clothing.
- All displays must be "visual," giving educational information containing all the elements necessary to tell the story.
- Illustrated posters and written material must be clear and sharp. Show details in areas where appropriate. Use correct names and correct spelling.
- All text and visual aids on displays should be visible from at least 10 feet away.

LOT

- A 4-H Promotion
- B Beef
- C Cats
- D Cavies
- E Clothing & Textiles
- F Club Exhibit



- G Dairy Cattle
- H Dogs
- I Environmental Stewardship
- J Expressive Arts
- K Foods & Nutrition
- L Goats
- M Horse
- N Llama & Alpaca
- O Mechanical Science
- P Plant Science
- Q Poultry
- R Rabbits
- S Sheep & Fleece Goats
- T Swine
- U Pocket Pets
- V Other

SUBLOTS - Add these numbers to lot letter above designating appropriate type of exhibit.

1. **Posters** (min. size 14"x22") Points: Blue – 10 Red – 8 White – 6
2. **Tri-fold cardboard display** Points: Blue – 10 Red – 8 White – 6
3. **3-D Table Displays & Mobiles** Points: Blue – 12 Red – 10 White – 8 (approx. size 24"x36")
4. **Large Displays** Points: Blue – 20 Red – 15 White -10
Large Displays are more than just posters and would include a group of items for display or an interactive demonstration with display items.

CLASS 4 - 4-H IN ACTION

Participation POINTS 15 (participation only, non-judged)
This activity is not as formal as a demonstration. 4-H members can work on something or create something while visiting with the public, such as knitting a scarf or spinning wool. Information should be presented and questions answered. A minimum of 1 hour should be served. You may repeat the activity as often a necessary to fill your time. No additional points will be earned for longer times or multiple participation events, regardless of subject matter. Pre-registration with the 4-H in Action Superintendent is required. **Performing Arts** - can consist of activities like singing, drama, puppetry, dancing, musical instrument, etc.

CLASS 5 - RECORD BOOKS

Points: Blue – 25 Red – 20 White – 15
Elena Guilfoil - Superintendent

Members are encouraged to enter a record book in the Fair. This is a county activity only; Record Books do not go to State Fair. This is NOT competition for Achievement Afternoon. Record Book must be re-submitted by 1st Friday in October to the Extension Office to be judged for Achievement Afternoon.

1. Exhibitors will not be allowed to handle books while on display.
2. Record Books should be completed and assembled using the following guidelines: Record Book Instructions, Assembly Instructions, and Record Keeping - 4-H Leader Guide; all available from the Extension Office.
3. Record Books will be judged age appropriately by 4-H age division, not by project area(s).
4. Exhibitsmanship in the Benoscek Bldg. is required of all who enter Record Books.

LOT

- A Primary (ribbon only) B Junior
- C Intermediate D Senior

4-H ANIMAL SCIENCE GENERAL RULES

Tammy Schallon—Round Robin Superintendent (360)352-0501
Debbie Clarke - Livestock Judging Superintendent (360) 273-8915

RULES

1. READ GENERAL RULES AND 4-H RULES
2. Animal Fair entries are due July 1 at the County Extension office.
3. Showmanship/Fit & Show Requirement-4-H animal exhibitors entering Type classes are required to also enter a Fit & Show class for that type. Exhibitors may show their animal in Fit & Show without entering it in a Type class, but they may not show their animal in Type without entering Fit & Show. All 4-H animal exhibitors are required to show their own animals in Fit & Show, unless special permission is granted by the superintendent for safety issues or handling of animals. Premiums could be forfeited.
4. 4-H member animals shown in both 4-H and Open Class must be housed in designated 4-H areas.

5. Animal shown at Thurston County Fair must be the same for Puyallup Fair Fitting and Showing.
6. Total animals per exhibitor may be limited depending on available space.
7. Blankets are to remain off of animals between 10:00 am and 10:00 pm. See your Superintendent for exceptions.
8. 4-H members may not exhibit the same entry in FFA and/or open class except as designated in General Rules under 4-H and FFA only.
9. Each exhibitor must allow his/her animal or animals to be used in judging contest or forfeit his/her premiums.
10. All livestock judging participants will attend contestant's meeting prior to contest.
11. Round Robin - Top two showmen in beef, swine, goats, dairy, horse, llama and sheep from Intermediate & Senior levels, are encouraged to participate in the Large Animal Round Robin. Top two showmen in pygmy goat, poultry, rabbit, cat, dog, and cavy, and pocket pet project, from Intermediate & Senior levels, are encouraged to participate in the Small Animal Round Robin. If top two showman are not available, at the superintendent discretion, substitution may be made. Top two showmen would be Champion and Reserve Champion for the Senior class and Champion and Reserve Champion for the Intermediate class. Only blue ribbon winners qualify. Seniors and Intermediates will participate in separate classes. Juniors not eligible.
12. Round Robin - Each superintendent will be responsible for determining the eligible showmen & animals from their department for the show. Superintendents will act as judges for the show or will choose someone to judge from their department.
13. Round Robin participants should dress appropriately for showing all types of animals, i.e. Sturdy footwear for Large Animal Round Robin and long sleeves for Small Animal Round Robin.
14. Market steers must be polled or dehorned. No dairy cattle animals with horns are permitted except in the Junior Heifer Calf class.
15. Showing Horned Goats: Horned, non-dairy goats or sheep may be exhibited in 4-H showmanship and type classes where animals are not exchanged between youth in the show ring. For a horned animal to be exhibited it must have its horn tips covered. If the sheep or non-dairy goat has scurs (horn re-growth), these scurs cannot exceed 1" in length without the horn tips being covered. Non-dairy horned goats and sheep may be shown in market and breeding classes but they must have horn tips covered as a safety precaution. No horned dairy goat animals are allowed. No horned animals allowed in market sale.

DIVISION B - 4-H HERDSMANSHIP RULES

Debbie Carroll - Superintendent (253)843-9135

Paul Carroll and Jenni Carroll - Assistant Superintendents

Public opinion regarding the quality of care given to animals has become most critical and needs to be considered. The purpose and guiding principals of herdsmanship are for exhibitors in the 4-H program to care for their livestock, pens, and equipment properly; insure safety; and keep stalls, surrounding areas, and animals clean and attractive at all times. Educational displays and public relations are an important component of herdsmanship.

RULES

1. Exhibiting 4-H members are to perform their own herdsmanship chores. Herdsmanship done by non-exhibitors can result in forfeit of all awards and premiums by the exhibitor(s) involved.
2. Exhibitors may perform herdsmanship as individual clubs or several clubs together.
3. All animal superintendents will notify the herdsmanship superintendent of specific barn rules and schedules.
4. Herdsmanship superintendents will examine and judge animal displays daily, between the hours of 10 a.m. and 8 p.m. At least one youth 4-H member and one adult supervisor must be on duty during these hours. Between 8 p.m. and Fair closing each evening, older members and adults must be on duty with exhibits to answer questions from the general public.
5. 4-H herdsman and adults on duty must be identified in an obvious fashion.
6. Daily evaluations will be posted. At the end of the Fair, a scoring system will be used to determine Blue, Red or White ribbon placing. Only blue placing will be eligible for the 100 point premium.
7. The following criteria will be used to establish a base for evaluation of all animal displays and their herdsman.



- A. EXHIBITORS: Appearance, Attitude, Courtesy, Conduct, Skill and Identification as a 4-H'er. Exhibitor must be properly attired. Boots or sturdy shoes worn where necessary when on herdsmanship duty.
 - B. ANIMALS: Arrangements, Cleanliness, Grooming, Bedding and Regularity of Feeding and Watering. Proper and safe techniques must be used to keep animals from getting loose. All beef and dairy must be double tied.
 - C. STALLS, CAGES, PENS: Should be free of manure at all times. They should be cleaned and new bedding applied as needed. Stall cards will be visible and readable.
 - D. ALLEYS AND GROOMING AREAS: Kept free of manure, cleaned and swept. All equipment must be stored safely and used in a safe manner.
 - E. TACK AREA: Swept, Supplies, Feed and Buckets kept orderly and clean.
 - F. OVERALL DISPLAY: An additional score will be given reflecting the evaluator's overall impression of the entire display.
8. All animal exhibitors will participate in Herdsmanship. Parents of exhibitors will be asked to serve as "adult in charge". All parents are required to have completed the volunteer form "Part B" at the 4-H Office prior to July 1.

DIVISION C - BEEF

Marie Ney - Superintendent (360) 894-2284

RULES

1. READ GENERAL RULES
2. All animals exhibited in 4-H must be stalled in the 4-H Beef Barn.
3. Judge will separate steers by grade in the ring.
4. All animals will be lined up in the show ring by age and judged accordingly.
5. Steers may be split by weight per judge's discretion.
6. Limit of six (6) head.
7. Club Herd: Limit one club herd per club.
8. All animal exhibitors will participate in Herdsmanship.
9. No animals with horns; no scurs over one inch long.

CLASS 1 - BEEF FITTING & SHOWING Points: Blue - 75 Red - 55 White - 25

Lot A Junior

Lot B Intermediate

Lot C Senior

BEEF TYPE

Points: Blue - 75 Red - 55 White - 35

CLASS 2 - ANGUS

CLASS 3 - POLLED HEREFORD

CLASS 4 - SIMMENTAL

CLASS 5 - LIMOUSIN

CLASS 6 - PINZGAUER

CLASS 7 - SHORTHORN

CLASS 8 - BRAHMA

CLASS 9 - CROSSBRED BEEF/BEEF

CLASS 10 - CROSSBRED BEEF/DAIRY (AT LEAST 50% DAIRY)

CLASS 11 - MARKET STEER

CLASS 12 - OTHER BREEDS

LOT

- A Junior Heifer calves, born after Jan. 1, the current year.
- B Late Senior Heifer calf, born after Nov. 1, previous year.
- C Early Senior Heifer calf, born between Sept. 1, and Oct. 31, previous year.
- D Summer Yearling Heifer, born between May 1, and Aug. 31, previous year.
- E Junior Yearling Heifer, born between Jan. 1, and Apr. 30, previous year.
- F Senior Yearling Heifer, born between Sept. 1, and Dec. 31, two years previous.

***Lots A-F will compete for Champion and Reserve Champion. Grand Champion of females will be selected for each breed, rosettes only.**

Best Female - first place of each breed to include crossbred.

LOT

- G Two year old female, born between May 1 and Aug. 31, two years previous.
- H Mature Cow.
- I Cow/calf, calf under 4 months of age - 1st calf only. 60% Calf, 40% Cow, 20 points per calf.
- J Jr. Bull calf, born after Jan. 1, the current year.
- K Veal (not over 4 months old)
- L Feeder Calf
- M Feeder Steer - non-sale animal - Champion and Reserve Champion
- N Market Steer-sale animal - grade choice or select Champion and Reserve Champion
- O Crossbred Dairy-Beef feeders
- P Club Herd - no premium points, club herd shall consist of 5 animals and any age eligible to show owned by at least 3 exhibitors. There will be 1st, 2nd and 3rd placing.

DIVISION D - CATS

Deborah Parmer - Superintendent (360)459-0576

RULES

1. Equipment required - H style harness, leash, approved cat carrier, cat first-aid kit, and cat grooming kit.
2. Member shall attend 50% of all club meetings from date of enrollment to be eligible to go to county fair.
3. Cats must be kept in a show cage except when being shown. Cats must be harnessed and leashed when not in cage.
4. Health Requirements:
 - A. Each cat must show proof of current distemper, rabies and chlamydia vaccination. A completed Rabies Vaccination Certificate WS4HF/1.30m must be presented at animal check-in.
 - B. Cats must be free of fleas, lice, ticks, ear mites and come to fair in show condition.
 - C. Cats must be inspected by the vet at 8:30 am on the first day at county fair.
5. No pregnant or nursing cats
6. Care, training and grooming of the cat must be the responsibility of the 4-H member.
7. Cage and display decorations must be in place by 9pm the Tuesday before the fair and will be set up for entire fair.
8. Cage decoration and costume must be completed and designed by the 4-H member. No premium points awarded.
9. 4-H members are expected to present a clean, neat appearance at all times. Members must wear an apron and identification of project, and parents must wear identification while on duty. It is the responsibility of the exhibitor to see that there is someone on duty at all times when cats are on display.
10. Parents of exhibitors will be required to participate with a 4-H member on herdsmanship, unless prior arrangements have been made with superintendent. Expected Herdsmanship hours are 10am-10pm, Wednesday through Saturday, and Sunday 9:30 am-7 pm.
11. Exhibiting 4-H members are to perform their own Herdsmanship chores. Herdsmanship done by non-exhibitors can result in forfeit of all awards and premiums by the exhibitor(s) involved.
12. All clubs and single exhibitors will be entered in and judged for Herdsmanship. See Herdsmanship Contest Rules.
13. 4-H members are encouraged to participate in the judging contest. See Judging Contest Rules.
14. It is mandatory for 4-H cat exhibitors to have an Educational Display to participate at fair.
15. 4-H members are required to stay through post-fair cat barn clean-up until dismissed by the superintendent.
16. It is the responsibility of each member to keep the tack area clean and neat at all times.



CLASS 1 - CAT FITTING & SHOWING Points: Blue - 75 Red - 55 White - 25
LOT

- A Primary (participation only, no premium points)
- B Junior
- C Intermediate
- D Senior

CAT TYPE Points: Blue - 20 Red - 15 White - 10

CLASS 2 - PUREBRED

CLASS 3 - LONGHAIRD HOUSEHOLD PET- MALE

CLASS 4 - LONGHAIRD HOUSEHOLD PET- FEMALE

CLASS 5 - SHORTHAIRD HOUSEHOLD PET- MALE

CLASS 6 - SHORTHAIRD HOUSEHOLD PET- FEMALE

CLASS 7 - KITTENS 4 TO 8 MONTHS OLD

CLASS 8 - SENIOR, 10 YRS AND OLDER



DIVISION E - DAIRY CATTLE

Marie Ney - Superintendent (360) 894-2284

RULES

1. A 4-H Dairy certificate must be on file in the Extension office on or before June 1 of current year.
2. No dairy animals with horns will be permitted to exhibit except those entered in the Junior Heifer calf class. Horns, as defined for all other age classes, shall include "scurs", "nubbins", or "stubs" which extend beyond the skin no more than one inch.
3. Selection of 4-H dairy members to represent Thurston County at the State 4-H Dairy Show shall conform to the State 4-H Fair Rules.
4. Limitations on entries: two per lot.
5. Breeds will be shown as announced just prior to show

CLASS 1 - DAIRY FITTING & SHOWING Points: Blue - 75 Red - 55 White - 25
LOT

- A Junior
- B Intermediate
- C Senior

DAIRY TYPE

Points: Blue - 75 Red - 55 White - 35

CLASS 2 - JERSEY

CLASS 3 - HOLSTEIN

CLASS 4 - BROWN SWISS


CLASS 5 - AYRSHIRE

CLASS 6 - MILKING SHORTHORN

CLASS 7 - GUERNSEY

LOT

- A Junior Heifer calf - born March 1 through May 30 of current year.
- B Intermediate Heifer calf - born Dec. 1 last year through Feb. 29 this year.
- C Senior Heifer calf - born Sept. 1 through Nov. 30 last year.
- D Summer Yearling Heifer - born June 1 through Aug. 31 last year.
- E Junior Yearling Heifer - born March 1 through May 31 last year.
- F Winter Yearling Heifer - born Feb. 28, last year through Dec. 1, two years previous.
- G Senior Yearling Heifer - born Sept. 1, two years previous through Nov. 30, two years previous.
- H Junior 2 year (unfreshened) - born between March 1 and Aug. 31, two years previous. (Note: Junior 2 year old heifers that have freshened will show in Lot I - cows, 2 years and under 3.)
- I Cow - 2 years and under 3 - born Sept. 1, three years previous through Aug. 31, two years previous.
- J Cow - 3 years and under 4 - born Sept. 1, four years previous through Aug. 31, three years previous.
- K Cow - 4 years and under 5 - born Sept. 1, five years previous through Aug. 31, four years previous.
- L Cow - 5 years and over - born before Sept. 1, five years previous.
- M Dry cow - 3 years old and older.



GRAND CHAMPION OF BREED

JUNIOR CHAMPION OF BREED - Lots A - G

SENIOR CHAMPION OF BREED - Lots H - M

Lot N Club herd one entry per club, five animals with at least three owners represented. 1st, 2nd place rosettes.

DIVISION F - DOGS

Juliana Venables - Superintendent (360) 451-1198

Jennifer Sagerser - Assistant Superintendent

GENERAL RULES

WA State Dog Program Guidelines will be followed, along with the following:

1. Care and training of project animals must be the responsibility of the member. Exhibitors may enter up to two dogs. Members may carry more than one dog as a project but must keep records on each. All dogs must be at least 6 months of age to enter.
2. Dogs should be benched at all times except for when they are being shown, exercised, or by permission of the superintendent(s) or club leader(s). Dogs are at no time to be on the Fairgrounds except going to or leaving the benched area. Dogs are not allowed in exhibit buildings, concession area or restrooms.

3. All dogs will be benched by 10:00 a.m. **Wed. through Sun. Dogs will be released Wed. through Sat. at 8 pm (EXCEPT for those dogs assigned to participate in the 8 - 10 pm exhibit time). The Dog Project will provide live dog exhibits or demonstrations during the official hours of the fair until 7 PM on Sunday.** Those who do not comply with these benching times, except in an emergency approved by the superintendent(s), will forfeit all premium awards, and ribbons. Prior arrangements must be made for benching of bitches in heat. Bitches in heat must be in sanitary pants.
4. Equipment - six foot lead (leather or nylon) and a training collar (chain or nylon). Dogs must be benched with leather or nylon buckle collar and bench chain. The bench chain should be the length between the withers and the croup. Dogs without proper benching equipment or that cannot be benched without causing a problem with other members and dogs will be excused from the Fairgrounds.
5. Dogs and handler must be well groomed. Dog should be clean and groomed. Handlers must abide by the current Washington State 4-H Dog Project dress code. Club uniforms are not allowed during competition, with the exception of team competition.
6. Rabies Vaccination Certificate - each animal entered must show proof of Rabies vaccination using the 4-H Form WS4HF/1.30m. All dogs must be free of FLEAS, LICE, TICKS, and EAR MITES.
7. Member shall attend at least 50% of all club meetings from date of enrollment to be eligible to go to fair. Individual clubs may have stricter requirements.
8. No dog will be crated on the bench. At the discretion of the superintendent(s) any dog causing problems will be disqualified and excused from the fairgrounds. No head-collars, muzzles, or pronged spiked collars.
9. All clubs and single exhibitors will be entered in and judged for Herdsmanship. Herdsmanship Contest Rules will be followed. Individual clubs may have stricter requirements.
10. Dog judging will cover materials from the AKC Complete Dog Book, AKC Complete Dog Book for Kids, and Dog Owner's Home Veterinary Handbook. Written and oral reasons may be used for intermediates and seniors. Written reasons may be used for juniors.

OBEDIENCE RULES

In addition to those represented in the WA State Dog Program Guidelines

1. The obedience classes are divided into 9 groups. Pre Novice will be divided into two lots, A & B. Pre Novice-A exhibitors MUST all be first year exhibitors with their first dog. All other exhibitors entering the Pre Novice class will enter Pre Novice-B.
2. The classes are based on the ability of the dog. Member, leader, and super-intendent(s) must decide on which class to enter according to level of training.
3. Members may enter each project dog in an obedience class but no two dogs may be entered in the same level.
4. Each member and dog may stay at the same level of obedience for 3 years; additional years must have prior approval from the general club leader and the superintendent.
5. All blue ribbon winners at COUNTY QUALIFIER(S), COUNTY FAIR, OR STATE FAIR of the previous year(s) must go on to the next class. Utility, Versatility, and Veterans/Modified, may repeat their class.
6. To enter the Versatility class, the dog must have qualified in Utility.
7. To enter Veterans/Modified class the dog must be 7 years or over or have some physical problem that prevents it from jumping and/or retrieving. Dogs under 7 years of age must have a note from their veterinarian.
8. Team to consist of 4 members and 4 dogs. Brace to consist of 2 dogs, both need not be handler's dog. Teams and Brace are not required to be from the same club. Teams and Brace will perform at the level of the dog entered at the lowest level.



SHOWMANSHIP RULES

Showmanship classes will be conducted in accordance with the Washington State Guide to Showmanship. Any dog entered in showmanship must be entered in an obedience class.

Showmanship will be divided into 4 classes: Primary, Junior, Intermediate, and Senior.

Each class (except Primary) will be divided further into sub lots;

a: First Year*, **b: Standard****, **c: Specials*****

* **Sub lot "a"**: First Year sub lot is open to all first year members and/or first year participating in 4-H dog performance classes. All first year members/exhibitors may stay in this lot during their first year, regardless of their wins. Members, who place first at a qualifying match, within their first year, have the option to move up into the standard sub lot "b" immediately or wait until the next 4-H year. First Year members that have moved up voluntarily to the standard sub lot, however, will not be eligible for Specials until their second year.

** **Sub lot "b"**: Standard sub lot is open to all 4-H dog members. A member who wins first place at a State Qualifying Match or county fair will NOT be required to move into Specials until the next 4-H year unless they choose.

*** **Sub lot "c"**: Specials sub lot shall be composed of:

- Members who placed first in the standard sub lot "b" with a blue ribbon at the prior year's county fair. Wins at a State Qualifying Match, other than county fair, do not apply.
- Members who qualified for the State Championship Weekend in Showmanship at the prior year's state fair.
- Members who have achieved Open Showmanship status in the American Kennel Club or like organization, regardless of their wins or lack thereof in 4-H.

Note: When a member moves into the next age level, he or she will return to sub lot "b" for Showmanship competition unless item 3 applies to him or her.

CLASS 1 - DOG SHOWMANSHIP (FITTING & SHOWING)

Points: Blue – 75 Red – 55 White – 25

LOT

- A Primary (Participation only, no premium points)
- B Junior – a. First Year b. Standard c. Specials
- C Intermediate – a. First Year b. Standard c. Specials
- D Senior – a. First Year b. Standard c. Specials

CLASS 2 - DOG KNOWLEDGE BOWL

Points: Blue – 10 Red – 8 White – 6

LOT

- A Primary (participation only, no premium points)
- B Junior
- C Intermediate
- D Senior

CLASS 3 - DOG GROOM SQUAD

Points: Blue – 20 Red – 15 White – 5

DOG AGILITY

Points: Blue – 40 Red – 30 White – 20

WA State Dog Agility Rules Apply

CLASS 4 - STANDARD CLASS

LOT

- A Elementary – a, b, c, d
- B Pre-Novice – a, b, c, d
- C Novice – a, b, c, d
- D Open – a, b, c, d
- E Excellent – a, b, c, d



CLASS 5 - JUMPERS/JUMPERS WITH WEAVES

LOT

- A Pre-Novice – a, b, c, d
- B Novice – a, b, c, d
- C Open – a, b, c, d
- D Excellent – a, b, c, d

Key: a = Primary (participation only, no premium points) b = Junior c = Intermediate d = Senior

DOG OBEDIENCE

Points: Blue – 40 Red – 30 White – 20

LOT

- A. Pre Novice A – a, b, c, d B. Pre Novice B – a, b, c, d

CLASS 7 - NOVICE

CLASS 8 - ADVANCED NOVICE

CLASS 9 - VETERANS/MODIFIED

CLASS 10 - GRADUATE NOVICE

CLASS 11 - OPEN

CLASS 12 - GRADUATE OPEN

CLASS 13 - UTILITY

CLASS 14 - VERSATILITY

CLASS 15 - TEAM PRE NOVICE

(Ribbon Only)

CLASS 16 - TEAM NOVICE

(Ribbon Only)

CLASS 17 - TEAM ADVANCED NOVICE

(Ribbon Only)

CLASS 18 - BRACE-PRE NOVICE

(Ribbon Only)

CLASS 19 - BRACE-NOVICE

(Ribbon Only)

CLASS 20 - BRACE-ADVANCED NOVICE

(Ribbon Only)

LOT (Classes 6 - 20): A – Primary B – Junior C – Intermediate D – Senior

DOG RALLY OBEDIENCE – WA State Dog Rally Obedience Rules Apply

Points: Blue – 40 Red – 30 White – 20

CLASS 21 - RALLY NOVICE

CLASS 22 - RALLY ADVANCED

CLASS 23 - RALLY EXCELLENT

LOT (Classes 21 - 23): A – Primary B – Junior C – Intermediate D – Senior

DIVISION G – GOATS

Ann Moelhman - Co-Superintendent (360) 446-1442

RULES

- Horn policy will follow Washington State 4-H policy. All goats, except dairy, may be shown with horns in both Type and Showmanship classes. Horn tips must be covered with horn guards at all times. If alternate horn tip covers are used, they must be pre-approved by 4-H Superintendent. Horned goats cannot be exchanged between youth in the show ring. No horned animals will be allowed in Market Sale.
- Goats may be clipped at Fair - but this must be done in a supervised "fitting" area only.
- Tentative stall and/or pen assignments will be made on the basis of entry cards due in July. Final stall and/or pen assignments will be made by the superintendent by 2:00 p.m. Tuesday, entry day of the Fair. Limitations of two (2) animals per lot will be allowed. However the superintendent has the authority to limit the total number of goat project animals that a 4-H member may bring to Fair.
- For the animal's safety, no netting style hay sacks will be allowed in the goat pens.
- The Goat Superintendent has the authority to request that the Fair Veterinarian examine a goat. The veterinarian will refuse admission to any animal showing evidence of a communicable disease. Any cost of vet care is the responsibility of the exhibitor.
- Milk-out times will be directed by superintendent.
- Only dairy animals that obviously do not conform to any breed by appearance will be entered in the Crossbreed Class. Final decision as to class will be the decision of the superintendent.
- The superintendent may combine classes if there are not enough entries to make a competitive class.
- Primary exhibitor for pygmy goats may only enter one (1) animal for Primary Type.
- All exhibitors will participate in herdsmanship. Parents of exhibitors will be asked to serve as adult in charge of herdsmanship.
- Regarding all pack goat project goats, any pack goat shown must have been on at least 5 miles of hiking during current 4-H year in order to show at the fair.
- All exhibitors are expected to attend all five fair days.
- If there are concerns or questions, please refer to page 12, 4-H Resolution Procedure.
- Round Robin participants from the Goat Department will be chosen from the two showmanship classes which had the highest number of participants from the previous year. The Champion Showman from each of these two classes will qualify. If they are unable to participate, then the Reserve Champions from these classes will take their place.
- Animals must be born by June 30th to be shown.
- Companion goats for display only.

ALL GOAT FITTING & SHOWING Points: Blue – 75 Red – 55 White – 25

ALL GOAT TYPE Points: Blue – 55 Red – 40 White – 30

CLASS 1 - GOAT KNOWLEDGE BOWL Points: Blue – 10 Red – 8 White – 6

Lot A Junior • **Lot B** Intermediate • **Lot C** Senior

DAIRY GOAT

CLASS 2 - DAIRY GOAT FITTING & SHOWING

LOT A Junior B Intermediate C Senior

DAIRY GOAT TYPE

CLASS 3 - ALPINE

CLASS 4 - LAMANCHA

CLASS 5 - NIGERIAN DWARF

CLASS 6 - NUBIAN

CLASS 7 - OBERHASLI

CLASS 8 - SAANEN

CLASS 9 - TOGGENBERG

CLASS 10 - CROSSBREDS



CLASS 11 - ALL OTHER PURE BREEDS

LOT

- A Doelings born April, May or June of this year
- B Doelings born in January, February, or March of this year
- C Does under 2 years of age NEVER freshened
- D Does under 2 years, freshened
- E Does 2 years and under 3 years, freshened
- F Does 3 years and under 5 years, freshened
- G Does 5 years and over, freshened
- H Dam & Daughter

For each breed, one champion and one reserve champion will be selected from Lot A-C and D-H from each class at the judges' discretion. Jr. Champion and Sr. Champions will compete for Grand Champion and Reserve Grand Champion. Grand Champions will compete for Best in Show.

Silver Bucket Event - 3 day Dairy Goat milk out contest (no premium points) Wednesday, Friday, and Saturday at 7pm.

Milk Test - Wednesday at 8am & 7pm.

PYGMY GOAT

CLASS 12 - PYGMY GOAT FITTING & SHOWING

LOT A Junior B Intermediate C Senior

CLASS 13 - PYGMY GOAT TYPE

LOT

- A Wethers under 1 year of age
- B Wethers 1-2 years of age
- C Wethers 2 years and older
- D Does 0-6 months of age
- E Does 6-12 months of age
- F Does 12-24 months of age
- G Does 2-4 years of age
- H Does 4 years and older
- I Dam & Daughter

One champion and one reserve champion will be selected from Lot A-C, D-F and G-H from each class at the judges' discretion. Champions will compete for Grand Champion and Reserve Grand Champion

CLASS 14 - PRIMARY MEMBER PYGMY GOAT TYPE (ribbons only)

LOT

- A Wethers under 1 year of age
- B Wethers over 1 year of age
- C Does under 1 year of age
- D Does over 1 year of age

UTILITY GOAT (Pack and Harness)

RULES

1. Pack goats shown must have been on a minimum of 5 miles of pack trips during the current 4-H year to enter competition.
2. Goats 1 year and over must have pack for fitting and showing contest
3. 4-H exhibitor must carry 10-essentials in own fanny or day pack during fitting and showing contest.


CLASS 15 - UTILITY GOAT FITTING & SHOWING

LOT A Junior B Intermediate C Senior

CLASS 16 - UTILITY GOAT TYPE

LOT

- A Does 0 - 6 months
- B Does 6 months - 1 year
- C Does 1 - 2 years
- D Does 2 year and older
- E Wether 0 - 6 months
- F Wether 6 months - 1 year
- G Wether 1 - 2 years
- H Wether 2 - 3 years
- I Wether 3 years and older



MEAT GOATS

CLASS 17 - MEAT GOAT FITTING & SHOWING

LOT A Junior B Intermediate C Senior

CLASS 18 - PUREBRED MEAT GOAT TYPE

LOT

- A 0 - 6 months • B 6 months - 1 year • C 1 - 2 years
- D 2 - 3 years • E 3 years and older

CLASS 19 - CROSSBRED MEAT GOAT TYPE

LOT

- A 0 - 6 months • B 6 months - 1 year • C 1 - 2 years
- D 2 - 3 years • E 3 years and older

CLASS 20 - MARKET GOATS TYPE

LOT A Sale B Non Sale

CLASS 21 - PET GOAT TYPE

Special project rules:

1. This class is for 4-H exhibitors who have a pet goat that does not fit into any other type class.
2. The goat is judged on general appearance, condition, cleanliness and handling.
3. Goats entered in this class are not eligible for state fair.
4. Pet Goat Fitting & Showing: Showmanship is required if entered in any Type class. If there are too few entries for a Pet Goat Fit & Show class then exhibitors will exhibit in Fit & Show under another Type Class that the Pet Goat most matches.

FLEECE GOAT

CLASS 22 - FLEECE GOAT FITTING & SHOWING

LOT A Junior B Intermediate C Senior

FLEECE GOAT TYPE

CLASS 23 - ANGORA GOATS

CLASS 24 - CASHMERE GOATS

CLASS 25 - PYGORA GOATS

LOT A Wethers under 1 year of age • B Wethers over 1 year of age
C Does under 1 year of age • D Does 1-2 years of age
E Does 2 years and older

DIVISION H - HORSE


Horse Bowl Superintendent - Contact the 4-H Office

Performance Horse Superintendent - Tim McBride (360) 878-0020

Western Games Superintendent - Keith Quentin (360)357-8853

Groom Squad- TBA

Dressage/Jumping Superintendent - Kathy Manor, 360-357-6333



RULES

1. Only members enrolled in 4-H Horse projects are eligible to exhibit in this division.
2. Jan. 1st will be considered the birth date of all horses.
3. Age of 4-H members: see 4-H General Rules. Note: 4-H'ers must be in the 3rd grade and have reached their 8th birthday by Jan. 1 of current 4-H year to exhibit a horse at the Fair. Primary may judge, give public presentations, assist in herdsmanship, or enter an educational display. Primary members may assist with Herdsmanship (water flowers, rake sawdust, etc) as long as they do not have hands-on contact with horses (no holding horses while cleaning stalls for example).
4. No stallions are allowed at the Fair.
5. Horses exhibited in yearling, 2 yr. old halter cannot be entered in performance or western games.
6. Three year-old horses will be allowed in performance classes.
7. Mares entered in Mare & Foal class are eligible for performance and/or western games provided the foal is weaned 30 days prior to the Thurston County Fair and taken home following Mare & Foal class. No lactating mares in any 4-H event.
8. A 4-H member may show a different horse in each of the following: Performance, Halter, and Western Games, Jumping and Dressage, Driving, Competitive Trail, and Trail-in Hand.
9. A horse may be exhibited by more than one 4-H member providing they are not in the same age division and participating in the same discipline. They may participate in the same discipline if the 4-H members are not in the same age division. Each 4-H member must turn in a Horse Certificate.
10. 4-H members entering Performance, Halter, Jumping, Dressage, and Trail-in Hand with more than one animal must enter Performance Fitting and Showing with each animal. 4-H members entering Western Games must also compete in the Western Games Fitting and Showing.
11. Horses stabled in the barns must remain on Fairgrounds at all times as agreed upon according to the Fair schedule. All stalls will remain full.
12. Horses will be fed only in the stalls. Hay bags may be used in stalls throughout the day but must be removed by 10 pm. Water and salt is required to be available to horses at all times.
13. If a horse sustains injury or is unable to be shown, contestant may petition the Thurston County 4-H Office for permission to show a replacement horse. Replacement horse cannot be taken to State Fair.
14. Whips are accepted only in the following classes: Western Games (no maximum length), Saddle Seat (maximum length 48"), Harness (maximum length 78"). Hunt Seat crop or whip maximum length 36".
15. No person, other than the contestant may ride or handle a contestant's horse during the Fair unless permission is obtained from a member of the Horse Advisory Board or the Horse Superintendent. Exception during herds.



16. See 4-H General Rules for State Fair qualification.
17. A 4-H member may draw premiums ONLY in Fitting and Showing and two other Lots in either Performance, Western Games, Dressage, Jumping, Harness, and/or Trail-in-Hand. Entry cards must indicate premium classes.
18. No premium points or state team points will be allotted for Intermediate and Senior Pleasure classes. Juniors entered in Walk/ Trot or Walk/Jog classes cannot cross enter in canter classes.
19. In addition to these rules, all contestants must comply with the General and 4-H Department Rules.
20. Stall decorations and tack rooms must be in place by 9:00 pm, Tuesday before the Fair.
21. Tack sheds cannot exceed 10'x10' or of equal square feet.
22. Rule acknowledgment & waivers must be turned in prior to receiving exhibitors number in show office.
23. Chaps are not permitted in Equitation class but they are optional in pleasure classes. Jackets are optional in all classes. Horses must be in the 4-H exhibitors care and management 90 days prior to the Fair. By May 1st, exhibitors must submit a C0233 4-H Horse Certificate and Individual Horse Record form for each animal they plan to exhibit to be eligible for Fair. 4-H horse exhibitors must also submit a 4-H Record Book following either the County Fair Entry guidelines for Record Books or the Horse Project Minimum Requirements for a Record Book.
24. EQUESTRIAN HELMETS – All Washington 4-H youths participating in all equine projects and activities must wear American Society of Testing Materials (ASTM) and Safety Engineering Institute (SEI) approved headgear when riding or driving. The headgear must have a chin strap and be properly fitted. Additionally, all equestrians (including adults) are strongly encouraged to wear protective headgear at all times when riding or working around horses.
25. Member may exhibit a project animal in the Trail-in-Hand class that is not shown in any other riding classes that requires exhibitors to canter or lope.

CLASS 1 – HORSE SHOWMANSHIP (FITTING & SHOWING)

Points: Blue – 75 Red – 55 White – 25

LOT

- A Junior
- B Intermediate
- C Senior

CLASS 2 - HORSE KNOWLEDGE BOWL Points: Blue – 10 Red – 8 White – 6

LOT

- A Primary (participation only, no premium points)
- B Junior
- C Intermediate
- D Senior

CLASS 3 - HALTER Points: Blue – 60 Red – 40 White – 20

LOT

- A Mare and foal. Mare cannot be exhibited in class 4, 5, and 6. See #7 of 4-H Light Horse Rules.
- B Gelding or mare-yearling foaled previous year
- C Gelding or mare - 2 years old, foaled two years previous
- D Gelding or mare - 3 years old, foaled three years previous. 3-year-old may be exhibited in Class 2, 4, 7, 8, or 10.

CLASS 4 – EQUITATION Points: Blue – 60 Red – 40 White – 20

LOT

- A Stock Seat Equitation - b, c, d
- B Saddle Seat or Walking Horse Seat - b, c, d
- C Hunt Seat - not to jump - b, c, d
- D Bareback Equitation - b, c, d
- E English Equitation walk/trot - b (no premium points) Ribbon only - no cross entry with canter class except practical horse.
- F Western Equitation walk/jog - b (no premium points) Ribbon only - no cross entry with canter class except practical horse.

CLASS 5 - PRACTICAL HORSEMANSHIP

Points: Blue – 60 Red – 40 White – 20

LOT

- A Practical Horsemanship - b, c, d

CLASS 6 - WESTERN GAMES Points: Blue – 60 Red – 40 White - 20

LOT

- A Key Hole Race - b, c, d
- B Idaho Figure 8 Stake Race - b, c, d
- C Pole Bending - b, c, d
- D Two Barrel Flag Race - b, c, d
- E Texas Barrel Race - b, c, d
- F International Flag Race - b, c, d

CLASS 7 - GROOM SQUAD Points: Blue – 20 Red – 15 White – 5

(State Fair Bulletin #61 will be followed for rules)

A squad must be made up of all 3 senior members or all 3 intermediate members. A separate entry form must be submitted for each groom squad member. An intermediate and senior mixed team may compete but are not eligible to attend State Fair and will be judged with the senior class. Rules listed in "Groom Squad Contest - State Fair No. 61", will be used.

CLASS 8 - HUNT SEAT EQUITATION OVER FENCES

Points: Blue – 60 Red – 40 White – 20

LOT

- A Beginning equitation over fences not to exceed 1'6" (trot or canter)
- B Equitation over fences not to exceed 2'0"
- C Equitation over fences not to exceed 2'6"
- D Equitation over fences not to exceed 3'0"

CLASS 9 - DRESSAGE Points: Blue – 60 Red – 40 White – 20

LOT A Junior B Intermediate C Senior

CLASS 10 – HARNESS Points: Blue – 60 Red – 40 White – 20

LOT

- A Pleasure driving - b, c, d
- B Reinsmanship - b, c, d
- C Precision - b, c, d

CLASS 11 - TRAIL-IN-HAND Points: Blue – 60 Red – 40 White – 20

CLASS 12 – PLEASURE (Ribbon Only, no points)

LOT

- A English Pleasure - c, d (hunt seat or saddle seat)
- B Western Pleasure - c, d

DIVISION I – HORSELESS HORSE

Superintendent - TBA

RULES

1. 4-H members must be enrolled in the Horseless Horse Project to exhibit in this division.
2. Guidelines for Horseless Horse Exhibits and a "Class List" for the Model Horse Show are available at the 4-H Office.
3. Other options: horseless horse members may also participate in the fair by doing an Educational Display, Public Presentation, Horse Judging Contest, Groom Squad (Int. & Sr.), Horse Knowledge Bowl, and 4-H In Action.

CLASS 1 – HORSELESS HORSE FITTING & SHOWING

Points: Blue – 75 Red – 55 White – 25

Lot A Primary (Participation only, no premium points)

Lot B Junior

Lot C Intermediate

Lot D Senior

CLASS 2 - MODEL HORSES Points: Blue – 15 Red – 10 White – 5

Lot A Horse Figurine Collection

(Superintendent reserves the right to limit the number of items per collection due to space availability)

Lot B Horse Diorama

Lot C Model Horse Live Show Exhibit

Lot D Model Horse Photo Show Exhibit

CLASS 3 - NOTEBOOK OR SCRAPBOOK Points: Blue – 15 Red – 10 White - 5

Horse Notebook or Scrapbook (pictures, articles, educational materials, etc. compiled in an album illustrating a horse topic or topics).

CLASS 4 – OTHER HORSELESS HORSE EXHIBIT

Points: Blue – 15 Red – 10 White – 5



DIVISION J- LLAMAS & ALPACAS

Kathie McWaid - Superintendent (360) 438-3476

RULES

1. Any llama or alpaca unmanageable by exhibiting member will be sent home.
2. Any llama or alpaca showing extreme signs of stress will be sent home.
3. No tranquilizers will be allowed.
4. An exercise area will be assigned for llamas and alpaca. Llamas and alpaca will not be allowed in other areas of the Fairgrounds without special permission from the 4-H Llama and Alpaca Superintendent or Fair Manager.
5. Llamas and alpacas must be attended by their exhibitors every day of the Fair.
6. 4-H members may pre-arrange with a Thurston County llama or alpaca rancher to help on their ranch to be able to exhibit a llama or alpaca from that ranch. Arrangements must be made by May 1st.
7. Llamas and alpacas may be used by members of the same family as long as each child is in a different age group.
8. Members may receive premiums in three (3) classes only, one of which must be Fitting & Showing.
9. Eligible llamas and alpacas: Intact males up to 16 months of age, geldings, and females.
10. Llamas and alpacas of any age may compete in any class except packing. Llamas and alpacas younger than 12 months may not be used in the pack class competition.

CLASS 1 - LLAMA AND ALPACA FITTING & SHOWING

Points: Blue - 75 Red - 55 White - 25

LOT

A Junior • B Intermediate • C Senior

CLASS 2 - LLAMA AND ALPACA KNOWLEDGE BOWL

Points: Blue - 10 Red - 8 White - 6

LOT A Junior B Intermediate C Senior

CLASS 3 - TRAIL OBSTACLES

Points: Blue - 75 Red - 55 White - 40

OBSTACLE COURSE - Llama and alpacas to compete unpacked through planned obstacle course. May include water hazard, jumps, backing, maze, etc. Consideration made for incomplete attempts.

LOT

A Junior
B Intermediate
C Senior

CLASS 4 - PUBLIC RELATIONS Points: Blue - 75 Red - 55 White - 40

Working with the Public. This class will be a skill course using obstacles encountered when members work their llamas and alpacas in public. The member and/or llama and alpaca may wear a costume.

LOT A Junior B Intermediate C Senior

CLASS 5 - ARTS & CRAFTS Points: Blue - 15 Red - 10 White - 5

Limited to items made for use on llamas and alpacas (i.e. lead rope) or in a llama and alpaca image (i.e. llama and alpaca planter), or made of llama or alpaca wool. May enter one item in each lot.

LOT

A Useful Llama and Alpaca items
B Decorative Llama and Alpaca items
C Other

CLASS 6 - COSTUME (ribbons only)

LOT

A Junior
B Intermediate
C Senior



DIVISION K - POULTRY

Teresa Smith-Superintendent (360)280-7011

RULES

1. All poultry must pass through a vet check between 4:00 PM-8:00 PM Tuesday, the day before the Fair opens and not be removed before 7:00 PM Sunday, closing day of the fair.
2. Poultry will be inspected for lice. Poultry having lice, showing signs of sickness or are excessively dirty will be refused entry by the superintendent and/or vet.
3. No late entries will be accepted.
4. Fowl will be exhibited in cages provided by the fair. Entries are subject to space availability.
5. Only two entries will be permitted by each exhibitor in each class, per variety, unless stated otherwise.
6. One crossbred entry will be allowed per exhibitor. Single or Pen.
7. Transportation cages shall be removed from the fairgrounds between time of entry and the removal of the exhibits.
8. Birds shown in a trio or pen cannot be shown as individuals.
9. A trio is two females and one male; a pair is one male and one female. All birds must be of the same breed and variety.
10. A pen is three birds of the same sex, age, breed, and variety.
11. The words "old", "hen", and "cock" mean birds over one year of age. The words "young", "pullet", and "cockerel" mean birds under one year of age.
12. All birds exhibited must show maturity and be completely feathered.
13. The judge may consider an entry not worthy of an award. All judges' decisions are final.
14. All standard egg production breeds will be judged on the basis of production. Chicken, turkey, duck, and goose classes shall be judged by the American Standard of Perfection.
15. All entries will be classified by breed and variety recognized by the American Standard of Perfection except for crossbreed classes. This class will be judged on appearance, condition, and cleanliness.
16. All exhibitors will be required to perform assigned barn duty or premium money will be withheld. The number of shifts required will be determined by the number of participants.
17. There will be no cross-exhibiting between 4-H, FFA, and Open Poultry.
18. Primary exhibitors must have a parent present at all times.
19. Entry forms are due to the 4-H Office no later than July 1st. All entries must be submitted on the Poultry Entry Form.
20. Poultry themed Arts & Crafts may be entered under Division U - Expressive Arts.
21. All exhibitors must participate in Fitting and Showmanship to receive premiums earned on exhibits.

CLASS 1 - FITTING AND SHOWMANSHIP

Points: Blue - 75 Red - 55 White - 25

LOT

A Primary (Participation only, no premium points)
B Junior
C Intermediate
D Senior

POULTRY JUDGING

See DIVISION: A CLASS: 1 LOT: NA - Primary, NB - Junior, NC - Intermediate, ND - Senior

POULTRY TYPES

STANDARD BREEDS

Type Class Points: Blue - 15 Red - 10 White - 5

Points for Pens, Trios, & Pairs: Blue - 25 Red - 15 White - 10

CLASS 2 - American Class: Plymouth Rocks, Dominiques, Whyandottes, Javas, Rhode Islands, Buckeyes, Chantacles, Jersey Giants, Lamonas, New Hampshires, Hollands, & Delawares.

CLASS 3 - Asian Class: Brahmas, Cochins, & Langshans.

CLASS 4 - English Class: Dorkings, Red Caps, Cornish, Orpingtons, Sussex, & Australorps.

CLASS 5 - Mediterranean Class: Leghorns, Minorcas, Spanish, Andalusians, Anconas, Sicilian Buttercups, & Catalanas.

CLASS 6 - Continental Class: Hamburgs, Campines, Lakenvelders, Barnevelders, Welsummers, Polish - Bearded and Non-Bearded, Houdans, Faverolles, Crevecoeurs, & LaFleche.

CLASS 7 - All Other Standard Breeds: Modern Game, Old English, Malays, Sumatras, Aseels, Shamos, Yokohamas, Pheonix, Cubalayays, Sultans, Frizzles, Naked Necks, Araucanas, & Ameraucanas.



CLASS 8 - Crossbreeds: Any Standard breed mix.

BANTAM BREEDS

Type Class Points: Blue - 15 Red - 10 White - 5

Points for Pens, Trios, & Pairs: Blue - 25 Red - 15 White - 10

CLASS 9 - Game Bantams Class: Modern Games & Old English Games

CLASS 10 - Single Comb Clean Legged Class: Anaconas, Andalusians, Australorps, Catalanas, Campines, Delawares, Dorkings, Dutch, Frizzle, Hollands, Japanese, Javas, Jersey Giants, Lakenvelders, Lamonas, Leghorns, Minorcas, Naked Necks, New Hampshires, Orpingtons, Pheonix, Plymouth Rocks, Rhode Islands, Spanish, & Sussex.

CLASS 11 - Rose Comb Clean Legged Class: Anconas, Belgian Bearded d'Anvers, Dorkings, Dominiques, Hamburgs, Leghorns, Minorcas, Red Caps, Rosecombs, Sebrights, & Wyandottes.


CLASS 12 - All Other Combs, Clean Legged Class: Ameraucanas, Araucanas, Buckeyes, Shamos, Sicilians, Buttercups, Sumatras, Yokohamas, Chanteclers, Cornish, Crevecoeurs, Cubalayas, Houdans, LaFleche, Malays, & Polish.

CLASS 13 - Feather Legged Class: Botted d'Uccles, Brahmas, Cochins, Faverolles, Frizzles, Langshans, Silkies, & Sultans.

CLASS 14 - Crossbreed: Any Bantam breed mix.

LOT:

- A. Cock
- B. Hen
- C. Cockerel
- D. Pullet
- E. Young Trio
- F. Old Trio
- G. Young Pair
- H. Old Pair
- I. Old Pen



CLASS 15 - LAYING HENS

Type Class Points: Blue - 15 Red - 10 White - 5

Points for Pens, Trios, & Pairs: Blue - 25 Red - 15 White - 10

The birds will be judged on factors of persistency, intensity, health, and vigor.

LOT:

- A. Single
- B. Pen

CLASS 16 - MEAT CLASSES

Points: Chickens: Blue - 15 Red - 10 White - 5

Turkeys and Geese: Blue - 25 Red - 15 White - 10

Non-Market Sale poultry. Do not use this Class or Lot for Market Sale animals.

Chickens: 6-7 weeks old & 5-7# each

Turkeys: Tom 22# minimum - Hen 12# minimum

Goose: Gander 20# minimum - Goose 12# minimum

LOT:

- A. Chicken - Single
- B. Chicken - Pen
- C. Turkey - Single
- D. Goose - Single

DUCKS

Type Class Points: Blue - 15 Red - 10 White - 5

Points for Trios: Blue - 25 Red - 15 White - 10

CLASS 17 - Standard Duck

CLASS 18 - Bantam Duck

LOT:

- A. Young Drake
- B. Young Duck
- C. Old Drake
- D. Old Duck
- E. Trio of Ducks

CLASS 19 - GEESE

Type Class Points: Blue - 25 Red - 15 White - 10

Points for Trios: Blue - 30 Red - 20 White - 10

LOT:

- A. Young Gander
- B. Young Goose
- C. Old Gander
- D. Old Goose
- E. Trio of Geese

CLASS 20 - TURKEYS

Type Class Points: Blue - 25 Red - 15 White - 10

Points for Trios: Blue - 30 Red - 20 White - 10

LOT:

- A. Young Tom
- B. Young Hen
- C. Old Tom
- D. Old Hen
- E. Trio of Turkeys

CLASS 21 - Other Poultry/Gamebirds

BE SURE TO LIST SPECIES & VARIETY IN DESCRIPTION - EXAMPLE: DOVE OR RING NECK PHEASANT

Type Class Points: Blue - 15 Red - 10 White - 5

Points for Trio: Blue - 25 Red - 15 White - 10

LOT:

- A. Old Male
- B. Old Female
- C. Young Male
- D. Young Female
- E. Trio

PIGEONS

Type Class Points: Blue - 15 Red - 10 White - 5

CLASS 22 - Utility Breeds

CLASS 23 - Roller Breeds

CLASS 24 - Fancy Breeds

CLASS 25 - Racing Homer

LOT:

- A. Old Cock
- B. Old Hen
- C. Young Cock
- D. Young Hen

HOMEMADE POULTRY EQUIPMENT

Points: Blue - 20 Red - 10 White - 5

Contestants may enter one entry per lot. The entry may be assembled from pre-manufactured kits. The exhibitor must produce a copy of the building plans. This may be a standard plan and need not be original. Brooders should be equipped with some way to control temperature and provide fire safety standards. This entry should include appropriate containers for feed and water.

CLASS 26 - Poultry Equipment

CLASS 27 - Pigeon or Dove Equipment

CLASS 28 - Other

LOT:

- A. Egg Incubator
- B. Brooder
- C. Transportation
- D. Other

EGGS

Points: Blue - 15 Red - 10 White - 5

CLASS 29 - White - Eggs

CLASS 30 - Brown - Eggs

CLASS 31 - Other - Eggs

LOT:

- A. Jumbo - Min. wt. 30 oz. per dozen
- B. Extra Large - Min. wt. 27 oz. per dozen
- C. Large - Min. wt. 24 oz. per dozen
- D. Medium - Min. wt. 21 oz. per dozen
- E. Small - Min. wt. 18 oz. per dozen
- F. Other - (Duck, goose, pee wee, etc.)

CLASS 32 - POULTRY COSTUME CONTEST (Special prizes - No premium points).

Costumes must be made by the exhibitor with minimum help from others. No costumes may be adapted from dolls or other pre-made outfits. Some small accessories are acceptable. Only one entry per exhibitor.

CLASS 33 - ROOSTER CROWING CONTEST

(Special prizes - No premium points). One entry per exhibitor.





DIVISION L - RABBITS

Heather Dean - Superintendent (360)977-1469

Audrey Todd - Assistant Superintendent (360) 400-0281

RULES

- All exhibitors are responsible for feeding and cleaning cages of animals they have entered in the Fair each day.
- All entries must be permanently tattooed in the left ear prior to the Fair.
- All rabbits are to be shown by breed (except meat animals). Specify variety on entry form. The same animal MAY NOT be entered in type and meat or Market Sale Class.
- All exhibitors and parents must sign up for Herdsmanship duty (hours to be determined by the Superintendent) please see the Exhibitors guide for Herdsmanship rules
- Suitable water and feed containers must be presented by the exhibitor at the vet check prior to the animal being allowed to enter a cage.
- Only crocks (plastic or ceramic) of adequate size will be allowed. Crocks must hold two (2) cups of water. No water bottles except for wool breeds. Carry cages may NOT be left at Fair.
- No rabbits under 10 weeks (except fryers) will be allowed. Rabbits must also make minimum breed weights. Refer to ARBA Standard of Perfection.
- Angora wool is to be entered under Division O – Fleece & Fiber, Class 1, lot I – Angora Rabbit. Refer to ARBA Standard of Perfection.
- Animal Limit - rabbit exhibits are limited to 20 animals per exhibitor. Primary members are limited to two (2) animals. Superintendent may further limit entries based on space.
- The ARBA standard of Perfection will be used for all judging and entering purposes. All entries will be checked by the superintendent and a veterinarian for fleas, mites, lice, and other diseases upon arrival to the fair, at the back gate. Any animal found with any external parasites or other diseases or illnesses will not be allowed entry to the fair. The veterinarian's decision is final.

CLASS 1 - RABBIT FITTING & SHOWING

Points: Blue – 75 Red – 55 White – 25

LOT

- A Primary (participation only, no premium points)
- B Junior
- C Intermediate
- D Senior

CLASS 2 - RABBIT KNOWLEDGE BOWL

Wednesday at 4 pm

Points: Blue – 10 Red – 8 White – 6

LOT

- A Primary (participation only, no premium points)
- B Junior
- C Intermediate
- D Senior

CLASS 3 - COMMERCIAL OR HEAVY BREEDS

Points: Blue – 15 Red – 10 White – 5

LOT

- A New Zealand
- B Californian
- C English Lops
- D French Lops
- E American Chinchilla
- F Giant Chinchilla
- G Standard Chinchilla
- H Satins
- I Palominos
- J Checkered Giants
- K Silver Martens
- L Hotot
- M Lilac
- N Other Purebreds
- O Flemish Giant

CLASS 4 - FANCY OR SMALL BREEDS

Points: Blue – 15 Red – 10 White – 5

(Seniors or Juniors only - no intermediate class of rabbit)

LOT

- A Dutch
- C Polish
- E Tans
- B Netherland Dwarf
- D Rex
- F Florida Whites

G English Angora

I Mini Lop

K Himalayan

M Dwarf Hotot

O Jersey Wooly

H French Angora

J Holland Lop

L Other Purebreds

N Mini Rex

CLASS 5 – MEAT CLASS

Single Points: Blue – 15 Red – 10 White – 5;

Pen Points: Blue – 50 Red – 35 White – 20

Crossbreeds may be limited. Any rabbit entered in type may NOT be entered in Meat Class.

LOT

- A Meat Pen - 3 animals of same breed and variety. Age limit not over ten (10) weeks, weight limit not over 5 lbs. each rabbit.
- B Single Fryer - one rabbit not over 10 weeks of age, weight limit not over 5 lbs.
- C Roaster - one rabbit must be under 6 months of age: maximum weight, 8 lbs.; minimum weight, 5 lbs.
- D Stewers must be 6 months of age and over; minimum weight 8 lbs.

CLASS 6 - MARKET SALE CLASS

Meat rabbits must be of the 18 recognized ARBA commercial breeds or a crossbreed of the commercial breeds. Only one Meat Pen or one Fryer may be entered in the Market Sale. Any rabbit entered in Type may not be entered in the Market Sale Class.

Single Points: Blue – 15 Red – 10 White – 5

Pen Points: Blue – 50 Red – 35 White – 20

LOT

- A Meat Pen – Three rabbits of the same breed and variety. Age limit: not over 10 weeks Weight limits: Minimum 3 lbs/Maximum 5 lbs
- B Single Fryer-one rabbit Age limit: not over 10 weeks Weight limits: minimum 3 lbs/Maximum 5 lbs

CLASS 7 - PET CLASS Points: Blue – 15 Red – 10 White – 5

LOT

- A This class is for pet rabbits that do not fit in any other type class. The animals will be judged on general appearance, condition and cleanliness.

CLASS 8 – EQUIPMENT Points: Blue – 20 Red – 15 White – 10

All items must be made in the current 4-H year by the 4-H'er currently enrolled in the rabbit project.

LOT

- A Carry Case
- B Feeder
- C Nest Box
- D Hutch/Cage
- E Pelt - pelts limited to 5 entries
- F Tattoo Box
- G Other

CLASS 9 - RABBIT COSTUME CONTEST (participation only, no premium points)

Prettiest Doe/Most Handsome Buck

RULES

- Costumes must be made by the member with a minimum of help from the parents or others; use your personal discretion for you are in competition with other members under the same rules.
- No costumes may be adapted from dolls or other pre-made outfits. Some small accessories are acceptable, use your judgment.
- Only one entry per exhibitor allowed.

CLASS 10 - BREEDERS CLASS: RABBIT

(participation only, no premium points)

Rosettes will be given to the top animals in rabbits.

RULES

- The exhibitor may enter only one animal.
- The animal must have been born and raised by a doe or sow owned by the exhibitor.
- Animal may be selected after regular type judging is completed.
- Pedigree must be presented to the Superintendent by Sunday morning as proof animal was bred by the exhibitor.

CLASS 12 - RABBIT AGILITY COURSE

(participation only, no premium points)





DIVISION M - CAVIES

Deborah Parmer – Superintendent (360) 459-0576

RULES

1. All entries must have an ear tag in the left ear prior to Fair.
2. Exhibitors may be limited on entries by the Superintendent depending on space available. Primary members are limited to two (2) animals. Only one cavy will be allowed per cage.
3. Exhibitors will provide suitable feed crocks and water bottles that must be approved at check in. Bedding will be provided by the cavy project.
4. Cavy cages must be cleaned by exhibitor Friday morning before the Fair opens.
5. Show room classes and registration weight: Junior boars & sows: Up to 4 months of age, 12 to 22 oz. Intermediate boars & sows: Up to 6 months of age, 23 to 32 oz. Senior boars & sows: Over 32 oz.
6. The ARBA standard of Perfection will be used for all judging and entering purposes. All entries will be checked by the superintendent and a veterinarian for fleas, mites, lice, and other diseases upon arrival to the fair, at the back gate. Any animal found with any external parasites or other diseases or illnesses will not be allowed entry to the fair. The veterinarian's decision is final.
7. All exhibitors are responsible for feeding and cleaning cages of animals they have entered in the Fair each day.

CLASS 1 - CAVY FITTING & SHOWING Points: Blue – 75 Red – 55 White – 25
LOT

- A Primary (participation only, no premium points)
- B Junior
- C Intermediate
- D Senior

CAVY TYPE Points: Blue – 15 Red – 10 White – 5

CLASS 2 - ABYSSINIAN

CLASS 3 - ABYSSINIAN SATIN

CLASS 4 - AMERICAN

CLASS 5 - AMERICAN SATIN

CLASS 6 - PERUVIAN

CLASS 7 - PERUVIAN SATIN

CLASS 8 - SILKIE

CLASS 9 - SILKIE SATIN

CLASS 10 - TEDDY

CLASS 11 - TEDDY SATIN

CLASS 12 - WHITE CRESTED

CLASS 13 - TEXEL

CLASS 14 - CORONET

CLASS 15 - PET CLASS (CROSSBRED OR PUREBRED) This class is for pet quality cavies, that do not fit in any other type class. The animals will be judged on general appearance, condition, cleanliness and behavior..

LOT

- A Junior Boar
- B Intermediate Boar
- C Senior Boar
- D Junior Sow
- E Intermediate Sow
- F Senior Sow

CLASS 16 – EQUIPMENT Points: Blue – 20 Red – 15 White – 10

All items must be made in the current 4-H year by the 4-H'er currently enrolled in the cavy project.

LOT

A Carry Case • **B** Feeder • **C** Cage • **D** Ear Tag Box • **E** Other

CLASS 17 – CAVY KNOWLEDGE BOWL Points: Blue – 20 Red – 15 White – 10

LOT

- A** Primary (participation only, no premium points) • **B** Junior • **C** Intermediate • **D** Senior


CLASS 18 – CAVY COSTUME CONTEST

Prettiest Sow/Most Handsome Boar. (Participation only, no premium points)

RULES

1. Costumes must be made by the member with a minimum of help from the parents or others; use your personal discretion for you are in competition with other members under the same rules.
2. No costumes may be adapted from dolls or other pre-made outfits. Some small accessories are acceptable, use your judgment.
3. Only one entry per exhibitor allowed.

CLASS 19 – CAVY BREEDERS CLASS (participation only, no premium points)



RULES

1. The exhibitor may enter only one animal.
2. The animal must have been born and raised by a sow owned by the exhibitor.
3. Animal may be selected after regular type judging is completed.
4. Pedigree must be presented to the Superintendent by Wednesday morning of fair as proof animal was bred by exhibitor.

DIVISION N - SHEEP

Joana Harold - Co-Superintendent (360) 456-3897

Debbie Clarke - Co-Superintendent (360) 273-8915

RULES

1. Two entries per lot in singles classes A, B, C, D & E, H & I allowed.
2. In lots I & J, fleece is to be no longer than 3/4".
3. Animals in lots A-E not eligible in lots H & J, one entry limit for Lot J.

CLASS 1 – SHEEP FITTING & SHOWING

Points: Blue – 75 Red – 55 White – 25

LOT

- A Junior
- B Intermediate
- C Senior

SHEEP TYPE Points: Blue – 55 Red – 40 White – 30

CLASS 2 - BORDER CHEVIOT

CLASS 3 - COLUMBIA

CLASS 4 - CORRIEDALE

CLASS 5 - DORSET

CLASS 6 - HAMPSHIRE

CLASS 7 - MONTADALE

CLASS 8 - ROMNEY

CLASS 9 - SHROPSHIRE

CLASS 10 - SOUTHDOWN

CLASS 11 - SUFFOLK

CLASS 12 - NATURAL COLORED

CLASS 13 - CROSSBRED (NO RAMS)

CLASS 14 - OTHER BREEDS

LOT

- A Aged ewe - aged ewe two years of age or older by Aug 1
- B Yearling ewe - Ewe one year of age, but less than two years, Aug. 1
- C Ewe lamb - Ewe less than one year on Aug. 1
- D Ram lamb - Ram less than one year of age Aug. 1
- E Yearling ram - Ram one year of age, but less than two years, Aug. 1
- F Ewe and her lamb - ewe from lots A or B with lamb or lambs she raised, which were shown in lots C-D or H-J.
- G Exhibitor's Flock (3 head) - Consists of one aged ewe or one yearling ewe, and one ewe lamb, and one yearling ram or ram lamb, which were shown in above lots by the same exhibitor. Ribbons only.

CLASS 15 – MARKET LAMBS

H Club flock. No premium points. Club flock will consist of 5 sale or non-sale

market lambs or 5 breeding sheep shown by 2 or more exhibitors from the same club. There will be a first, second, and third placing.

I Feeder lamb.


J Market lamb. (Non-sale animal) Judge will separate feeders and markets in the ring.

K Market lamb - Sale animal-choice or select-Champion and Reserve Champion

CLASS 16 - ALL BREEDS – WETHERS

LOT

- L Wool breeds, in full fleece
- M Down breeds, in full fleece





DIVISION O - FLEECE & FIBER

Joana Harold - Co-Superintendent (360) 456-3897
Debbie Clarke - Co-Superintendent (360) 239-8915

RULES

1. Two fleece per lot per exhibitor allowed. Sub-lots allowed for each different breed within the lot.
2. Fleeces must be from the exhibitor's project animals, must be from the current year and not represent more than one year's growth. Only fiber/fleece from llamas may represent more than 1 year's growth. Mohair should be a 6 month clip.
3. Any fleece may be discriminated against if showing any paint or tar brand or showing excessive foreign material or discoloration.
4. Fleece shall be tied with paper fleece twine, flesh side out, in a manner to allow handling without falling apart.
5. Fleece should be wrapped with paper, cloth or plastic.
6. Fleece should be brought to the Fair when you enter your animals on Tuesday prior to the Fair opening. Fleece must be labeled with exhibitor's name, address, exhibitor's number, breed and sex of sheep.

CLASS 1 - FLEECE & FIBER Points: Blue - 40 Red - 35 White - 25

LOT

- A Down Breeds
- B Wool Breeds
- C Natural Colored
- D Mohair
- E Cashmere
- F Llama - Sheared
- G Llama - Brushed or picked
- H Alpaca
- I Angora Rabbit

DIVISION P -

SMALL ANIMAL PROJECTS/POCKET PETS

(pet rats, hamsters, gerbils, mice, reptiles, birds, and exotics)

Jennifer Taylor - Superintendent (360) 701-6470

Kirk Van Irvin - Assistant Superintendent (360)990-4442

1. Animals entered in this class will be exhibited in the 4-H Rabbit/Cavy Barn and/or 4-H Still Life Building depending on the environmental needs of the animal.
2. Exhibitors will provide their own escape-proof cages, aquariums, or containers for animals being exhibited.
3. Each exhibit must provide an educational poster about their project animal. Posters may be entered under Educational Displays.
4. Fair spectators are not allowed to handle the animals in this division. Animals will be handled by exhibitors only as necessary to care for the animals and to participate in fitting & showing.
5. Cages and pens should be free of manure at all times. They should be cleaned out daily, before the fair opens at 10 am, and new bedding applied. The area around the cages will be kept free of manure and bedding, cleaned and swept. All equipment must be stored safely and used in a safe manner.
6. Each 4-H member exhibiting in this class will be responsible for herdsman shifts in the building/barn where their animal is housed. These shifts will be scheduled by the Superintendent in charge of the building/barn housing the animals. Exhibitors with animals housed in the Benoschek Building will do Exhibitmanship.
7. Entries for Small Animals must be preregistered at the WSU Extension Office by July 1st. Superintendent reserves the right to limit small animal entries to one exhibit per youth if necessary due to space constraints.
8. Youth must be enrolled in the 4-H Self-Determined Animal Project, Explore the World of Small Animals, or Pets Project by May 1 to exhibit in the Small Animal Division.

CLASS 1 - SMALL ANIMAL FITTING & SHOWING

Points: Blue - 75 Red - 55 White - 25

LOT

- A Primary (participation only, no premium points)
- B Junior
- C Intermediate
- D Senior

CLASS 2 - SMALL ANIMAL EXHIBIT Points: Blue - 15 Red - 10 White - 5

CLASS 3 - EQUIPMENT

Points - Simple: Blue-10, Red-8, White-6 Complex: Blue-20, Red-15, White-10

LOT

- A Carry Case
- B Feeder
- C Cage
- D Other

DIVISION Q - SWINE

Rob Hanna - Superintendent (360) 970-7707

Tammy Hanna - Assistant Superintendent (360) 556-6643

Highpoint4_H@yahoo.com

RULES

1. Juniors and Intermediates may exhibit three animals in this class, while seniors may exhibit four animals. Prior Approval from superintendent must be obtained to bring additional animals.
2. Animals in lot A must be four months of age.
3. One animal out of a pen of 2 or 3 CANNOT be shown as a single.
4. All 4-H swine exhibitors are required to show their own animals in fitting and showing, unless special permission is granted by the superintendent for safety issues or handling of animals. Premium could be forfeited. (As stated in the 4-H Animal Science General Rules)
5. Animals exhibited in Lots F and G of Classes 1 - 8 (lactating sows) may not be used in Class 11, Fitting & Showmanship, for the safety and animal well being.

SWINE TYPE

CLASS 1 - CHESTER WHITE

CLASS 2 - DUROC

CLASS 3 - POLAND CHINA


CLASS 4 - HAMPSHIRE

CLASS 5 - YORKSHIRE

CLASS 6 - BERKSHIRE

CLASS 7 - CROSSBREDS

CLASS 8 - OTHER BREEDS



Note: All animals will be shown by breed (Animals may not be shown in order of class)

Points: Blue - 55 Red - 40 White - 30

LOT

- A Junior Spring Gilt, farrowed after March 14, this year
- B Senior Spring Gilt, farrowed between Jan 1 and March 14, this year
- C Senior Gilt, farrowed after August 1, previous year a
- D Sow, farrowed after August 1, previous year and December 31, previous year
- E Boar, 4-6 months
- F Sow to farrow at fair**
- G Sow and litter, not less than 6 pigs under 9 weeks of age **

** Any exhibitor bringing a sow and litter or a sow to farrow at fair must provide the following items at fair for the safety of their animals. Failure to do so may result in the animal(s) not being permitted to be at fair.

1. Creep
2. Heat Lamps

One Champion and one Reserve Champion will be selected from Lots A - D and Lots F and G in each breed, if quality of animals merits the award. Additional premium points will not be assigned.

One Grand Champion and one Reserve Grand Champion will be selected from all gilts/sows designated Champion in Lots A - D and Lots F and G of Classes 1 - 8. Awards will be made if quality of animals merits the award. Additional premium points will not be assigned.

CLASS 9 - FEEDER SWINE (Less than 150 LBS)

Points: Blue - 55 Red - 40 White - 30

LOT

- A Feeder (1)
- B Feeder (Pen of 2)
- C Feeder (Pen of 3)

CLASS 10 - MARKET SWINE

Points: Blue - 55 Red - 40 White - 30

LOT

- A Market swine-non sale animal (150-285 LBS)
- B Market swine-sale animal-USDA 1 or USDA 2 (200-285 LBS)

** Weight divisions will be determined by the superintendent and/or judge.

One Champion and one Reserve Champion will be selected for each weight division for Lot L for class 10, if quality of animals merits the award. Additional premium points will not be assigned.

One Grand Champion and one Reserve Grand Champion will be selected from all Market Swine-sale animal, designated Champion in Lot L of Class 10. Awards will be made if quality of animals merits the award. Additional premium points will not be assigned.



CLASS 11 – SWINE FITTING & SHOWING

Points: Blue – 75 Red – 40 White – 30

LOT

- A Junior
- B Intermediate
- C Senior

Champion and Reserve Champion rosettes will be awarded in each Lot in Class 11 with no additional premium points awarded.

STILL LIFE

TIPS FOR A SUCCESSFUL 4-H STILL LIFE EXHIBIT

1. Not all project items are suitable fair exhibits – choose quality items to enter. At judge's discretion, items of the same concept may be judged as a set, and items not meeting judge's standard of perfection may receive a green participation ribbon with no premium points.
2. Make sure all exhibits are delivered to the fairgrounds during the specified dates and times. Late exhibits will not be accepted.
3. Write exhibitor's 4-H age on the entry card. All exhibits will be judged to a standard of perfection.
4. Exhibits will be judged on the workmanship and originality with the age of the exhibitor in mind.
5. Recommend small items be brought in plastic sandwich bags. Each exhibitor's entries should be brought in separate containers (sacks or boxes) and not mixed with the exhibits of other members.
6. Each exhibit item should have its 4-H entry tag attached, either with string, safety pins, or removable tape when brought to the fairgrounds. Please attach the string, pins or tape to the section of the entry tag which remains with the item (this would be the far right side), not through the claim check or the large middle section. If you need help filling out your entry cards correctly, someone will help you when you bring your items to the fairgrounds.
7. A champion and reserve champion will be selected by the judges for the junior, intermediate and senior categories. If there are adequate entries, at the judge's discretion, classes may be separated to allow for additional champion and reserve champion awards.

DIVISION R -

BENOSCHEK BUILDING EXHIBITMANSHIP

Patt O'Neil - Superintendent (360) 459-8051

RULES

1. 4-H Members exhibiting in the 4-H Still Life/Benoschek Building will be required to complete one hour of Exhibitmanship duty. Please Note: accommodations can be made for 4-H members/clubs that are not available to perform Exhibitmanship during the Fair. These exhibitors will be allowed to fulfill their Exhibitmanship duty during pre-fair set up or post-fair clean up. Please make arrangements with the 4-H Office as soon as possible. Members may begin to sign up for an Exhibitmanship time slot during the fair when they submit still life entries.
2. Members must dress appropriately, meet the public, keep a watchful eye on exhibits, maintain exhibits, keep exhibit areas clean and attractive, and be responsive to the building superintendent on duty.
3. Each attendant will wear the "4-H Question & Answer" identification tag provided.
4. Each club will be responsible during their time periods to provide an adult to be on call to give aid to attendant as needed. It is suggested that a large club could have members involved in this activity and 4-H in action at the same time. Small clubs can work together. No more than two (2) exhibitors may be on duty at any time.
5. The Benoschek Building must have coverage from 9:45 a.m. until 10:00 p.m. Wed. – Sat. and 9:45 a.m. to 8 p.m. on Sun.

DIVISION S - CLOTHING & TEXTILES

Superintendent - TBA

*See Tips For a Successful 4-H Still Life Exhibit

RULES

1. No limit on entries.
2. All items should have a care label or a 3x5 card with care instructions. Please note how many years exhibitor has been sewing.
4. Contestant is encouraged to include 3x5 card for judge if exhibit has any unusual properties. Example: vintage techniques used; hem band added due to growth by exhibitor; made in a 4-H Camp class, etc.
5. Recycled items must include photo before work began.
6. Exhibitsmanship in the Benoschek Bldg. is required of all exhibitors.

POINTS	BLUE	RED	WHITE
--------	------	-----	-------

LOT

- | | | | |
|------|-----------|----------|------------|
| A-H: | Blue – 12 | Red – 8 | White – 4 |
| I-J: | Blue – 18 | Red – 12 | White – 6 |
| K-L: | Blue – 24 | Red – 18 | White – 12 |

CLASS 1 – SEWING CONSTRUCTION

LOT

- A Article: Clothing accessories, household item, misc. non-clothing, kites.
- B Group Entry: Clothing and textile project or display completed by 2 or more 4-H members.
- C Hand Pieced Quilts
- D Small Quilt or other small sewn household item (under 16 square feet)
- E Large Quilt or other large sewn household item (over 16 square feet)

The Master Textiles & Quilting Volunteers of Thurston County will award a prize to the top quilt of any size if merited.

The WSU Master Textiles & Quilting Volunteers of Thurston County will award one \$50 gift certificate donated by Bayside Quilting to the best quilted item.

GARMENTS: Any one article of clothing from the following categories, F through L

LOT

- F Single separates – single item of clothing such as skirt, shorts, slacks, blouse, shirt, jumper
- G Nightwear – pajamas, robes, nightgowns
- H Other – costumes or any item that does not fit into the other categories
- I Separates – separates of 2 or more garments such as skirt and blouse, pants and shirt, jumper and blouse
- J Dress – dresses of street length, 1 or 2-piece matching fabric suitable for daytime wear.
- K Coat or Suit – Suits of matching or coordinated fabrics
- L Evening Wear – formal or evening gowns, tuxedos, prom-type dresses.

CLASS 2 - FASHION REVUE Points: Blue – 30 Red – 25 White – 15

Diane Brostrom - Superintendent (360) 493-1219

The Sunday before the beginning of fair, arrive at 6:00 pm for entry and judging. Fashion show will be held during Saturday of the fair. Contestants will be judged on stage presentation. All entrants must complete EM0682 - State Fashion Revue Personal Data Sheet and write a commentary. Data Sheets may be obtained from the WSU Thurston County Extension Office.

CLASS 3 - CONSUMER

This contest is held concurrent with Fashion Revue. Worksheets, tags, sales receipts and commentary shall accompany garment. Worksheets may be obtained from Extension Office. Premium points given for modeling and worksheet (worksheets may not be displayed). The Consumer Class includes Fun with Clothes, Clothing Capers, and Clothes That Click projects.

LOT

- A Junior Points: Blue – 15 Red – 10 White – 5
- B Intermediate Points: Blue – 20 Red – 15 White – 10
- C Senior Points: Blue – 25 Red – 20 White – 15

CLASS 4 - CLOTHING CONSTRUCTION EXPO

RULES

1. Contestants must be enrolled in a clothing project.
2. Bring your own supplies; fabric, machine, pattern envelope or sketch and care label. An iron and tabletop ironing board will be provided.
3. Garment may be cut out, marked, stay stitched and pinned before contest.
4. Clothing construction activity should take 2-2 1/2 hours to complete.
5. Participants will give verbal information to the public while sewing.
6. Schedule on entry day with superintendent.

**LOT**

- A Junior Points: Blue – 15 Red – 10 White – 5
- B Intermediate Points: Blue – 20 Red - 15 White – 10
- C Senior Points: Blue – 25 Red – 20 White – 15

CLASS 5 - REDUCE, REUSE, RECYCLE CHALLENGE

In an effort to promote a sustainable environment, this class allows for the exhibitor to create a wearable article of clothing, or a functional accessory, from the chosen base item. All entries must have an accompanying 3x5 card explaining the process for creation of this year's exhibit. The original item must be distinguishable, even if only through explanation, to the judge. Entries will be judged on ingenuity, construction, functionality, and style. Base Item is chosen annually by the members of the Benoschek Bldg. Project Committee and advertised in the Thurston County Fair Premium Book at time of publication and in the 4-H Newsletter as early as the month of May previous to the fair. Class will be judged at the same time as other Division 5 contests by the same judge. 2010 Base Item is Men's White T-Shirt.

LOT

- A Junior Points: Blue - 15 Red - 10 White - 5
- B Intermediate Points: Blue - 20 Red - 15 White - 10
- C Senior Points: Blue - 25 Red - 20 White - 15

Score Card: 100 points possible with a reduction of 5 points per level from Excellent, to Good, to Fair.

- 40 Points: Ingenuity-Original item not readily thought of when looking at the exhibit.
- 30 Points: Construction-Exhibit well made using construction methods applicable to the intended use.
- 15 Points: Functionality-Exhibit serves a recognizable and applicable purpose.
- 15 Points: Style-Exhibit looks appropriate for the intended use.

DIVISION T - ENVIRONMENTAL STEWARDSHIP

*See Tips for a Successful Still Life Exhibit
Superintendent - TBD

RULES

1. Open to all members enrolled in any phase of the Environmental Stewardship/Natural Resources Program Division
2. Member may enter a maximum of 4 exhibits with no more than one entry in each Lot.
3. All exhibits must have been made, collected or grown by the 4-H member as part of his/her 4-H Natural Science project work during the 4-H year.
4. Exhibits entered in previous years, which have been significantly added to since then, will be accepted if the exhibit description in the Exhibitor Guide is followed with a plus (+) and the entry is accompanied by a note describing the additions made to the entry. Entries entered this way, which in the judge's opinion, have not been significantly enlarged, will receive a ribbon, but no premium points.
5. Refer to listing from Extension Office regarding minimum number of specimens per exhibit.
6. All insect exhibits must be labeled to give the order and common name of insect in the collection and scientific name to as many as possible, regardless of whether entered in forestry or entomology projects.
7. Any preserved (dehydrated, canned, etc.) foods must be prepared under USDA standards and will be judged by the Food Preservation superintendent or Judge.
8. 4-H members enrolled in any of the Environmental Stewardship or Shooting Sports projects may participate.

Points: Blue – 12 Red – 10 White – 8

CLASS 1 - DISCOVERY

- Lot A Survival
- Lot B Air
- Lot C Energy
- Lot D Forestry
- Lot E Marine Life
- Lot F Soil
- Lot G Water
- Lot H Wildlife

CLASS 2 - EARTH SAVERS**CLASS 3 - WATER RESOURCES****CLASS 4 - GEOLOGY****LOT**

- A Any item or display from Unit 1 Three Kinds of Rocks
- B Any item or display from Unit 2 Identifying Rocks and Minerals
- C Any item or display from Unit 3 Collecting Fossils
- D Any other Geology item or display not included in the above lots

CLASS 5 - SPORTFISHING**CLASS 6 - SHOOTING SPORTS****LOT**

- A Any item or display from Riflery project
- B Any item or display from Archery project

CLASS 7 - NATURAL RESOURCE ACTIVITY CONTEST

Note: Must pre-register with 4-H office by July 1. Contest won't be held unless pre-registration.

LOT

- A Primary
- B Junior
- C Intermediate
- D Senior

DIVISION U - EXPRESSIVE ARTS

Nancy Chapman – Superintendent (360)894-5829

Points: Blue – 12 Red – 8 White – 4

*See Tips For A Successful 4-H Still Life Exhibit

RULES

1. Exhibit item must have been made during the current 4-H year.
2. No graded school projects may be entered.
3. Each exhibit item entered in Classes 1, 2, 3, or 4 must be accompanied by a 3" X 5" card that explains what the item is, how it was made, where it is to be used, and any special techniques used. Indicate if the item was a kit or your own original idea. If you received adult assistance, state what the assistance involved. If the 3" X 5" card missing or incomplete, at the judge's option, the exhibit will be dropped no more than one ribbon placing.
4. One 4-H Expressive Arts Exhibitor Record Form must be filled out for each exhibitor and accompany the exhibits when brought to the fairgrounds. This form can be picked up at the Extension Office or the fairgrounds upon delivery of exhibit items.
5. Each fine arts item, or any other item intended to be displayed by hanging, must have a hanging device securely attached. If a hanging device is missing or inadequate, the exhibit may be reduced no more than one ribbon placing; and will not be displayed. If an item is finished to stand, it must be noted on the entry tag.
6. Special awards may be awarded by age division for originality, best 3" X 5" cards, and 4-Her with the most points earned.
7. All exhibits in Division U must be non-machine sewn artwork.
8. Exhibitsmanship in the Benoschek Bldg. is required of all exhibitors.

CLASS 1 - CRAFT AND HOBBIES

LIMITATION ON CLASS 1 ENTRIES: No more than three (3) items per lot.

LOT

- A Nature craft (cones, seeds, rocks, etc.)
- B Leather craft
- C Jewelry and hair accessories
- D Stenciling
- E Dolls and doll accessories
- F Mosaics
- G Non-sewn embellished clothing items (tie-dye, painted t-shirt, etc.)
- H Toys and games
- I Mobiles
- J Soap making
- K Wax craft
- L Wood craft
- M Holiday items
- N Fair theme items
- O Items made of recycled materials
- P Decorated Foods
- Q Metal craft
- R Glass craft
- S Any other
- T Group Entry



CLASS 2 - FIBER ARTS

LOT

- A Embroidery
- B Ribbon embroidery
- C Needlepoint
- D Plastic Canvas
- E Cross-stitch (counted or stamped)
- F Latch hook
- G Braided rugs and placemats
- H Knitting
- I Crochet
- J Macramé
- K Weaving
- L Any other

CLASS 3 - FINE ARTS

*Items must be framed and/or matted and ready to hang. Exceptions will be made for sketchbooks or portfolios. NO LOOSE PAPERS WILL BE ACCEPTED.

LOT

- A Drawings dry media (pencil, colored pencil, charcoal, pastel, crayon, scratch board)
- B Drawings wet media (pen and ink, watercolor pencil)
- C Paintings on paper (watercolor, acrylic wash, tempera)
- D Paintings on canvas or masonite (acrylic, oil)
- E Printmaking
- F Pottery and Painted ceramics
- G Sculpture
- H Mixed media
- I Collage
- J Sketchbook or portfolio
- K Calligraphy
- L Illustrated story or poem
- M Cartoon or comic book illustration
- N Any other

CLASS 4 - PAPER ARTS

LOT

- A Scrap Book
- B Individual Scrap Book Pages
- C Quilling
- D Rubber Stamping
- E Greeting Cards
- F Handmade Paper
- G Origami
- H Any other

DIVISION V - FOODS & NUTRITION

Kristine Shackley – Superintendent (360)455-8984

*See Tips for a Successful 4-H Still Life Exhibit

RULES

1. No limit on entries
2. First year members may use a prepared mix.
3. Food exhibits should be on a sturdy disposable white plate and covered with a clear plastic bag.
4. Include 3" x 5" recipe card and provide an explanation of what was learned in preparation of the baked food. Put exhibitor number on recipe card.
5. Put completed 4-H entry tag and recipe card under plate. Indicate number of years in 4-H foods on recipe card.
6. Exhibits will be a minimum of 3 cookies, rolls or muffins, 1/4 cake, 1/4 loaf, or pie in 4 - 8" disposable pie pan. Do not enter foods that require refrigeration.
7. No two entries may be the same.
8. Exhibitsmanship in the Benoschek Bldg. is required of all exhibitors

CLASS 1 - BAKED FOODS

Baked Goods Points: Blue – 12 Red – 8 White – 4

Yeast Breads Points: Blue – 18 Red – 12 White – 6

LOT

- A Cookies and Brownies (bar, drop, roll)
- B 4" Pies
- C Biscuits
- D Muffins
- E Cakes
- F Quick Bread
- G Yeast Bread
- H Any Other

CLASS 2 – CONFECTIONS Points: Blue – 10 Red – 8 White – 6

(this class for county exhibit only, not eligible for 4-H State Fair)

Lot A Candy of any kind

CLASS 3 – TABLESETTINGS Points: Blue – 10 Red - 8 White - 6

(this class for county exhibit only, not eligible for 4-H State Fair)

Limited to 3'x2' table space; include menu and centerpiece related to setting (not necessary to use "best" service)

CLASS 4 - RECIPE FILES Points: Blue – 10 Red – 8 White – 6

(This class for county exhibit only, not eligible for 4-H State Fair)

All recipes must be self-tested with own comments on back of card. Dividers need to separate categories – dated current year's recipes must be in front. Six new recipes required, for a total of 6 for Juniors, 12 for Intermediates and 25 for Seniors.

LOT

- A Junior
- B Intermediate
- C Senior

CLASS 5 – NOTEBOOKS Points: Blue – 10 Red – 8 White – 6

(this class for county exhibit only, not eligible for 4-H State Fair)

Dated current work in front. Exhibit shall consist of notebook or folder containing:

LOT

- A List of key nutrients, best sources, function and RDA, 5 nutrients for juniors, 10 nutrients for intermediates, 15 nutrients for seniors.
- B Substitutions for common ingredients.
- C Definition of cooking terms – 20 for juniors, 30 for intermediates, 40 for seniors (i.e. melt, mix, blend, pare, shape, etc.).
- D Food shopping price comparison of one food.
- E Evaluation of weight loss diets (3 or more).
- F Other

CLASS 6 - FOOD CANNING/PRESERVATION

RULES

1. For members enrolled in food preservation project.
2. Use the most recent Washington State University Extension publications for food preservation processing times and methods. These publications are available at county extension offices. Jams and jellies need not be WSU Extension recipes, but WSU Extension processing recommendations must be followed.
3. Plastic bags or small glass jars with lids are suggested for dried foods. Please provide 1/4 cup dried food product for exhibit and judging. Label C0804 must be attached to the container and is available at extension offices.
4. All canned products must be exhibited in standard canning jars, sealed with flat metal lids, with screw band removed.
5. All canned products must be labeled with C0803, available at Extension Office. Processing method will be either boiling water bath or pressure canned; packing method will be raw pack or hot pack. On label for tomato products, list amount of citric acid or lemon juice added. Pressure canned foods: indicate if using weighted gauge at 10 lbs. of pressure or dial gauge at 11 lbs. of pressure.
6. No limit on entries, no two entries may be the same (if two jars of fruit, they must be different kinds of fruit). Recipes must be included with pickles, relishes, salsa, jams, jellies, conserves, and marmalades. State canning reference publication or book used.

Beginning: Points: Blue – 8 Red – 6 White – 4

Intermediate: Points: Blue – 10 Red – 8 White – 6

Advanced: Blue – 12 Red – 10 White – 8

LOT

- A Dried fruits, vegetables and fruit leather
- B Canned fruit, jams, jellies and preserves and pickles
- C Canned vegetables, meats, seafood and poultry

CLASS 7 - FOOD CONTESTS

To be announced - Superintendent

*See Tips for a Successful 4-H Still Life Exhibit

Foods Contests must be scheduled with 4-H Office by the Monday prior to fair opening day. Participants are expected to be familiar with 4-H publications regarding food activities, including EM 4733, 4-H Food Activity Guidelines. Worksheets are required. If members are working as a team, only one worksheet will need to be completed. Club leaders are encouraged to help youth members select an age appropriate food preparation project. 4-H members must have experience preparing their food item prior to coming to fair. *Note: Contestants going over the specified time may have their score lowered.



Lot A - Food for All Occasions Points: Blue – 25 Red – 20 White – 10

Lot B - Lunch on the Go Points: Blue – 25 Red – 20 White – 10

Lot C - Quick to Fix Meals Points: Blue – 25 Red – 20 White – 10

Lot D - Foods of the Pacific Northwest/Native Foods

Points: Blue – 25 Red – 20 White – 10

Lot E - Favorite Foods Points: Blue – 25 Red – 20 White – 10

Lot F - Bread Baking Points: Blue – 25 Red – 20 White – 10

Lot G - Food Preservation Points: Blue – 25 Red – 20 White – 10

Lot H - Non-judged Cooking/Baking Activity 5-15 participation points depending on difficulty

1. Beverages
2. Snacks for All Occasions
3. Brown Bag Lunch
4. Salads
5. Quick-to-Fix Meals
6. Other

DIVISION W - MECHANICAL SCIENCES

Brian Taylor – Superintendent (360) 701-5129

*See Tips for a Successful Still Life Exhibit

Points: Blue – 12 Red – 10 White – 8

RULES

1. For all classes, exhibitor shall provide a 3"x5" note card listing what was done, tools used and if this project was a kit.
2. All entries must have been created or substantially developed by the 4-H member as part of his/her Computer Sciences project during the current 4-H year.
3. Exhibits entered in previous years, which have been significantly added to during the current 4-H year, will be accepted if the entry is accompanied by a note describing the additions made to the entry. Entries entered this way, which in the judge's opinion have not been significantly modified, will receive a ribbon, but no premium points.
4. No graded school projects may be entered.
5. Exhibitorship in the Benoschek Bldg. is required of all exhibitors

CLASS 1 - ELECTRIC

CLASS 2 - WOOD SCIENCE

CLASS 3 - SMALL ENGINE, AUTOMOTIVE, & TRACTOR

CLASS 4 - ROCKETRY

CLASS 5 - BICYCLES

CLASS 6 - ANY OTHER

CLASS 7 - COMPUTER (see lots A-H)

LOT

- A Record Book - records used in development of a record book for another project, produced on a computer using any of the applications described below.
- B Example of graphics capabilities created by a 4-H member.
- C Example utilizing a word processing program.
- D Example using a data base program.
- E Example using an electronic spreadsheet.
- F Exhibit a program designed by 4-H member. Show program coding and output.
- G Example of a website designed by a 4-H member.
- H Example of a computer slide presentation.
- I Any other computer generated or related project not listed above or a combination of the media listed above.

SUBLOTS: Add these numbers to lot letter above designating appropriate type of exhibit.

1. Hard copy, printed copy of the computer output with a narrative description of the purpose, methods, and results.
2. Demonstration - in the presence of the judge, provide a demonstration of the computer project and answer questions.
3. Team Project combines both hard copy and a demonstration. The role and contribution of each team member must be described. Each team member should enter separately

DIVISION X – PHOTOGRAPHY

Superintendent - TBA

*See Tips For A Successful 4-H Still Life Exhibit

1. Entries are limited to pictures taken by the 4-H member during the current 4-H year.
2. Photographs must be matted or mounted (using dry mounting tissue, spray glue, or rubber cement) to a sheet of heavy weight card stock, illustration or mat board. The mat does not have to frame the photo. Do NOT use cardboard, chipboard, or poster board, these types of backings are not acid free and will harm your photographs. Do not use foam core board. Framed and non-mounted entries will not be accepted.
3. Use commercial printing services as home photo printers aren't always able to produce quality prints. Prints of low quality may result in fewer points (judge's discretion).
4. Entries are limited to two per lot within each class
5. In addition to the 4-H entry tag, use photo label #C0890 available at the Extension Office. 3" X 5" Description Cards are not needed for photography.
6. Entries in lots A-H must be enlargements of black & white negatives, color negatives, colored slides, or digital captures that have not been manipulated in any way. Photos that have been manipulated in Photoshop or other photo software or in a darkroom must be entered in the appropriate Class 5.
7. Photos entered in any class except Class 5 and Class 2 must be at least 5" X 7", but may also be 8" X 10", 8" X 12", or 5" X 14." Entries in Class 5 must be enlargements, but no size limit specified. Make sure enlargements are made using traditional methods.
8. See Class 5 for scanned enlargements.
9. Exhibitsmanship in the Benoschek Bldg. is required of all exhibitors.

CLASS 1 - 4-H PROJECT PHOTOGRAPHY Points: Blue – 12 Red – 8 White – 4
LOT (limit 2 per lot – photos must be at least 5 x 7)

- A Scenic Photograph
- B People Photograph
- C Animal Photograph
- D Action Photograph
- E Close Up
- F Any Subject/Miscellaneous
- G Composition (Showing one of the following: depth of field, back lighting, lines and shapes; note which element used on C0890)



CLASS 2 - 4-H PHOTO RECORD Points: Blue – 16 Red – 12 White – 9
LOT

- A Photo Story: Up to 6 black & white or color photographs (each 3 1/2" x 5" or larger - up to 8" x 12" or 5" X 14") that tell a story. Include a title and mat as suggested above in general instructions.

CLASS 3 - 4-H PHOTO ALBUM Points: Blue – 16 Red – 12 White – 9

*Please Note: Scrapbooks are to contain only photos taken by the exhibitor.

LOT

- A First year albums must contain 25 prints
- B Second year albums must contain 30 new prints
- C Third year albums must contain 35 new prints
- D Fourth year albums must contain 40 new prints
- E Fifth year albums must contain 50 new prints

CLASS 4 - 4-H PHOTOJOURNALISM Points: Blue – 16 Red – 12 White – 9

*All photographs must be of newsworthy nature. They must be captioned. Include information on who, what, where, when, and why in each caption. Photographs may be black & white or color.

LOT

- A Photo - one enlargement; size 5" x 7", 8" x 10", 8" x 12", 4" x 12", or 5" x 14"; matted or mounted on white mat board or poster board.
- B Story Board - 2-4 photographs; any size, but total exhibit must not exceed 11" x 14" mat or poster board mounting; depicting a single newsworthy story.
- C Album - Minimum of 10 newsworthy photos; published and unpublished work of the exhibitor, with suggested cutlines. If published, include a copy of the publication.

CLASS 5 - 4-H PHOTOGRAPHY DARKROOM AND PHOTO MANIPULATION

SKILLS Points: Blue – 16 Red – 12 White – 9

This class is for photographers who make use of Photoshop or other photography software or darkroom to change or enhance their photographs. Use a 3 x 5 card to describe process used to enhance or change the photo.

LOT

- A Regular film and camera, Black/White or color. (Digitally imaged by scanning, then enhanced or manipulated and printed by the exhibitor.)
- B Digital capture, Black/White or color. (Photo taken with a digital camera, then enhanced or manipulated and printed by exhibitor.)
- C Darkroom Skills – regular film developed and enhanced in a darkroom



DIVISION Y - PLANT SCIENCES & ENTOMOLOGY

Contact 4-H Office (360) 867-2157

- All exhibits must have been made, collected or grown by the 4-H member as part of his/her 4-H Natural Sciences project work during the 4-H year.
- Exhibits entered in previous years, which have been significantly added to since then, will be accepted if the exhibit description in the Exhibitor Guide is followed with a plus (+) and the entry is accompanied by a note describing the additions made to the entry. Entries entered this way, which in the judge's opinion, have not been significantly enlarged, will receive a ribbon, but no premium points.
- Refer to 4-H Publications EB1610 for quantity required and EB1103 for preparation of exhibits available at the Extension Office.
- Exhibitor is responsible for providing appropriate container for their his/her display.
- Exhibitorsmanship in the Benoschek Bldg. is required of all exhibitors.

Points: Blue – 12 Red – 8 White – 4

CLASS 1 - HORTICULTURE

LOT

- A Fruit & Pod Vegetables
- B Leafy & Stem Vegetables
- C Root, Bulb & Tuber Vegetables
- D Vine Crops
- E Small Fruit & Berries
- F Herbs
- G Nuts (in shell or shelled)

CLASS 2 - FLORICULTURE

LOT

- A Cut Flowers
- B Mixed Cut Flowers
- C Potted Plant
- D Terrarium
- E Container Garden (variety of plants)
- F Hanging Baskets
- G Corsages

CLASS 3 - HANGING BASKETS

LOT

- A Flowering single variety
- B Flowering mixed variety
- C Foliage only
- D Container Garden (variety of plants)
- E Collection of 12 native plants (other than weeds) identified and labeled

CLASS 4 - SPECIAL EXHIBITS

Points: Blue - 20 Red - 15 White - 5

LOT

- A Tallest corn
- B Tallest sunflower
- C Earliest ripe tomato, etc.
- D Club Garden at the Thurston County Fairgrounds
- E Other

CLASS 5 - WEEDS

Identify by common and scientific names. Specimens of each lot should be mounted or displayed in a manner showing individual identification and location. The recommended control for the weed should be listed if the exhibitor has been in the project for more than two years.

Points: Blue – 20 Red – 15 White – 10

LOT

- A Common weeds, at least 15 in variety.
- B Primary noxious weeds, at least 6 in variety.
- C Poisonous weeds and plants at least 10 in variety. In addition to the common and scientific name, the degree of toxicity and the poisonous parts of each plant should be listed.

ENTOMOLOGY

*See Tips for a Successful 4-H Still Life Exhibit

RULES

- All insect exhibits must be labeled to give the common name, order, and scientific name to as many as possible.
- Exhibit entered in previous year, which has been significantly added to, will be accepted if the exhibit description in the Exhibitor Guide is followed.

Points: Blue – 12 Red – 8 White – 4

CLASS 6 - INSECTS

LOT

- A First year 25 insects from 5 orders
- B Second year 50 insects from 10 orders
- C Third year 75 insects from 10 orders

CLASS 7 - BEEKEEPING

Lot

- A Display a labeled collection of honeybees in different stages

DIVISION Z - SPECIAL INTEREST PROGRAMS

Contact 4-H Office (360) 867-2157

RULES

- The special interest Programs Division is for youth involved in Thurston County 4-H Day Camps, 4-H School enrichment, 4-H Challenge, 4-H After-School and other special interest programs.
- Entries are to be still-life exhibits entered in the appropriate building.
- Lots to be determined at the discretion of the Superintendent and/or Judge.
- Skill levels will be defined as: Simple (basic skill level), Complex (intermediate skill level), and Advanced (advanced variety of skills).

CLASS 1 - SPECIAL INTEREST 4-H PROGRAMS

LOT

- A Simple articles Points: Blue - 8 Red - 6 White - 4
- B Complex articles Points: Blue - 10 Red - 8 White - 6
- C Advanced articles Points: Blue - 12 Red - 10 White - 8

CLASS 2 - 4-H CHALLENGE

Open to youth teams participating in 4-H portable challenge (adventure-based activities). Groups will demonstrate at least one cooperative activity and one initiative.

LOT

- A Simple Points: Blue - 8 Red - 6 White - 4

DIVISION AA – VETERINARY SCIENCE

Alena Cowell - Superintendent (360) 352-1306

RULES

- All displays must be visual; giving educational information containing all the elements necessary to tell the story.
- Illustration posters and written materials must be clear and sharp. Show details in areas where appropriate. Use correct names and spelling.
- Appropriate captions and titles should be visible for at least 10 feet.
- If specimens are used, they must be properly treated, labeled, and placed securely in a covered container.
- No limit to entries. However all entries may not be displayed due to space constraints.
- Scoring base on content, originality, pertinence to animal health, and attractiveness of exhibit.
- Large displays must be pre-entered by notifying the 4-H Office prior to still life entry day with space requirements.
- Exhibitorsmanship in the Benoschek Bldg. is required of all exhibitors

POINTS	BLUE	RED	WHITE
Simple	10	8	6
Complex	20	15	10

CLASS 1 – VETERINARY DISPLAY

- Lot A Poster or Tri-fold cardboard display
- Lot B 3-D tabletop display or mobile
- Lot C Large Display (group of several items and posters)

CLASS 2 – VETERINARY JOB SHADOWING

- Lot A **Single Page - (1 job shadow experience)**
- Lot B **Notebook or Journal - (3 or more job shadow experiences)**