

Official Returns

of the

Special Election

held in

**Thurston
County**

May 15, 2007

State of Washington

Oath of County Auditor or Supervisor of Elections

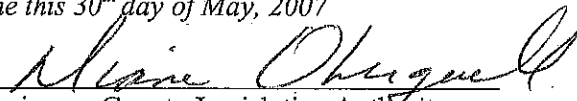
STATE OF WASHINGTON)
) ss.
COUNTY OF THURSTON)

I solemnly swear that the returns of the Special Election held on May 15, 2007 in Thurston County, State of Washington, have been in no way altered and that they are the same as when they were deposited in my office.



County Auditor or Supervisor of Elections

Subscribed and sworn to me this 30th day of May, 2007




Chairman, County Legislative Authority

Certification of the Canvassing Board

STATE OF WASHINGTON)
) ss.
COUNTY OF THURSTON)

The undersigned officers designated by law as constituting the Canvassing Board for the County of Thurston, State of Washington, hereby certify that this is a full, true and correct copy of the Abstract of Votes including the cumulative results, precinct results, and a reconciliation report of votes cast at the Special Election held on May 15, 2007, in Thurston County, State of Washington, and that the following are the true and reconciled numbers of voters and votes counted.


Witness our hands and official seal this 30th day of May, 2007




County Auditor or Supervisor of Elections



Chairman, County Legislative Authority



County Prosecuting Attorney



05/30/2007

Final Official Results
 Thurston County, Washington
 Special Election - May 15, 2007

Rainier School District No. 307 - Proposition No. 1 - General Obligation Bonds

Precinct	Registered Voters	Ballots Cast	Ballots Turnout %	Approved	Rejected	Over votes	Under votes
Vail 53	606	244	40.26%	132	112	0	0
Military 81	110	49	44.55%	25	24	0	0
Ruth Prairie 127	154	52	33.77%	42	10	0	0
Weir Prairie 128	717	317	44.21%	187	130	0	0
Mcintosh 149	232	82	35.34%	52	30	0	0
Rainier #1 601	429	168	39.16%	100	68	0	0
Rainier #2 602	358	156	43.58%	108	48	0	0
Yelm #2 702	0	0		0	0	0	0
TOTALS	2606	1068	40.98%	646	422	0	0
				60.49%	39.51%		

**Certification Reconciliation Report
Special Election
May 15, 2007**

Registration

Total number of active registered voters in all precincts	2,616
Total number of inactive registered voters in all precincts	146
Total registered voters in all precincts	2,762

Total absentee ballots counted (includes absentee, VBM, federal write-in, overseas, out of state, and service ballots)	1,068
Total poll site ballots counted (includes poll site and provisional ballots)	0
Total Ballots counted	1,068

Absentee and VBM Ballots

The total number of absentee/VBM ballots issued	2,592
The total number of absentee/VBM ballots returned	1,073
The total number of absentee/VBM ballots rejected	3
The total number of absentee/VBM ballots counted	1,061

Federal Write-In Ballots

The total number of federal write-in ballots counted	0
--	---

Out-of-State, Overseas, and Service Voters

The total number of out-of-state, overseas, and service voters' ballots issued	29
The total number of out-of-state, overseas, and service voters' ballots returned	7
The total number of out-of-state, overseas, and service voters' ballots rejected	0
The total number of out-of-state, overseas, and service voters' ballots counted	7

Provisional Ballots

The total number of provisional ballots issued (by this county)	0
The total number of provisional ballots rejected (includes sending to other counties)	0
The total number of provisional ballots received from other counties	0
The total number of provisional ballots counted	0

OFFICIAL WRITE-IN TALLY

None

MANUAL TALLY

None

REGISTERED VOTER TOTALS

The total registered voters upon the reconciliation report contains all ballots sent to all qualified voters for the Special Election. The total registered voters upon the summary report contains all qualified voters upon the 30-Day cut off.