

Official Returns
of the
General and Special Election

held in

**Thurston
County**

November 4, 2008

State of Washington

Oath of County Auditor or Supervisor of Elections

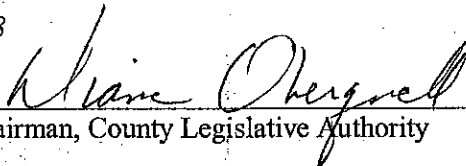
STATE OF WASHINGTON)
) ss.
COUNTY OF THURSTON)

I solemnly swear that the returns of the State General and Special Election held on November 4, 2008 in Thurston County, State of Washington, have been in no way altered and that they are the same as when they were deposited in my office.



County Auditor or Supervisor of Elections

Subscribed and sworn to me this 25th day of November, 2008




Chairman, County Legislative Authority

Certification of the Canvassing Board


STATE OF WASHINGTON)
) ss.
COUNTY OF THURSTON)

The undersigned officers designated by law as constituting the Canvassing Board for the County of Thurston, State of Washington, hereby certify that this is a full, true and correct copy of the Abstract of Votes including the cumulative results, precinct results, and a reconciliation report of votes cast at the State General and Special Election held on November 4th, 2008 in Thurston County, State of Washington, and that the following are the true and reconciled numbers of voters and votes counted.


Witness our hands and official seal this 25th day of November, 2008



County Auditor or Supervisor of Elections



Chairman, County Legislative Authority



County Prosecuting Attorney



**Certification Reconciliation Report
General and Special Election
November 4, 2008**

Registration

Total number of active registered voters in all precincts	148,911
Total number of inactive registered voters in all precincts	14,887
Total registered voters in all precincts	163,798

Total absentee ballots counted (includes absentee, VBM, federal write-in, overseas, out of state, and service ballots)	127,813
Total poll site ballots counted (includes poll site and provisional ballots)	193
Total Ballots counted	128,006

Absentee and VBM Ballots

The total number of absentee/VBM ballots issued	153,063
The total number of absentee/VBM ballots returned	125,449
The total number of absentee/VBM ballots rejected	2,149
The total number of absentee/VBM ballots counted	123,300

Federal Write-In Ballots

The total number of federal write-in ballots counted	92
--	----

Out-of-State, Overseas, and Service Voters

The total number of out-of-state, overseas, and service voters' ballots issued	6,169
The total number of out-of-state, overseas, and service voters' ballots returned	4,436
The total number of out-of-state, overseas, and service voters' ballots rejected	15
The total number of out-of-state, overseas, and service voters' ballots counted	4,421

Provisional Ballots

The total number of provisional ballots issued (by this county)	276
The total number of provisional ballots rejected (includes sending to other counties)	331
The total number of provisional ballots received from other counties	248
The total number of provisional ballots counted	193

OFFICIAL WRITE-IN TALLY

President of the United States

Name: Brian Moore

Alan Keyes

Votes For: 1

2

	VOTES	PERCENT
PRECINCTS COUNTED (OF 297)	297	100.00
REGISTERED VOTERS - TOTAL	148,911	
BALLOTS CAST - TOTAL	128,006	
BALLOTS CAST - BLANK	26	.02
VOTER TURNOUT - TOTAL		85.96
VOTER TURNOUT - BLANK		.02

Initiative Measure No. 985 THURSTON COUNTY
Vote for One 1

No.	70,923	58.03
Yes	51,301	41.97
Total	122,224	
Over Votes	27	
Under Votes	5,755	

Initiative Measure No. 1000 THURSTON COUNTY
Vote for One 1

Yes	76,939	61.70
No.	47,752	38.30
Total	124,691	
Over Votes	48	
Under Votes	3,267	

Initiative Measure No. 1029 THURSTON COUNTY
Vote for One 1

Yes	89,570	72.98
No.	33,155	27.02
Total	122,725	
Over Votes	41	
Under Votes	5,240	

President/Vice President FEDERAL - PARTISAN OFFICE
Vote for One 1

Barack Obama / Joe Biden (D)	75,882	59.57
John McCain / Sarah Palin (R)	48,366	37.97
Ralph Nader / Matt Gonzalez (IC)	1,265	.99
WRITE-IN.	681	.53
Bob Barr / Wayne A. Root (L)	507	.40
Cynthia McKinney / Rosa Clemente (G)	318	.25
Chuck Baldwin / Darrell L. Castle (C)	308	.24
Gloria La Riva / Eugene Puryear (SL)	48	.04
James E. Harris / Alyson Kennedy (SW)	15	.01
Total	127,390	
Over Votes	36	
Under Votes	580	

U.S. Representative District No. 3 CONGRESSIONAL 03
Vote for One 1

Brian Baird.	49,456	70.16
Michael Delavar	20,699	29.36
WRITE-IN.	337	.48
Total	70,492	
Over Votes	4	
Under Votes	4,995	

U.S. Representative District No. 9 CONGRESSIONAL 09
Vote for One 1

Adam Smith	31,479	64.87
James Postma	16,949	34.93
WRITE-IN.	100	.21
Total	48,528	
Over Votes	8	
Under Votes	3,979	

Governor STATE
Vote for One 1

Christine Gregoire	72,652	57.65
Dino Rossi	52,880	41.96
WRITE-IN.	500	.40
Total	126,032	
Over Votes	21	
Under Votes	1,953	

Lieutenant Governor STATE
Vote for One 1

Brad Owen	80,063	67.09
Marcia McCraw	38,995	32.68
WRITE-IN.	283	.24
Total	119,341	
Over Votes	15	
Under Votes	8,650	

Secretary of State
Vote for One 1

Sam Reed.	79,212	65.82
Jason Osgood	40,915	34.00
WRITE-IN.	214	.18
Total	120,341	
Over Votes	56	
Under Votes	7,609	

State Treasurer
Vote for One 1

Jim McIntire	59,308	50.96
Allan Martin	56,886	48.88
WRITE-IN.	195	.17
Total	116,389	
Over Votes	34	
Under Votes	11,583	

State Auditor
Vote for One 1

Brian Sonntag	80,844	68.25
J. Richard (Dick) McEntee	37,410	31.58
WRITE-IN.	202	.17
Total	118,456	
Over Votes	20	
Under Votes	9,530	

VOTES PERCENT

VOTES PERCENT

Attorney General STATE

Vote for One 1		
Rob McKenna	74,734	62.35
John Ladenburg	45,007	37.55
WRITE-IN	125	.10
Total	119,866	
Over Votes	39	
Under Votes	8,101	

Representative, District No. 2 Positio LEGISLATIVE 02

Vote for One 1		
Tom Campbell	6,273	54.78
Michael C. Powell	5,166	45.11
WRITE-IN	13	.11
Total	11,452	
Over Votes	0	
Under Votes	1,280	

Commissioner of Public Lands STATE

Vote for One 1		
Doug Sutherland	63,028	53.33
Peter J. Goldmark	55,008	46.55
WRITE-IN	144	.12
Total	118,180	
Over Votes	136	
Under Votes	9,690	

Senator, District No. 20 LEGISLATIVE 20

Vote for One 1		
Dan Swecker	17,612	59.51
Chuck Bojarski	11,927	40.30
WRITE-IN	57	.19
Total	29,596	
Over Votes	3	
Under Votes	3,039	

Superintendent of Public Instruction

Vote for One 1		
Randy Dorn	58,396	53.22
Teresa (Terry) Bergeson	50,824	46.32
WRITE-IN	499	.45
Total	109,719	
Over Votes	61	
Under Votes	18,226	

Representative, District No. 20 Pos LEGISLATIVE 20

Vote for One 1		
Richard DeBolt	15,112	51.51
Mike Rechner	14,185	48.35
WRITE-IN	39	.13
Total	29,336	
Over Votes	9	
Under Votes	3,293	

Insurance Commissioner STATE

Vote for One 1		
Mike Kreidler	78,485	67.19
John R. Adams	38,175	32.68
WRITE-IN	152	.13
Total	116,812	
Over Votes	36	
Under Votes	11,158	

Representative, District No. 20 Pos LEGISLATIVE 20

Vote for One 1		
Gary C. Alexander	17,324	59.01
Jim Cutler	11,999	40.87
WRITE-IN	35	.12
Total	29,358	
Over Votes	1	
Under Votes	3,279	

Senator, District No. 2 LEGISLATIVE 02

Vote for One 1		
Marilyn Rasmussen	6,148	52.37
Randi Becker	5,578	47.51
WRITE-IN	14	.12
Total	11,740	
Over Votes	3	
Under Votes	989	

Senator, District No. 22 LEGISLATIVE 22

Vote for One 1		
Karen Fraser	45,062	72.71
Erik Lee	16,266	26.25
WRITE-IN	648	1.05
Total	61,976	
Over Votes	27	
Under Votes	11,436	

Representative, District No. 2 Positio LEGISLATIVE 02

Vote for One 1		
Jim McCune	6,420	55.52
JeanMarie Christenson	5,130	44.37
WRITE-IN	13	.11
Total	11,563	
Over Votes	6	
Under Votes	1,163	

Representative, District No. 22 Pos LEGISLATIVE 22

Vote for One 1		
Brendan Williams	49,114	95.95
WRITE-IN	2,073	4.05
Total	51,187	
Over Votes	8	
Under Votes	22,244	

VOTES PERCENT

VOTES PERCENT

Representative, District No. 22 Pos LEGISLATIVE 22			
Vote for One 1			
Sam Hunt.	46,440	70.37	
Don Crawford	19,435	29.45	
WRITE-IN.	121	.18	
Total	65,996		
Over Votes	13		
Under Votes	7,430		

Supreme Court Justice Position No. JUSTICES OF THE SUPREME COURT			
Vote for One 1			
Charles W. Johnson	80,888	98.14	
WRITE-IN.	1,533	1.86	
Total	82,421		
Over Votes	9		
Under Votes	45,576		

Representative, District No. 35 Pos LEGISLATIVE 35			
Vote for One 1			
Kathy Haigh.	5,550	66.84	
Marco Brown.	2,743	33.04	
WRITE-IN.	10	.12	
Total	8,303		
Over Votes	1		
Under Votes	893		

Supreme Court Justice Position No. JUSTICES OF THE SUPREME COURT			
Vote for One 1			
Debra L. Stephens.	80,727	98.27	
WRITE-IN.	1,421	1.73	
Total	82,148		
Over Votes	14		
Under Votes	45,844		

Representative, District No. 35 Pos LEGISLATIVE 35			
Vote for One 1			
Fred Finn	5,418	65.03	
Randy Neatherlin	2,898	34.79	
WRITE-IN.	15	.18	
Total	8,331		
Over Votes	3		
Under Votes	863		

Court of Appeals Judge Division 2, Di JUDGES OF THE COURT OF APPEALS			
Vote for One 1			
(Joyce) Robin Hunt	81,779	98.24	
WRITE-IN.	1,467	1.76	
Total	83,246		
Over Votes	7		
Under Votes	44,753		

County Commissioner District No. 1			
Vote for One 1			
Cathy Wolfe.	63,909	56.32	
Judy Wilson.	49,307	43.45	
WRITE-IN.	258	.23	
Total	113,474		
Over Votes	22		
Under Votes	14,510		

District Court Judge Position No. 2			
Vote for One 1			
Sam Meyer	21,357	22.76	
Laura M. Murphy	12,442	13.26	
Jamie M. Moore.	10,464	11.15	
Jodilyn (Jodi) Erikson-Muldrew	9,348	9.96	
Greg Rosen	7,892	8.41	
Jim Foley	7,346	7.83	
Bill Gilbert	5,973	6.37	
Lynn Kathryn Hayes	4,561	4.86	
Ken Valz.	4,450	4.74	
Phil Kratz	3,424	3.65	
William R. Bayness	3,170	3.38	
Sans M. Gilmore	2,599	2.77	
WRITE-IN.	810	.86	
Total	93,836		
Over Votes	405		
Under Votes	33,765		

County Commissioner District No. 2			
Vote for One 1			
Sandra Romero	66,743	59.37	
Robin Edmondson	45,420	40.40	
WRITE-IN.	257	.23	
Total	112,420		
Over Votes	19		
Under Votes	15,567		

Supreme Court Justice Position No. JUSTICES OF THE SUPREME COURT			
Vote for One 1			
Mary Fairhurst.	82,329	97.81	
WRITE-IN.	1,840	2.19	
Total	84,169		
Over Votes	12		
Under Votes	43,825		

Public Utilities District Commissione PUBLIC UTILITY DISTRICT NO. 3			
Vote for One 1			
Chris Stearns	50,978	60.03	
Terence Artz	33,002	38.86	
WRITE-IN.	939	1.11	
Total	84,919		
Over Votes	19		
Under Votes	43,068		

VOTES PERCENT

Technology and Capital Projects Levy GRIFFIN SCHOOL
DISTRICT NO. 324

Vote for One 1		
Levy Yes	2,309	59.36
Levy No	1,581	40.64
Total	3,890	
Over Votes	6	
Under Votes	166	

Proposition No. 1 (FD #3) FIRE PROTECTION DIST. NO.3
(LACEY)

Vote for One 1		
Rejected.	10,511	51.96
Approved.	9,719	48.04
Total	20,230	
Over Votes	9	
Under Votes	1,600	

Proposition No. 1 (FD12) FIRE PROTECTION DIST. NO. 12
(TENINO)

Vote for One 1		
Approved.	1,090	52.38
Rejected.	991	47.62
Total	2,081	
Over Votes	4	
Under Votes	120	