

Official Returns
of the
General Election

held in

Thurston
County

November 08, 2011

State of Washington

Oath of County Auditor or Supervisor of Elections

STATE OF WASHINGTON)
) ss.
COUNTY OF THURSTON)

I solemnly swear that the returns of the General Election held on November 08, 2011 in Thurston County, State of Washington, have been in no way altered and that they are the same as when they were deposited in my office.



County Auditor or Supervisor of Elections

Subscribed and sworn to me this 29th day of November, 2011.




Chair, County Legislative Authority


Certification of the Canvassing Board

STATE OF WASHINGTON)
) ss.
COUNTY OF THURSTON)


The undersigned officers designated by law as constituting the Canvassing Board for the County of Thurston, State of Washington, hereby certify that this is a full, true and correct copy of the Abstract of Votes including the cumulative results, precinct results, and a reconciliation report of votes cast at the General Election held on November 08, 2011 in Thurston County, State of Washington, and that the following are the true and reconciled numbers of voters and votes counted.

Witness our hands and official seal this 29th day of November, 2011.






County Auditor or Supervisor of Elections



Chair, County Legislative Authority



County Prosecuting Attorney

Reconciliation Report

County Name: Thurston County

Election Date: 11/8/2011

Active registered voters	152475
Inactive registered voters	13972
Total registered voters	166447
Credited voters	80872

Overall ballot reconciliation	Total ballots received	81218
	Total ballots counted	80871
	Total ballots rejected	347
	Not reconciled	0

Voter Category Reconciliation Detail

Ballot Categories	Issued	Returned (include provisionals from other counties)	Accepted / counted	Rejected (include provisionals sent to other counties)	Ballot category discrepancy
Ballot category totals	153997	81218	80871	347	0
UOCAVA	4702	843	824	19	0
Federal write-In	n/a				0
Provisional	10	21	11	10	0
Ballots cast on DRE's					0
All other ballots not reported above (include Regular & ACP)	149285	80354	80036	318	0

Yes No
Are both the Overall ballot reconciliation and total Ballot category discrepancy cells showing zero?
 If not, attach an explanation of the discrepancies and/or the process followed to resolve the discrepancies per WAC 434-262-060, 434-262-070 and 434-262-100.

Additional information requested by the Secretary of State

Of the ballots accounted for above, how many were returned by email or fax?	36
Of the ballots accounted for above, how many were from MyBallot, another online program, or a pdf sent from the county?	33
AutoMark counties: Please enter an estimate of voters using the AutoMark in the box to the right.	42

OFFICIAL WRITE-IN TALLY

North Thurston Public Schools
School Board Director, District No. 5

Name:	Votes For:
Erica Van Lierop	16

Explanation of the discrepancies and/or the process followed to resolve the discrepancies per WAC 434-262-060, 070 and 100.

Rejection of two ballots found in one return envelope with one valid signature. Upon inspection, the two ballots did not contain identical choices. Therefore, the Board determined that neither ballot should be counted, resulting in the discrepancy of one in the total of ballots credited versus ballots cast.

Resolution: These ballots were rejected by the Board. Official results will show one less (-1) on our total for ballots cast.

Run Date:11/29/11 11:09 AM

	VOTES	PERCENT
PRECINCTS COUNTED (OF 297)	297	100.00
REGISTERED VOTERS - TOTAL	152,475	
BALLOTS CAST - TOTAL	80,871	
BALLOTS CAST - BLANK	24	.03
VOTER TURNOUT - TOTAL		53.04
VOTER TURNOUT - BLANK		.02

Initiative No. 1125

VOTE FOR 1		
No.	46,076	58.33
Yes	32,919	41.67
Total	78,995	
Over Votes	10	
Under Votes	1,866	

Initiative No. 1163

VOTE FOR 1		
Yes	51,637	65.49
No.	27,213	34.51
Total	78,850	
Over Votes	14	
Under Votes	2,007	

Initiative No. 1183

VOTE FOR 1		
Yes	42,842	53.21
No.	37,668	46.79
Total	80,510	
Over Votes	6	
Under Votes	355	

SJR 8205

VOTE FOR 1		
Approved	57,351	74.64
Rejected	19,490	25.36
Total	76,841	
Over Votes	16	
Under Votes	4,014	

SJR 8206

VOTE FOR 1		
Approved	49,107	64.93
Rejected	26,529	35.07
Total	75,636	
Over Votes	11	
Under Votes	5,224	

Port Commissioner District No. 1 PORT OF OLYMPIA

VOTE FOR 1		
George L. Barner, Jr.	53,975	96.90
WRITE-IN.	1,729	3.10
Total	55,704	
Over Votes	4	
Under Votes	25,163	

Town Council Position No. 1 TOWN OF BUCODA

VOTE FOR 1		
Steven C. Purcell	124	94.66
WRITE-IN.	7	5.34
Total	131	
Over Votes	0	
Under Votes	40	

Town Council Position No. 2 TOWN OF BUCODA

VOTE FOR 1		
Gary M. Givens	126	94.74
WRITE-IN.	7	5.26
Total	133	
Over Votes	0	
Under Votes	38	

Town Council Position No. 4 TOWN OF BUCODA

VOTE FOR 1		
Sherry Shepherd	99	61.88
Jim Fowler	60	37.50
WRITE-IN.	1	.63
Total	160	
Over Votes	0	
Under Votes	11	

City Council Position No. 1 CITY OF LACEY

VOTE FOR 1		
Jason Hearn	5,750	64.48
Michael Steadman	3,111	34.89
WRITE-IN.	56	.63
Total	8,917	
Over Votes	6	
Under Votes	2,035	

City Council Position No. 2 CITY OF LACEY

VOTE FOR 1		
Lenny Greenstein	5,499	62.61
Joe D. Mihelich	3,232	36.80
WRITE-IN.	52	.59
Total	8,783	
Over Votes	5	
Under Votes	2,170	

Run Date:11/29/11 11:09 AM

	VOTES	PERCENT
City Council Position No. 3 CITY OF LACEY		
VOTE FOR 1		
Jeff Gadman	4,683	51.87
Mark Arras	4,300	47.63
WRITE-IN	45	.50
Total	9,028	
Over Votes	5	
Under Votes	1,925	

Mayor CITY OF OLYMPIA		
VOTE FOR 1		
Stephen Buxbaum	8,847	59.26
Dick Pust	5,959	39.92
WRITE-IN	122	.82
Total	14,928	
Over Votes	7	
Under Votes	1,029	

City Council Position No. 2 CITY OF OLYMPIA		
VOTE FOR 1		
Steve Langer	12,107	88.10
Democritus Blantayre	1,549	11.27
WRITE-IN	86	.63
Total	13,742	
Over Votes	3	
Under Votes	2,219	

City Council Position No. 3 CITY OF OLYMPIA		
VOTE FOR 1		
Nathaniel Jones	7,290	53.64
Rhenda Iris Strub	6,206	45.67
WRITE-IN	94	.69
Total	13,590	
Over Votes	5	
Under Votes	2,369	

City Council Position No. 7 CITY OF OLYMPIA		
VOTE FOR 1		
Jim Cooper	8,001	63.19
Brian Tomlinson	4,556	35.98
WRITE-IN	104	.82
Total	12,661	
Over Votes	5	
Under Votes	3,298	

City Council Position No. 2 CITY OF RAINIER		
VOTE FOR 1		
Bob Shaw	274	63.87
Tom Arnbrister	153	35.66
WRITE-IN	2	.47
Total	429	
Over Votes	0	
Under Votes	77	

City Council Position No. 4 CITY OF RAINIER		
VOTE FOR 1		
Dennis C. McVey	334	95.16
WRITE-IN	17	4.84
Total	351	
Over Votes	0	
Under Votes	155	

City Council Position No. 5 CITY OF RAINIER		
VOTE FOR 1		
Christine Winslow	270	60.67
Greg Myers	173	38.88
WRITE-IN	2	.45
Total	445	
Over Votes	0	
Under Votes	61	

Mayor CITY OF TENINO		
VOTE FOR 1		
Eric Strawn	249	55.70
Ken Jones	188	42.06
WRITE-IN	10	2.24
Total	447	
Over Votes	0	
Under Votes	30	

City Council Position No. 1 CITY OF TENINO		
VOTE FOR 1		
Bret D. Brodersen	334	95.98
WRITE-IN	14	4.02
Total	348	
Over Votes	0	
Under Votes	129	

City Council Position No. 2 CITY OF TENINO		
VOTE FOR 1		
Dawna Kelley-Donohue	314	92.08
WRITE-IN	27	7.92
Total	341	
Over Votes	0	
Under Votes	136	

City Council Position No. 5 CITY OF TENINO		
VOTE FOR 1		
Wayne Fournier	246	55.78
Philip Simmons	194	43.99
WRITE-IN	1	.23
Total	441	
Over Votes	0	
Under Votes	36	

Run Date:11/29/11 11:09 AM

VOTES PERCENT

VOTES PERCENT

City Council Position No. 1 CITY OF TUMWATER

VOTE FOR 1		
Ed Stanley	2,469	55.04
Dave Raatz	1,999	44.56
WRITE-IN.	18	.40
Total	4,486	
Over Votes	3	
Under Votes	1,127	

City Council Position No. 6 CITY OF YELM

VOTE FOR 1		
Ken Garmann.	705	97.24
WRITE-IN.	20	2.76
Total	725	
Over Votes	0	
Under Votes	351	

City Council Position No. 2 CITY OF TUMWATER

VOTE FOR 1		
Tom Oliva	3,467	97.74
WRITE-IN.	80	2.26
Total	3,547	
Over Votes	0	
Under Votes	2,069	

School Board Director Position No. 2
CENTRALIA SCHOOL DISTRICT NO. 401-L

VOTE FOR 1		
Kim Ashmore.	111	100.00
WRITE-IN.	0	
Total	111	
Over Votes	0	
Under Votes	42	

City Council Position No. 3 CITY OF TUMWATER

VOTE FOR 1		
Joan Cathey.	2,239	50.13
Debbie Sullivan	2,197	49.19
WRITE-IN.	30	.67
Total	4,466	
Over Votes	0	
Under Votes	1,150	

School Board Director Position No. 3
CENTRALIA SCHOOL DISTRICT NO. 401-L

VOTE FOR 1		
Amy L. Buzzard.	73	55.73
Robert Fuller	58	44.27
WRITE-IN.	0	
Total	131	
Over Votes	1	
Under Votes	21	

City Council Position No. 7 CITY OF TUMWATER

VOTE FOR 1		
Neil A. McClanahan	3,544	98.12
WRITE-IN.	68	1.88
Total	3,612	
Over Votes	0	
Under Votes	2,004	

School Board Director Position No. 4
CENTRALIA SCHOOL DISTRICT NO. 401-L

VOTE FOR 1		
Keith Macy	66	59.46
Chris Thomas	44	39.64
WRITE-IN.	1	.90
Total	111	
Over Votes	0	
Under Votes	42	

City Council Position No. 1 CITY OF YELM

VOTE FOR 1		
JW Foster	759	97.43
WRITE-IN.	20	2.57
Total	779	
Over Votes	0	
Under Votes	297	

School Board Director Position No. 1
GRIFFIN SCHOOL DISTRICT NO. 324

VOTE FOR 1		
Joseph Peters	1,772	97.10
WRITE-IN.	53	2.90
Total	1,825	
Over Votes	1	
Under Votes	1,007	

City Council Position No. 2 CITY OF YELM

VOTE FOR 1		
Joe Baker	740	97.37
WRITE-IN.	20	2.63
Total	760	
Over Votes	0	
Under Votes	316	

School Board Director Position No. 2
GRIFFIN SCHOOL DISTRICT NO. 324

VOTE FOR 1		
Maureen Karras.	1,743	97.05
WRITE-IN.	53	2.95
Total	1,796	
Over Votes	1	
Under Votes	1,036	

Run Date:11/29/11 11:09 AM

VOTES PERCENT

VOTES PERCENT

School Board Director Position No. 3
GRIFFIN SCHOOL DISTRICT NO. 324

VOTE FOR 1		
Brenna English	1,778	97.21
WRITE-IN.	51	2.79
Total	1,829	
Over Votes	0	
Under Votes	1,004	

School Board Director District No. 4
OLYMPIA SCHOOL DISTRICT NO. 111

VOTE FOR 1		
Justin Montermini.	12,960	97.76
WRITE-IN.	297	2.24
Total	13,257	
Over Votes	2	
Under Votes	9,702	

School Board Director District No. 1
NORTH THURSTON PUBLIC SCHOOLS

VOTE FOR 1		
Marcia Coppin	12,055	60.34
Patrick Williams	7,739	38.74
WRITE-IN.	183	.92
Total	19,977	
Over Votes	6	
Under Votes	7,472	

School Board Director District No. 1
RAINIER SCHOOL DISTRICT NO. 307

VOTE FOR 1		
Kim Sanders.	1,018	98.26
WRITE-IN.	18	1.74
Total	1,036	
Over Votes	1	
Under Votes	571	

School Board Director District No. 4
NORTH THURSTON PUBLIC SCHOOLS

VOTE FOR 1		
Laurie Davies	17,438	98.18
WRITE-IN.	324	1.82
Total	17,762	
Over Votes	3	
Under Votes	9,690	

School Board Director District No. 2
RAINIER SCHOOL DISTRICT NO. 307

VOTE FOR 1		
Jerry F. Sprouffske	1,065	97.62
WRITE-IN.	26	2.38
Total	1,091	
Over Votes	0	
Under Votes	517	

School Board Director District No. 5
NORTH THURSTON PUBLIC SCHOOLS

VOTE FOR 1		
Leah J. Wells	17,329	98.19
WRITE-IN.	319	1.81
Total	17,648	
Over Votes	2	
Under Votes	9,805	

School Board Director District No. 3
RAINIER SCHOOL DISTRICT NO. 307

VOTE FOR 1		
Dana Morgan Spivey	657	51.05
Maureen J. Baker	624	48.48
WRITE-IN.	6	.47
Total	1,287	
Over Votes	2	
Under Votes	319	

School Board Director District No. 1
OLYMPIA SCHOOL DISTRICT NO. 111

VOTE FOR 1		
Frank Wilson	12,629	97.03
WRITE-IN.	386	2.97
Total	13,015	
Over Votes	4	
Under Votes	9,942	

School Board Director District No. 4
RAINIER SCHOOL DISTRICT NO. 307

VOTE FOR 1		
Kathi Jo Moore.	977	97.90
WRITE-IN.	21	2.10
Total	998	
Over Votes	0	
Under Votes	610	

School Board Director District No. 2
OLYMPIA SCHOOL DISTRICT NO. 111

VOTE FOR 1		
Allen T. Miller	13,277	97.78
WRITE-IN.	302	2.22
Total	13,579	
Over Votes	1	
Under Votes	9,381	

Run Date:11/29/11 11:09 AM

	VOTES	PERCENT
School Board Director District No. 2 ROCHESTER SCHOOL DISTRICT NO. 401		
VOTE FOR 1		
Viki F. Draper	1,697	59.15
Laurie Wilson	1,143	39.84
WRITE-IN.	29	1.01
Total	2,869	
Over Votes	2	
Under Votes	778	

	VOTES	PERCENT
School Board Director District No. 3 ROCHESTER SCHOOL DISTRICT NO. 401		
VOTE FOR 1		
Ben M. Elkins	1,874	67.56
Liana White.	875	31.54
WRITE-IN.	25	.90
Total	2,774	
Over Votes	3	
Under Votes	872	

	VOTES	PERCENT
School Board Director District No. 4 ROCHESTER SCHOOL DISTRICT NO. 401		
VOTE FOR 1		
Glen Morgan.	1,576	56.33
Piper Lyon	1,200	42.89
WRITE-IN.	22	.79
Total	2,798	
Over Votes	1	
Under Votes	850	

	VOTES	PERCENT
School Board Director District No. 2 TENINO SCHOOL DISTRICT NO. 402		
VOTE FOR 1		
Trisha Hart Claridge.	2,123	97.30
WRITE-IN.	59	2.70
Total	2,182	
Over Votes	0	
Under Votes	1,144	

	VOTES	PERCENT
School Board Director District No. 3 TENINO SCHOOL DISTRICT NO. 402		
VOTE FOR 1		
Tamara Schroder	1,273	52.89
Stacey Kalkus	1,112	46.20
WRITE-IN.	22	.91
Total	2,407	
Over Votes	0	
Under Votes	919	

	VOTES	PERCENT
School Board Director District No. 4 TENINO SCHOOL DISTRICT NO. 402		
VOTE FOR 1		
Ron White	2,101	97.09
WRITE-IN.	63	2.91
Total	2,164	
Over Votes	0	
Under Votes	1,162	

	VOTES	PERCENT
School Board Director District No. 2 TUMWATER SCHOOL DISTRICT NO. 33		
VOTE FOR 1		
Kim Reykdal.	7,366	74.98
Dave Brastow	2,360	24.02
WRITE-IN.	98	1.00
Total	9,824	
Over Votes	0	
Under Votes	2,874	

	VOTES	PERCENT
School Board Director District No. 3 TUMWATER SCHOOL DISTRICT NO. 33		
VOTE FOR 1		
Jay Wood.	8,137	97.82
WRITE-IN.	181	2.18
Total	8,318	
Over Votes	1	
Under Votes	4,379	

	VOTES	PERCENT
School Board Director District No. 1 YELM COMMUNITY SCHOOLS		
VOTE FOR 1		
Dave Pratt	3,995	97.65
WRITE-IN.	96	2.35
Total	4,091	
Over Votes	1	
Under Votes	2,096	

	VOTES	PERCENT
School Board Director District No. 2 YELM COMMUNITY SCHOOLS		
VOTE FOR 1		
Donna Edwards	4,019	98.00
WRITE-IN.	82	2.00
Total	4,101	
Over Votes	0	
Under Votes	2,087	

	VOTES	PERCENT
School Board Director District No. 3 YELM COMMUNITY SCHOOLS		
VOTE FOR 1		
Denise Hendrickson	3,908	97.70
WRITE-IN.	92	2.30
Total	4,000	
Over Votes	1	
Under Votes	2,187	

Run Date:11/29/11 11:09 AM

	VOTES	PERCENT
School Board Director District No. 5 YELM COMMUNITY SCHOOLS VOTE FOR 1		
William F. Hauss	3,840	97.81
WRITE-IN.	86	2.19
Total	3,926	
Over Votes	0	
Under Votes	2,262	

	VOTES	PERCENT
Fire District Commissioner Position N FIRE PROTECTION DIST. NO. 5 (BLACK LAKE) VOTE FOR 1		
Mark Thompson	1,402	97.29
WRITE-IN.	39	2.71
Total	1,441	
Over Votes	0	
Under Votes	628	

Fire District Commissioner Position N FIRE PROTECTION DISTRICT NO. 01(GM-ROCH) VOTE FOR 1		
Jeff Grimm	1,553	61.12
Jeff Jernigan	961	37.82
WRITE-IN.	27	1.06
Total	2,541	
Over Votes	2	
Under Votes	778	

Fire District Commissioner Position N FIRE PROTECTION DIST. NO. 6 (EAST OLY) VOTE FOR 1		
Gary L. Pearson	3,133	98.31
WRITE-IN.	54	1.69
Total	3,187	
Over Votes	0	
Under Votes	1,751	

Fire District Commissioner Position FIRE PROTECTION DIST. NO.1 (GM - ROCH) VOTE FOR 1		
Kay Crookshanks	2,167	98.41
WRITE-IN.	35	1.59
Total	2,202	
Over Votes	1	
Under Votes	1,118	

Fire District Commissioner Position N FIRE PROTECTION DIST. NO. 7 (NORTH OLY) VOTE FOR 1		
Milt Harper.	1,157	98.22
WRITE-IN.	21	1.78
Total	1,178	
Over Votes	0	
Under Votes	786	

Fire District Commissioner Position N FIRE PROTECTION DIST. NO.3 (LACEY) VOTE FOR 1		
Frank Kirkbride	9,703	54.46
Gary W. Hartloff	7,975	44.76
WRITE-IN.	138	.77
Total	17,816	
Over Votes	9	
Under Votes	6,458	

Fire District Commissioner Position FIRE PROTECTION DIST. NO. 7 (NORTH OLY) VOTE FOR 1		
Michael Berman.	932	65.04
Glenn Gerth.	496	34.61
WRITE-IN.	5	.35
Total	1,433	
Over Votes	0	
Under Votes	531	

Fire District Commissioner Position N FIRE PROTECTION DIST. NO.3 (LACEY) VOTE FOR 1		
Thomas T. Nelson	15,603	98.67
WRITE-IN.	210	1.33
Total	15,813	
Over Votes	1	
Under Votes	8,469	

Fire District Commissioner Position N FIRE PROTECTION DIST. NO. 8 (SOUTH BAY) VOTE FOR 1		
Richard (Dick) Small.	1,553	59.03
Larry Mahoney	1,053	40.02
WRITE-IN.	25	.95
Total	2,631	
Over Votes	0	
Under Votes	969	

Run Date:11/29/11 11:09 AM

VOTES PERCENT

Fire District Commissioner Position N
 FIRE PROTECTION DIST. NO. 9 (MCLANE)
 VOTE FOR 1

Wm Robert Barnard	2,186	97.42
WRITE-IN	58	2.58
Total	2,244	
Over Votes	0	
Under Votes	1,737	

VOTES PERCENT

Fire District Commissioner Position N
 FIRE PROTECTION DIST. NO.17 (BALD HILLS)
 VOTE FOR 1

Harry Miller	610	98.55
WRITE-IN	9	1.45
Total	619	
Over Votes	1	
Under Votes	237	

Fire District Commissioner Position N
 FIRE PROTECTION DIST. NO.11 (LITTLEROCK)
 VOTE FOR 1

David C. Pethia	2,085	97.34
WRITE-IN	57	2.66
Total	2,142	
Over Votes	1	
Under Votes	1,138	

Fire Commissioner Position No. 3
 SE THURSTON FIRE AUTHORITY
 VOTE FOR 1

Dave Shepherd	2,546	60.68
Ronnie Kemp	1,626	38.75
WRITE-IN	24	.57
Total	4,196	
Over Votes	2	
Under Votes	1,541	

Fire District Commissioner Position N
 FIRE PROTECTION DIST. NO. 12 (TENINO)
 VOTE FOR 1

Steve Whalen	805	66.92
Charles (Rusty) Carlson	393	32.67
WRITE-IN	5	.42
Total	1,203	
Over Votes	0	
Under Votes	300	

Fire Commissioner Position No. 2
 SE THURSTON FIRE AUTHORITY
 VOTE FOR 1

Jeff Rennaker	3,508	97.93
WRITE-IN	74	2.07
Total	3,582	
Over Votes	0	
Under Votes	2,157	

Fire District Commissioner Position N
 FIRE PROTECTION DIST NO. 13 (GRIFFIN)
 VOTE FOR 1

Jim McGarva	1,668	97.72
WRITE-IN	39	2.28
Total	1,707	
Over Votes	0	
Under Votes	908	

Fire Commissioner Position No. 3
 SE THURSTON FIRE AUTHORITY
 VOTE FOR 1

Clinton R. Farmer	3,642	98.49
WRITE-IN	56	1.51
Total	3,698	
Over Votes	0	
Under Votes	2,041	

Fire District Commissioner Position N
 FIRE PROTECTION DIST. NO.15 (MUNN LAKE)
 VOTE FOR 1

Michael Pavlich	218	96.89
WRITE-IN	7	3.11
Total	225	
Over Votes	0	
Under Votes	78	

Fire Commissioner Position No. 2
 SE THURSTON FIRE AUTHORITY
 VOTE FOR 1

Steven Slater	3,560	98.10
WRITE-IN	69	1.90
Total	3,629	
Over Votes	0	
Under Votes	2,110	

Fire District Commissioner Position
 FIRE PROTECTION DIST. NO.16 (GIB VALLEY)
 VOTE FOR 1

R. Kip Busby	108	98.18
WRITE-IN	2	1.82
Total	110	
Over Votes	0	
Under Votes	57	

Fire Commissioner Position No. 3
 SE THURSTON FIRE AUTHORITY
 VOTE FOR 1

Kathy Bostwick	3,600	98.33
WRITE-IN	61	1.67
Total	3,661	
Over Votes	2	
Under Votes	2,076	

Run Date:11/29/11 11:09 AM

VOTES PERCENT

VOTES PERCENT

Commissioner Position No. 3 TANGLEWILDE DISTRICT NO. 1

VOTE FOR 1		
Steven E. Rector	431	96.42
WRITE-IN.	16	3.58
Total	447	
Over Votes	1	
Under Votes	145	

Fire 3 Proposition No. 1
FIRE PROTECTION DIST. NO.3 (LACEY)

VOTE FOR 1		
Rejected.	12,024	52.95
Approved.	10,686	47.05
Total	22,710	
Over Votes	4	
Under Votes	1,569	

Commissioner Position No. 4 TANGLEWILDE DISTRICT NO. 1

VOTE FOR 1		
Bruce A. Whitehouse	413	97.64
WRITE-IN.	10	2.36
Total	423	
Over Votes	0	
Under Votes	170	

Fire 8 Proposition No. 1
FIRE PROTECTION DIST NO. 8 (SOUTH BAY)

VOTE FOR 1		
Rejected.	2,239	64.62
Approved.	1,226	35.38
Total	3,465	
Over Votes	2	
Under Votes	133	

Commissioner Position No. 2
CEMETERY DISTRICT NO. 1 (GRAND MOUND)

VOTE FOR 1		
Jan Forsman Watson	2,432	97.91
WRITE-IN.	52	2.09
Total	2,484	
Over Votes	0	
Under Votes	1,223	

Commissioner Position No. 3
CEMETERY DISTRICT NO. 1 (GRAND MOUND)

VOTE FOR 1		
Marc S. Spiegelberg	2,359	98.05
WRITE-IN.	47	1.95
Total	2,406	
Over Votes	0	
Under Votes	1,301	

Commissioner Position No. 3
CEMETERY DISTRICT NO. 2 (YELM)

VOTE FOR 1		
Gary Sortor.	3,244	97.95
WRITE-IN.	68	2.05
Total	3,312	
Over Votes	0	
Under Votes	1,678	

Olympia Proposition No. 1 CITY OF OLYMPIA

VOTE FOR 1		
Yes	8,693	57.14
No.	6,520	42.86
Total	15,213	
Over Votes	5	
Under Votes	746	