

**Official Returns**  
of the  
**Primary Election**

held in

**Thurston  
County**


**State of Washington**

*August 6, 2013*

## Oath of County Auditor or Supervisor of Elections

STATE OF WASHINGTON            )  
  ) ss.  
COUNTY OF THURSTON        )

I solemnly swear that the returns of the Primary Election held on August 6, 2013 in Thurston County, State of Washington, have been in no way altered and that they are the same as when they were deposited in my office.

  
\_\_\_\_\_  
County Auditor or Supervisor of Elections

*Subscribed and sworn to me this 20<sup>th</sup> day of August, 2013.*

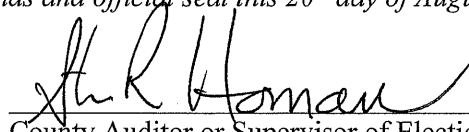
  
\_\_\_\_\_  
Chair, County Legislative Authority

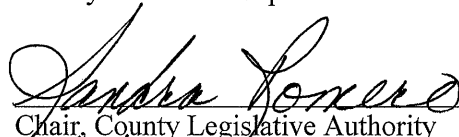
## Certification of the Canvassing Board


STATE OF WASHINGTON            )  
  ) ss.  
COUNTY OF THURSTON        )


The undersigned officers designated by law as constituting the Canvassing Board for the County of Thurston, State of Washington, hereby certify that this is a full, true and correct copy of the Abstract of Votes including the cumulative results, precinct results, and a reconciliation report of votes cast at the Primary Election held on August 6, 2013 in Thurston County, State of Washington, and that the following are the true and reconciled numbers of voters and votes counted.

*Witness our hands and official seal this 20<sup>th</sup> day of August, 2013.*

  
\_\_\_\_\_  
County Auditor or Supervisor of Elections

  
\_\_\_\_\_  
Chair, County Legislative Authority

  
\_\_\_\_\_  
County Prosecuting Attorney



**Reconciliation Form**

County Name: **Thurston County**  
 Election Date: **August 6, 2013**

Report prepared by: **Tillie Naputi-Pullar**  
 Contact number: **360-786-5408**

Registered Voters	
Active registered voters	162422
Inactive registered voters	11435
Credited voters	40663

Overall Ballot	Received	40925
Reconciliation	Counted	40663
Report total ballots for the entire election	Not Counted	262
	Discrepancy	0

Yes  No **Is the cell "Discrepancy" showing zero?**  
 If other than zero, attach an explanation of the process followed to account for the discrepancy.

Yes  No **Does the number of "credited voters" equal the number of overall ballots reported as "counted?"**  
 If not, attach an explanation of the discrepancies and/or the process followed to resolve the discrepancies per WAC 434-262-060, 434-262-070 and 434-262-100.

Category Reconciliation (detailed accounting of ballots reported above in the Overall Ballot Reconciliation)						
	Issued (number of voters issued ballots)	Received	Ballots forwarded to other counties	Accepted (equal to "Counted" as reported in Overall Ballot Reconciliation)	Rejected & not counted	Category Discrepancy (all ballots accounted for when zero)
Totals for all voters	162658	40925	0	40663	262	0
UOCAVA	5696	621	n/a	608	13	0
Federal write-in Provisional (include provisional ballots from other counties)	n/a	0	n/a	0	0	0
DREs (do not report ballots filled in with Automarks)	0	0	0	0	0	0
All others not already reported in the categories above (including regular ballots & ACP)	156962	0	n/a	0	0	0
<input checked="" type="radio"/> Yes <input type="radio"/> No <b>Do totals under "Category Discrepancy" all calculate to zero?</b> If other than zero, attach an explanation of the category discrepancy.				40055	249	0
<input checked="" type="radio"/> Yes <input type="radio"/> No <b>Are the totals for all voters the same as reported in the Overall Ballot Reconciliation?</b> If not, attach an explanation of the discrepancy.						

Additional information requested by the Secretary of State. Please answer the questions below:

For all returned ballots, how many were by:

Email	12	Of all ballots returned, how many were generated through:	
Fax	0	MyBallot	12
Deposited at staffed, unstaffed deposit sites and at voting centers.	25341	Other online programs	0
		PDF originating from county	0
AutoMarks: Please provide an estimate of the number of voters using the AutoMark in the box to the right.			29

	VOTES	PERCENT
PRECINCTS COUNTED (OF 283)	283	100.00
REGISTERED VOTERS - TOTAL	162,422	
BALLOTS CAST - TOTAL	40,663	
BALLOTS CAST - BLANK	43	.11
VOTER TURNOUT - TOTAL		25.04
VOTER TURNOUT - BLANK		.03

Auditor

VOTE FOR 1		
Gary Alexander	21,164	52.28
Mary Hall	19,178	47.37
WRITE-IN	142	.35
<b>Total</b>	<b>40,484</b>	
Over Votes	9	
Under Votes	170	

City Council Position No. 6 CITY OF LACEY

VOTE FOR 1		
Jacob (Jake) Vaughan	1,204	22.15
Michael R. Steadman	2,343	43.11
Ron Lawson	1,840	33.85
WRITE-IN	48	.88
<b>Total</b>	<b>5,435</b>	
Over Votes	6	
Under Votes	342	

City Council Position No. 1 CITY OF TENINO

VOTE FOR 1		
Bret D. Brodersen	84	30.00
Frank Anderson	47	16.79
Sirena Painter	139	49.64
WRITE-IN	10	3.57
<b>Total</b>	<b>280</b>	
Over Votes	1	
Under Votes	5	

City Council Position No. 6 CITY OF TUMWATER

VOTE FOR 1		
Kyle Taylor Lucas	1,114	43.26
Debbie Sullivan	1,149	44.62
David Reeder	290	11.26
WRITE-IN	22	.85
<b>Total</b>	<b>2,575</b>	
Over Votes	2	
Under Votes	188	

VOTES PERCENT

School Board Director Position No. 1  
 CENTRALIA SCHOOL DISTRICT NO. 401-L

VOTE FOR 1		
Michael J. Kelly	16	22.54
Ron Averill	27	38.03
Amy Buzzard	28	39.44
WRITE-IN	0	
<b>Total</b>	<b>71</b>	
Over Votes	0	
Under Votes	2	

School Board Director Position No. 5  
 CENTRALIA SCHOOL DISTRICT NO. 401-L

VOTE FOR 1		
Patricia Dolezal	25	35.71
Carol Fuller	18	25.71
Neal Kirby	27	38.57
WRITE-IN	0	
<b>Total</b>	<b>70</b>	
Over Votes	0	
Under Votes	3	

City of Yelm Proposition No. 1

VOTE FOR 1		
Yes	456	54.48
No	381	45.52
<b>Total</b>	<b>837</b>	
Over Votes	0	
Under Votes	7	

FD No. 15 Levy Lid Lift  
 FIRE PROTECTION DIST. NO.15 (MUNN LAKE)

VOTE FOR 1		
Approved	104	61.18
Rejected	66	38.82
<b>Total</b>	<b>170</b>	
Over Votes	0	
Under Votes	2	

FD No. 17 Levy Lid Lift  
 FIRE PROTECTION DIST NO. 17 (BALD HILLS)

VOTE FOR 1		
Approved	402	70.90
Rejected	165	29.10
<b>Total</b>	<b>567</b>	
Over Votes	0	
Under Votes	8	

Official Results

Thurston County, Washington  
Primary Election  
August 6, 2013

Run Date:08/20/13 01:06 PM

VOTES PERCENT

Tanglewilde Parks & Recreation Levy

TANGLEWILDE DISTRICT NO. 1

VOTE FOR 1

Yes . . . . .	373	73.72
No. . . . .	133	26.28
Total . . . . .	506	
Over Votes . . . . .	0	
Under Votes . . . . .	1	