

CERTIFICATION OF ELECTION


STATE OF WASHINGTON

COUNTY OF THURSTON

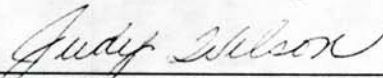
The undersigned, being the officers designated by law as and constituting the Canvassing Board of Election Returns in and for the County of Thurston, State of Washington, do hereby certify that the foregoing pages are a full, true and correct copy of the abstract of votes polled in the County of Thurston, State of Washington, at the Special Election held in the several voting precinct of said county on May 16, 1995, as taken from the official returns; and

That the total number of registered voters in all precincts was 21,774, and that the total number of votes cast in such precincts was 7,208.


Witness my hand and Official Seal this 26th day of May, 1995.



COUNTY AUDITOR, Ex-officio County Supervisor of Elections



CHAIRPERSON, Board of County Commissioners



COUNTY PROSECUTING ATTORNEY

10-49 AM

THURSTON COUNTY, WASHINGTON
MAY 16, 1995
SPECIAL ELECTION

	COUNT	PERCENT	COUNT	PERCENT
PRECINCTS COUNTED - TOTAL	53	100.00		
PRECINCTS COUNTED - REGULAR	51	100.00		
PRECINCTS COUNTED - ABSENTEE	2	100.00		
REGISTERED VOTERS	21,774			
BALLOTS CAST - TOTAL	7,208	33.10		
BALLOTS CAST - REGULAR	3,535			
BALLOTS CAST - ABSENTEE	3,673			
TUMWATER SD 33 PROP 1 BOND				
YES	3,507	64.01		
NO	1,972	35.99		
ROCHESTER SD 401 PROP 1 BOND				
YES	889	52.73		
NO	797	47.27		

Centralia

- 01 - REGISTERED VOTERS
- 02 - BALLOTS CAST - TOTAL
- 03 - BALLOTS CAST - REGULAR
- 04 - BALLOTS CAST - ABSENTEE
- TUMWATER SD 33 PROP 1 BOND
- 05 - YES
- 06 - NO
- ROCHESTER SD 401 PROP 1 BOND
- 07 - YES
- 08 - NO

	01	02	03	04	05	06	07	08
ALPINE	571	110	110		94	15		
BEAVER CK VBM	2							
BELMORE-LAKESIDE	736	92	92		61	29		
BLACK LAKE	458	101	101		75	25		
BLACK RIVER	292	45	45		23	14	3	3
BUSH VBM	203	91	91		53	38		
CAMELOT-DELPHI	837	151	151		113	38		
CHAMBERS	612	83	83		50	33		
DELRIIDGE VBM	41	17	17		16	1		
EAST OLYMPIA	450	75	75		56	19		
EATON CK VBM	10	2	2		1	1		
EVERGREEN SH-GREENRI	911	123	123		81	40		
GATE	405	110	110				67	42
GLENWOOD VBM	144	78	78		37	41		
GRAND MOUND-JAMES	789	125	125				77	48
HAYNES ACRES-SOUTH U	648	124	124		80	44		
HAYS VBM	6							
HENESS-VIOLET PR	964	167	167				88	79
ISRAEL	666	93	93		72	21		
LITTLE ROCK	577	68	68		45	23		
MICHIGAN HILL-ROCH 2	651	160	160				106	54
MUNN LAKE	594	73	73		63	10		
OLYMPIA 16 VBM	90	44	44		39	4		
PRINE VBM	32	12	12		3	9		
ROCH 1 & 3	816	179	179				117	62
ROCH 4 & 5	814	189	189				98	91
SALMON CK-WADDELL CK	736	113	113		63	49		1
SHELLER	355	35	35		22	13		
SCOTT LAKE NORTH & S	703	70	70		48	21		
SIMMONS #1 VBM	21	14	14		1	13		
SIMMONS #2 VBM	4	3	3			3		
SIMMONS #3 VBM	26	10	10		7	3		
SIMMONS #4 VBM	51	17	17		9	8		
SIMMONS #5 VBM	2	1	1			1		
SPURGEON CK\SUNWOOD	299	14	14		13	1		
TILLEY	608	79	79		59	20		
TROSPER LK VBM	62	21	21		12	8		
TUM 1-15	966	72	72		63	9		
TUM 2-12	987	104	104		90	14		
TUM 3	560	95	95		85	10		
TUM 4	491	30	30		28	2		
TUM 5-11	970	157	157		126	31		
TUM 6-14	658	106	106		85	19		

- 01 - REGISTERED VOTERS
- 02 - BALLOTS CAST - TOTAL
- 03 - BALLOTS CAST - REGULAR
- 04 - BALLOTS CAST - ABSENTEE
- TUMWATER SD 33 PROP 1 BOND
- 05 - YES
- 06 - NO
- ROCHESTER SD 401 PROP 1 BOND
- 07 - YES
- 08 - NO

	01	02	03	04	05	06	07	08
TUM 7-8	841	143	143		120	22		
TUM 9	384	49	49		38	11		
TUM 10-13	590	77	77		65	12		
WILDFLOWER VBM	28	13	13		5	8		
ABS F1 & F2		3,611		3,611	1,606	1,289	308	380
ABS LEWIS\GRAYS COUN	113	62		62			25	37
TOTAL	21,774	7,208	3,535	3,673	3,507	1,972	889	797
REGULAR	21,661	3,535	3,535		1,901	683	556	380
ABSENTEE	113	3,673		3,673	1,606	1,289	333	417

WE, THE UNDERSIGNED, CERTIFY THAT THE ABOVE RESULTS ARE TRUE AND CORRECT.

NAME.....

NAME.....

SEAL NO.....