


CERTIFICATION OF ELECTION

STATE OF WASHINGTON COUNTY OF THURSTON

The undersigned, being the officers designated by law as and constituting the Canvassing Board of Election Returns in and for the County of Thurston, State of Washington, do hereby certify that the foregoing pages are a full, true and correct copy of the abstract of votes polled in the County of Thurston, State of Washington, at the Special Election held in said county on February 4, 2003, as taken from the official returns; and


That the total number of active registered voters in all precincts was 44,121 and that the total number of votes cast in such precincts was 18,146.

Witness my hand and Official Seal this 14th day of February, 2003.



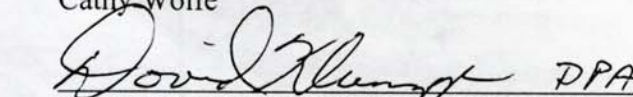
COUNTY AUDITOR, Ex-Officio County Supervisor of Elections

Kim Wyman



CHAIRMAN, Board of County Commissioners

Cathy Wolfe

 DPA

COUNTY PROSECUTING ATTORNEY

Ed Holm

THURSTON COUNTY, WASHINGTON
SPECIAL ELECTION
FEBRUARY 4, 2003

| | Total | Pct | Total | Pct |
|---|--------|--------|-------|-----|
| Precincts Counted - TOTAL | 107 | 100.00 | | |
| Registered Voters - TOTAL | 44,121 | | | |
| Registered Voters - OLYMPIA SD #111 | 34,423 | | | |
| Registered Voters - YELM COMM SCH | 9,698 | | | |
| Ballots Cast - TOTAL | 18,146 | 41.13 | | |
| Ballots Cast - OLYMPIA SD #111 | 13,976 | 40.60 | | |
| Ballots Cast - YELM COMM SCH | 4,170 | 43.00 | | |
| OLYMPIA SCHOOL DISTRICT #111 | | | | |
| GENERAL OBLIGATION BONDS - \$76,600,000 | | | | |
| Vote for 1 | | | | |
| APPROVED | 8,973 | 64.41 | | |
| REJECTED | 4,957 | 35.59 | | |
| YELM COMMUNITY SCHOOLS | | | | |
| SCHOOL CONST & IMPROVE BONDS - \$46,015,000 | | | | |
| Vote for 1 | | | | |
| APPROVED | 2,578 | 62.02 | | |
| REJECTED | 1,579 | 37.98 | | |

THURSTON COUNTY, WASHINGTON
SPECIAL ELECTION
FEBRUARY 4, 2003

- 1 Registered Voters - TOTAL
- 2 Registered Voters - OLYMPIA SD #111
- 3 Registered Voters - YELM COMM SCH
- 4 Ballots Cast - TOTAL
- 5 Percent of Registered Voters
- 6 Ballots Cast - OLYMPIA SD #111
- 7 Percent of Registered Voters
- 8 Ballots Cast - YELM COMM SCH
- 9 Percent of Registered Voters

- GENERAL OBLIGATION BONDS - \$76,600,000
- Vote for 1
- 10 APPROVED
- 11 REJECTED
- YELM COMMUNITY SCHOOLS
- SCHOOL CONST & IMPROVE BONDS - \$46,015,000
- Vote for 1
- 12 APPROVED
- 13 REJECTED

OLYMPIA SCHOOL DISTRICT #111

| | 1 | 2 | 3 | 4.....5 | 6.....7 | 8.....9 | 10.....11 | 12.....13 |
|---------------------|-------|-----|-------|-----------|-----------|-----------|-----------|-----------|
| 0037 WILSON | 7 | 7 | . | 5 71.43 | 5 71.43 | . | . | . |
| 0038 DELTA | 10 | 10 | . | 5 50.00 | 5 50.00 | . | . | . |
| 0046 LAWRENCE LK N | 471 | . | 471 | 229 48.62 | . | 229 48.62 | . | 144 84 |
| 0051 SPURGEON CREEK | 248 | . | 248 | 86 34.68 | . | 86 34.68 | . | 40 45 |
| 0053 VAIL | 18 | . | 18 | 4 22.22 | . | 4 22.22 | . | 1 3 |
| 0060 SMITH PRAIRIE | 505 | . | 505 | 215 42.57 | . | 215 42.57 | . | 137 78 |
| 0063 AMES | 448 | 448 | . | 197 43.97 | 197 43.97 | . | 105 92 | . |
| 0066 FISH TRAP | 385 | 385 | . | 179 46.49 | 179 46.49 | . | 93 85 | . |
| 0073 SULENES #2 | 17 | 17 | . | 8 47.06 | 8 47.06 | . | 4 4 | . |
| 0074 PINES | 611 | . | 611 | 225 36.82 | . | 225 36.82 | . | 135 89 |
| 0078 TRI LAKES | 153 | . | 153 | 61 39.87 | . | 61 39.87 | . | 39 22 |
| 0087 DRIFTWOOD | 148 | 148 | . | 15 10.14 | 15 10.14 | . | . | . |
| 0090 SWEET BRIAR | 659 | 659 | . | 283 42.94 | 283 42.94 | . | 168 115 | . |
| 0096 SUMMIT LAKE | 268 | 268 | . | 92 34.33 | 92 34.33 | . | 41 51 | . |
| 0097 DELRIDGE | 269 | 269 | . | 129 47.96 | 129 47.96 | . | 87 42 | . |
| 0100 HEWITT LAKE | 423 | 423 | . | 205 48.46 | 205 48.46 | . | 141 63 | . |
| 0101 ZANGLE | 486 | 486 | . | 212 43.62 | 212 43.62 | . | 116 96 | . |
| 0102 BOSTON HARBOR | 514 | 514 | . | 208 40.47 | 208 40.47 | . | 129 79 | . |
| 0103 GULL HARBOR | 377 | 377 | . | 178 47.21 | 178 47.21 | . | 81 94 | . |
| 0107 BIGELOW | 508 | 508 | . | 203 39.96 | 203 39.96 | . | 109 93 | . |
| 0112 ROOSEVELT | 261 | 261 | . | 100 38.31 | 100 38.31 | . | 48 52 | . |
| 0114 MCKINLEY | 124 | 124 | . | 45 36.29 | 45 36.29 | . | 20 25 | . |
| 0120 HAYS | 330 | 330 | . | 161 48.79 | 161 48.79 | . | 102 59 | . |
| 0124 FRISTOE | 498 | . | 498 | 220 44.18 | . | 220 44.18 | . | 151 67 |
| 0125 DESCHUTES | 571 | . | 571 | 351 61.47 | . | 351 61.47 | . | 199 151 |
| 0126 LONGMIRE | 500 | . | 500 | 184 36.80 | . | 184 36.80 | . | 123 60 |
| 0127 RUTH PRAIRIE | 320 | . | 320 | 124 38.75 | . | 124 38.75 | . | 66 58 |
| 0128 WEIR PRAIRIE | 72 | . | 72 | 29 40.28 | . | 29 40.28 | . | 17 12 |
| 0129 COLLEGE | 190 | 190 | . | 30 15.79 | 30 15.79 | . | 24 6 | . |
| 0130 BALD HILLS | 1,058 | . | 1,058 | 467 44.14 | . | 467 44.14 | . | 303 163 |
| 0134 COOPER POINT | 507 | 507 | . | 243 47.93 | 243 47.93 | . | 153 90 | . |
| 0135 BUTLER COVE | 484 | 484 | . | 206 42.56 | 206 42.56 | . | 133 72 | . |
| 0136 BROADWAY | 740 | 740 | . | 258 34.86 | 258 34.86 | . | 156 102 | . |
| 0137 SULENES #1 | 10 | 10 | . | 8 80.00 | 8 80.00 | . | 4 4 | . |
| 0138 LAWRENCE LK S | 364 | . | 364 | 169 46.43 | . | 169 46.43 | . | 117 52 |
| 0139 PLAINVIEW | 641 | 641 | . | 236 36.82 | 236 36.82 | . | 146 89 | . |
| 0140 MUD BAY | 253 | 253 | . | 70 27.67 | 70 27.67 | . | 42 28 | . |
| 0141 MCLANE | 398 | 398 | . | 156 39.20 | 156 39.20 | . | 84 72 | . |
| 0161 WARDS | 246 | 246 | . | 116 47.15 | 116 47.15 | . | 74 42 | . |
| 0165 SUNWOOD LAKES | 394 | . | 394 | 143 36.29 | . | 143 36.29 | . | 88 55 |
| 0166 EATON CREEK | 300 | . | 300 | 132 44.00 | . | 132 44.00 | . | 74 57 |
| 0172 TYKLE COVE | 524 | 524 | . | 281 53.63 | 281 53.63 | . | 211 69 | . |
| 0173 CAMELOT | 39 | 39 | . | 14 35.90 | 14 35.90 | . | 7 7 | . |

| | 1 | 2 | 3 | 4.....5 | 6.....7 | 8.....9 | 10.....11 | 12.....13 |
|-------------------|-----|-----|-----|-----------|-----------|-----------|-----------|-----------|
| 0174 FRENCH | 555 | 555 | . | 251 45.23 | 251 45.23 | . | 154 96 | . |
| 0175 SUNSET BEACH | 604 | 604 | . | 271 44.87 | 271 44.87 | . | 164 103 | . |
| 0179 FOUR CORNERS | 845 | . | 845 | 380 44.97 | . | 380 44.97 | . | 211 169 |
| 0182 MUNN LAKE | 0 | 0 | . | 0 0.00 | 0 0.00 | . | 0 0 | . |
| 0185 FAIR OAKS | 76 | . | 76 | 39 51.32 | . | 39 51.32 | . | 18 21 |
| 0186 WILDERNESS | 656 | 656 | . | 295 44.97 | 295 44.97 | . | 182 113 | . |
| 0193 BERRY VALLEY | 548 | . | 548 | 190 34.67 | . | 190 34.67 | . | 95 94 |
| 0195 LIBBY | 478 | 478 | . | 212 44.35 | 212 44.35 | . | 103 108 | . |
| 0197 SUMMERSET | 688 | . | 688 | 283 41.13 | . | 283 41.13 | . | 169 114 |
| 0201 OLYMPIA 1 | 489 | 489 | . | 194 39.67 | 194 39.67 | . | 137 56 | . |
| 0202 OLYMPIA 2 | 581 | 581 | . | 150 25.82 | 150 25.82 | . | 107 43 | . |
| 0203 OLYMPIA 3 | 464 | 464 | . | 201 43.32 | 201 43.32 | . | 124 77 | . |
| 0204 OLYMPIA 4 | 655 | 655 | . | 190 29.01 | 190 29.01 | . | 142 46 | . |
| 0205 OLYMPIA 5 | 323 | 323 | . | 88 27.24 | 88 27.24 | . | 68 19 | . |
| 0206 OLYMPIA 6 | 526 | 526 | . | 206 39.16 | 206 39.16 | . | 116 89 | . |
| 0207 OLYMPIA 7 | 387 | 387 | . | 116 29.97 | 116 29.97 | . | 82 31 | . |
| 0208 OLYMPIA 8 | 528 | 528 | . | 281 53.22 | 281 53.22 | . | 209 72 | . |
| 0209 OLYMPIA 9 | 779 | 779 | . | 368 47.24 | 368 47.24 | . | 262 106 | . |
| 0210 OLYMPIA 10 | 525 | 525 | . | 225 42.86 | 225 42.86 | . | 163 61 | . |
| 0211 OLYMPIA 11 | 441 | 441 | . | 195 44.22 | 195 44.22 | . | 146 49 | . |
| 0212 OLYMPIA 12 | 689 | 689 | . | 259 37.59 | 259 37.59 | . | 149 109 | . |
| 0213 OLYMPIA 13 | 460 | 460 | . | 173 37.61 | 173 37.61 | . | 118 53 | . |
| 0214 OLYMPIA 14 | 472 | 472 | . | 176 37.29 | 176 37.29 | . | 97 79 | . |
| 0215 OLYMPIA 15 | 451 | 451 | . | 131 29.05 | 131 29.05 | . | 100 31 | . |
| 0218 OLYMPIA 18 | 540 | 540 | . | 137 25.37 | 137 25.37 | . | 93 44 | . |
| 0219 OLYMPIA 19 | 514 | 514 | . | 188 36.58 | 188 36.58 | . | 107 80 | . |
| 0220 OLYMPIA 20 | 339 | 339 | . | 92 27.14 | 92 27.14 | . | 73 19 | . |
| 0221 OLYMPIA 21 | 807 | 807 | . | 348 43.12 | 348 43.12 | . | 206 142 | . |
| 0223 OLYMPIA 23 | 834 | 834 | . | 286 34.29 | 286 34.29 | . | 155 130 | . |
| 0224 OLYMPIA 24 | 450 | 450 | . | 239 53.11 | 239 53.11 | . | 161 77 | . |
| 0225 OLYMPIA 25 | 373 | 373 | . | 193 51.74 | 193 51.74 | . | 132 61 | . |
| 0226 OLYMPIA 26 | 454 | 454 | . | 177 38.99 | 177 38.99 | . | 129 47 | . |
| 0227 OLYMPIA 27 | 216 | 216 | . | 75 34.72 | 75 34.72 | . | 53 22 | . |
| 0228 OLYMPIA 28 | 558 | 558 | . | 211 37.81 | 211 37.81 | . | 144 66 | . |
| 0229 OLYMPIA 29 | 588 | 588 | . | 304 51.70 | 304 51.70 | . | 195 109 | . |
| 0230 OLYMPIA 30 | 469 | 469 | . | 154 32.84 | 154 32.84 | . | 89 62 | . |
| 0231 OLYMPIA 31 | 377 | 377 | . | 183 48.54 | 183 48.54 | . | 123 60 | . |
| 0232 OLYMPIA 32 | 631 | 631 | . | 257 40.73 | 257 40.73 | . | 169 88 | . |
| 0234 OLYMPIA 34 | 105 | 105 | . | 23 21.90 | 23 21.90 | . | 9 14 | . |
| 0235 OLYMPIA 35 | 535 | 535 | . | 313 58.50 | 313 58.50 | . | 220 92 | . |
| 0236 OLYMPIA 36 | 279 | 279 | . | 101 36.20 | 101 36.20 | . | 72 28 | . |
| 0237 OLYMPIA 37 | 423 | 423 | . | 190 44.92 | 190 44.92 | . | 112 78 | . |
| 0238 OLYMPIA 38 | 159 | 159 | . | 45 28.30 | 45 28.30 | . | 35 9 | . |
| 0239 OLYMPIA 39 | 496 | 496 | . | 264 53.23 | 264 53.23 | . | 159 105 | . |
| 0240 OLYMPIA 40 | 410 | 410 | . | 199 48.54 | 199 48.54 | . | 141 58 | . |
| 0241 OLYMPIA 41 | 516 | 516 | . | 237 45.93 | 237 45.93 | . | 184 53 | . |
| 0242 OLYMPIA 42 | 331 | 331 | . | 145 43.81 | 145 43.81 | . | 111 34 | . |
| 0243 OLYMPIA 43 | 557 | 557 | . | 243 43.63 | 243 43.63 | . | 176 67 | . |
| 0244 OLYMPIA 44 | 274 | 274 | . | 87 31.75 | 87 31.75 | . | 70 17 | . |
| 0245 OLYMPIA 45 | 1 | 1 | . | 8 * | 8 * | . | 5 3 | . |
| 0246 OLYMPIA 46 | 322 | 322 | . | 85 26.40 | 85 26.40 | . | 52 33 | . |
| 0247 OLYMPIA 47 | 569 | 569 | . | 246 43.23 | 246 43.23 | . | 164 81 | . |
| 0248 OLYMPIA 48 | 630 | 630 | . | 206 32.70 | 206 32.70 | . | 103 102 | . |
| 0249 OLYMPIA 49 | 588 | 588 | . | 192 32.65 | 192 32.65 | . | 136 56 | . |
| 0250 OLYMPIA 50 | 447 | 447 | . | 134 29.98 | 134 29.98 | . | 78 53 | . |
| 0251 OLYMPIA 51 | 153 | 153 | . | 67 43.79 | 67 43.79 | . | 45 22 | . |
| 0252 OLYMPIA 52 | 337 | 337 | . | 136 40.36 | 136 40.36 | . | 93 41 | . |

| | 1 | 2 | 3 | 4.....5 | 6.....7 | 8.....9 | 10.....11 | 12.....13 |
|------------------|--------|--------|-------|--------------|--------------|--------------|-------------|--------------|
| 0254 OLYMPIA 54 | 344 | 344 | . | 129 37.50 | 129 37.50 | . | 83 45 | . |
| 0406 TUMWATER 6 | 207 | 207 | . | 124 59.90 | 124 59.90 | . | 85 39 | . |
| 0407 TUMWATER 7 | 0 | 0 | . | 0 0.00 | 0 0.00 | . | 0 0 | . |
| 0412 TUMWATER 12 | 100 | 100 | . | 57 57.00 | 57 57.00 | . | 34 23 | . |
| 0421 TUMWATER 21 | 161 | 161 | . | 76 47.20 | 76 47.20 | . | 56 20 | . |
| 0701 YELM 1 | . 844 | . | . 844 | . 340..40.28 | | . 340..40.28 | | . 230....108 |
| 0702 YELM 2 | 614 | . | 614 | 299 48.70 | . | 299 48.70 | . | 221 77 |
| TOTAL | 44,121 | 34,423 | 9,698 | 18,146 41.13 | 13,976 40.60 | 4,170 43.00 | 8,973 4,957 | 2,578 1,579 |
| REGULAR | . | . | . | 2,240 | 1,614 | 626 | 1,313 300 | 452 173 |
| ABSENTEE | . | . | . | 15,906 | 12,362 | 3,544 | 7,660 4,657 | 2,126 1,406 |
| OLYMPIA SD #111 | 34,423 | 34,423 | . | 13,976 40.60 | 13,976 40.60 | . | 8,973 4,957 | . |
| YELM COMM SCH | 9,698 | . | 9,698 | 4,170..43.00 | | 4,170..43.00 | | 2,578..1,579 |

SUMMARY REPORT

Pierce County
Special Election
February 4, 2003

#6 - FINAL

REPORT-FI.45 PAGE 001

RUN : 02/13/03 02:09 PM

VOTES PERCENT

VOTES PERCENT

| | | |
|---------------------------|--------|--------|
| PRECINCTS COUNTED | | 100.00 |
| REGISTERED VOTERS - TOTAL | 33,457 | |
| BALLOTS CAST - TOTAL | 12,696 | |
| VOTER TURNOUT - TOTAL | | 37.94 |

| | | |
|---|-----|-------|
| King County Rural Library Proposition No. 1 | | |
| Approved | 171 | 57.97 |
| Rejected | 124 | 42.03 |
| Over Votes | 0 | |
| Under Votes | 7 | |

| | | |
|--|-----|-------|
| Yelm Communities Schools Proposition No. 1 | | |
| Approved | 576 | 58.86 |
| Rejected | 404 | 41.14 |
| Over Votes | 0 | |
| Under Votes | 1 | |

| | | |
|--|-------|-------|
| Tieferinger S.D. No. 343 - Proposition No. 1 | | |
| Approved | 1,177 | 62.34 |
| Rejected | 711 | 37.66 |
| Over Votes | 0 | |
| Under Votes | 1 | |

Passed

| | | |
|---|-------|-------|
| C Park S.D. No. 400 - Proposition No. 1 | | |
| Approved | 5,169 | 54.41 |
| Rejected | 4,331 | 45.59 |
| Over Votes | 2 | |
| Under Votes | 3 | |

Failed

| | | |
|--|-----|-------|
| Auburn S. H. No. 408 - Proposition No. 1 | | |
| Approved | 232 | 80.28 |
| Rejected | 57 | 19.72 |
| Over Votes | 0 | |
| Under Votes | 0 | |

Absentee and Special Ballots Counted: 11,433
Poll Ballots Counted: 1,262