

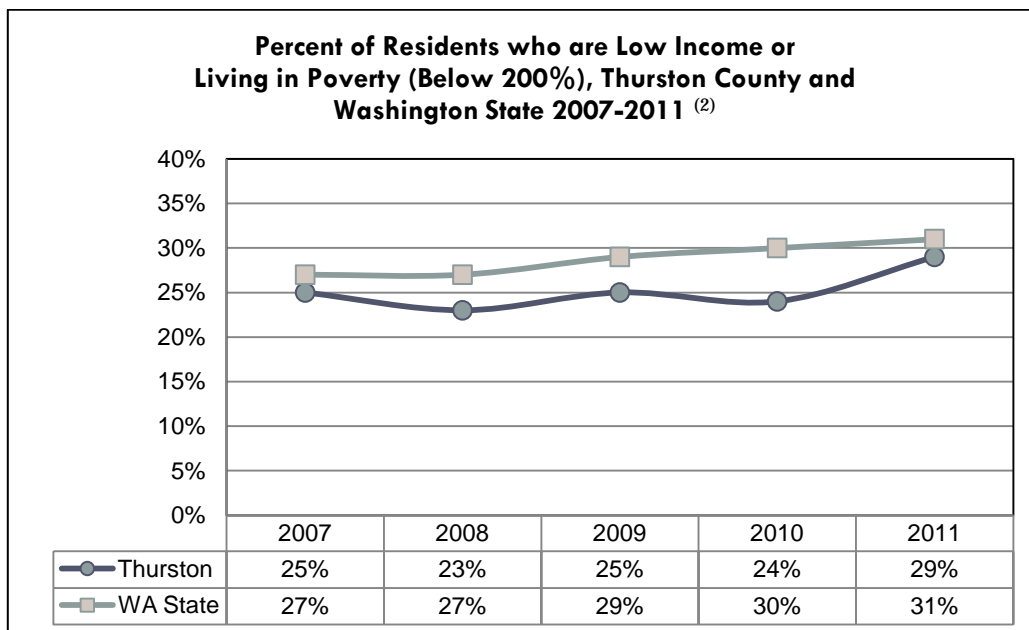
INCOME & HEALTH: LOW INCOME OR LIVING IN POVERTY

ISSUE

Income is a social determinant of health, meaning it influences how healthy you are and how long you live. ⁽¹⁾

FINDINGS

- In 2011, about 3 in 10 (29%) of Thurston County residents were low income or living in poverty (71% not low income or in poverty). ⁽²⁾
 - This equates to an estimated 72,535 Thurston County residents of all ages who were low income or living in poverty in 2011 (2007 = 57,467; 2008 = 55,120; 2009 = 61,433; 2010 = 61,269). ⁽²⁾

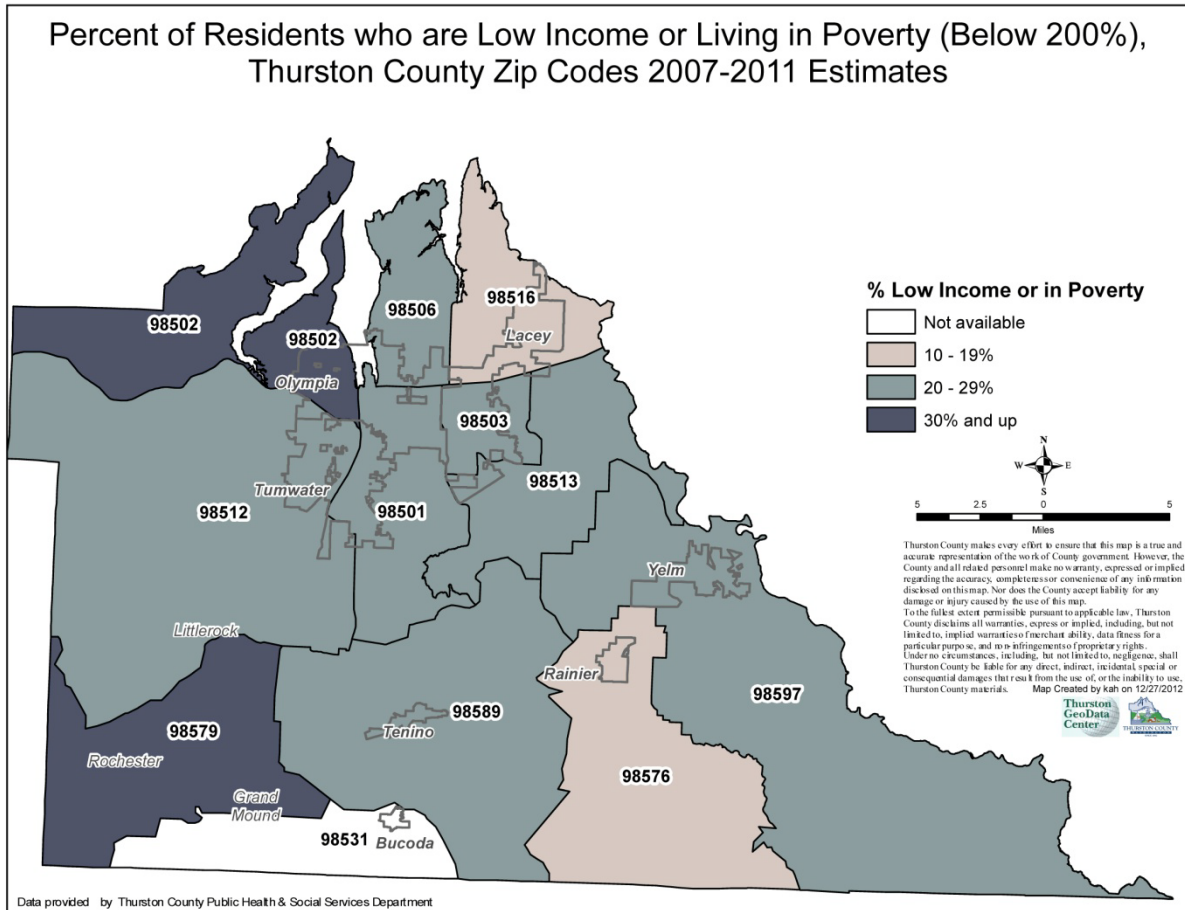


Below 200% = 0%-199% (income less than twice poverty).
 0%-99% (in poverty), 100-199% (not in poverty, but low income).

- In 2011, about 13% of Thurston County residents lived in poverty. This equates to 33,018 residents of all ages living in poverty. ⁽²⁾

DETAILED DATA

- Areas throughout Thurston County have a sizable proportion of residents who are low income or living in poverty. ⁽²⁾



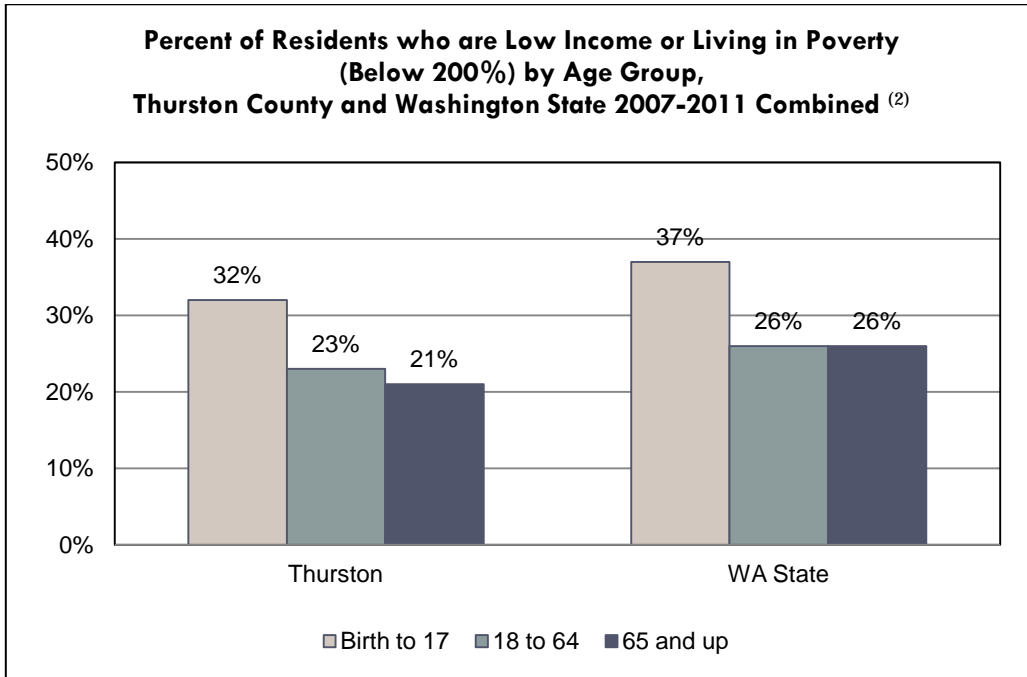
- The 98579 zip code (Rochester) has the highest percent of residents who are low income or living in poverty. ⁽²⁾

**Percent of Residents who are Low Income or Living in Poverty (Below 200%),
Thurston County Zip Codes 2007-2011 Combined ⁽²⁾**

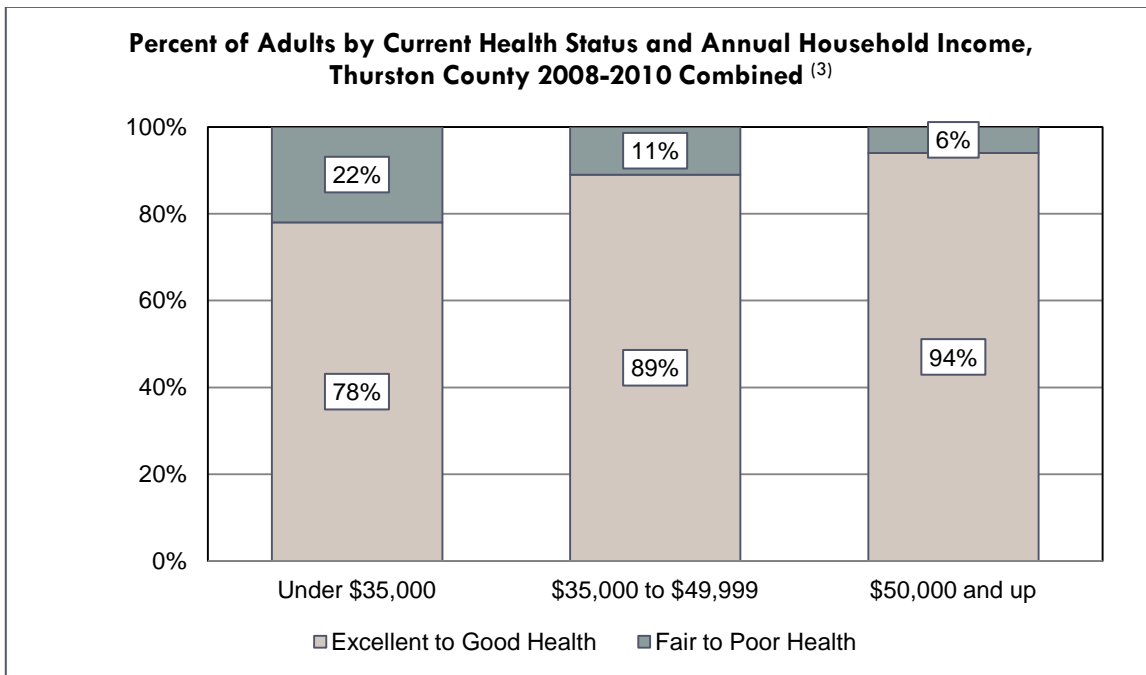
Zip Code	Percent		Zip Code	Percent
98501	22%		98530	(NA)
98502	31%		98531	(NA)
98503	26%		98576	19%
98506	28%		98579	32%
98512	22%		98589	28%
98513	21%		98597	27%
98516	19%			

Zip codes include county residents who live in the city (incorporated area) and county (unincorporated area).
(NA) Not Available.

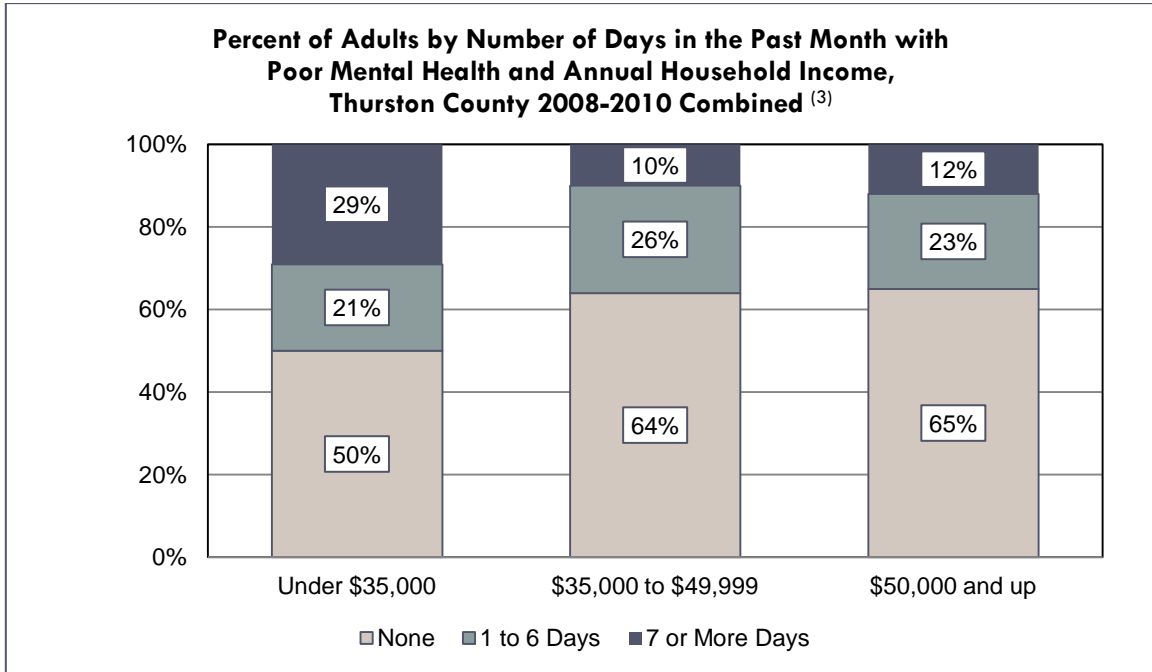
- Children are more likely to be low income or living in poverty than adults.



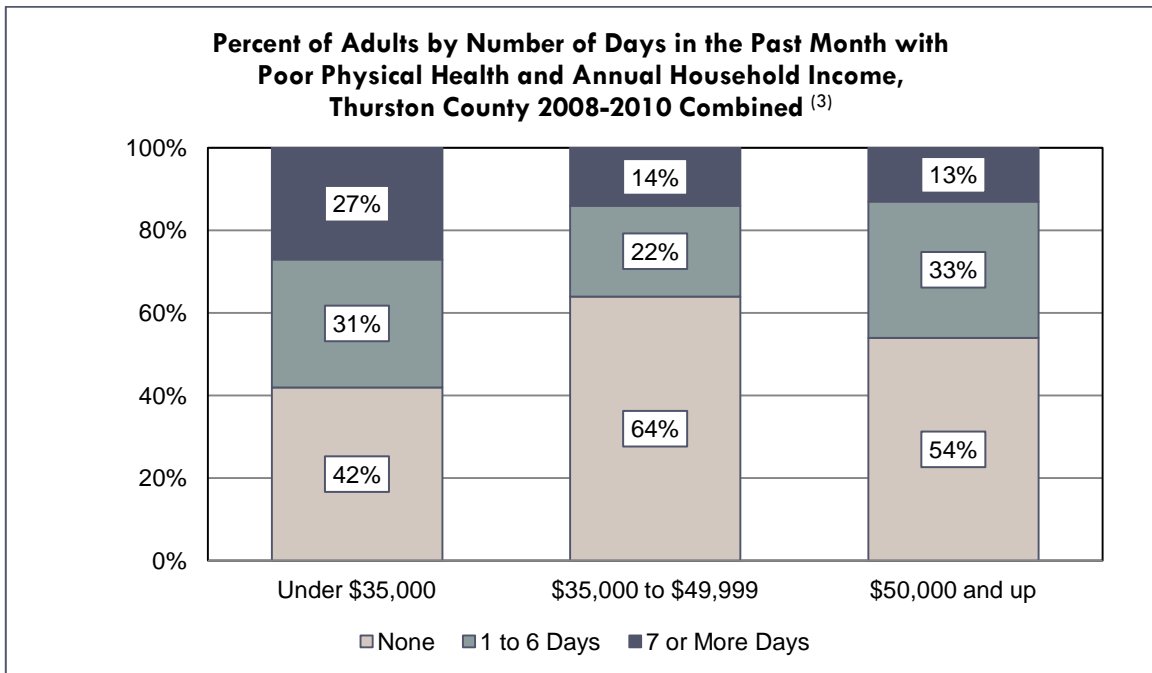
- A person’s rating of their health has been found to be a credible predictor of future health. Self-reported current health status varies by income for Thurston County adults.



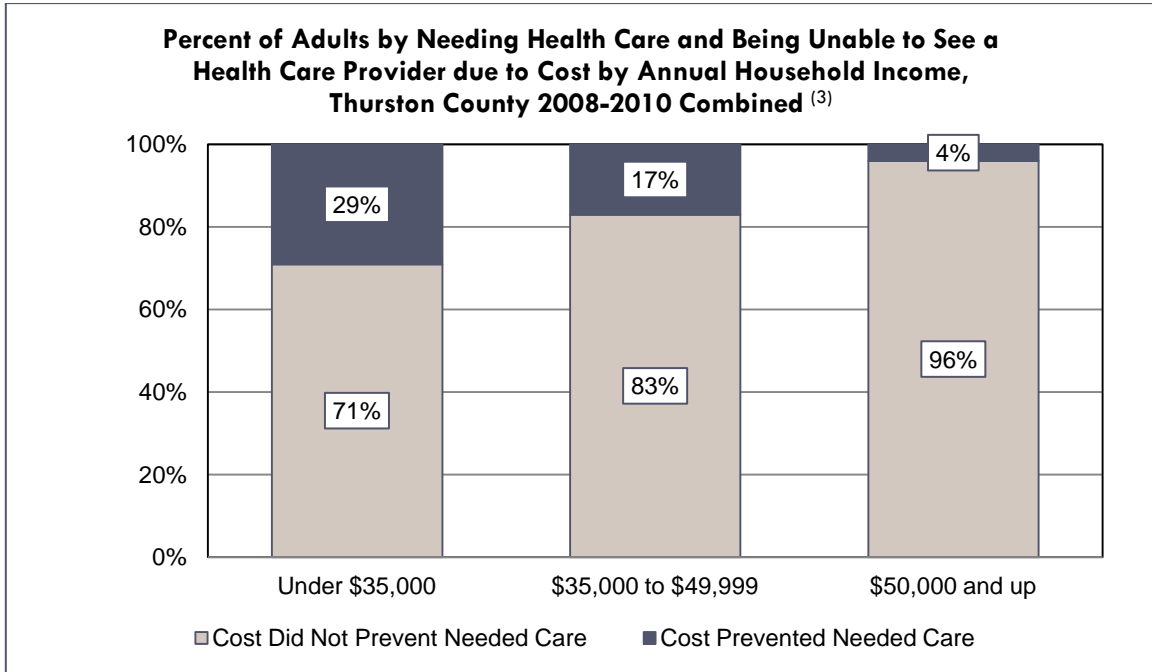
- Experiencing poor mental health for 7 or more days during the month varies by income for Thurston County adults.



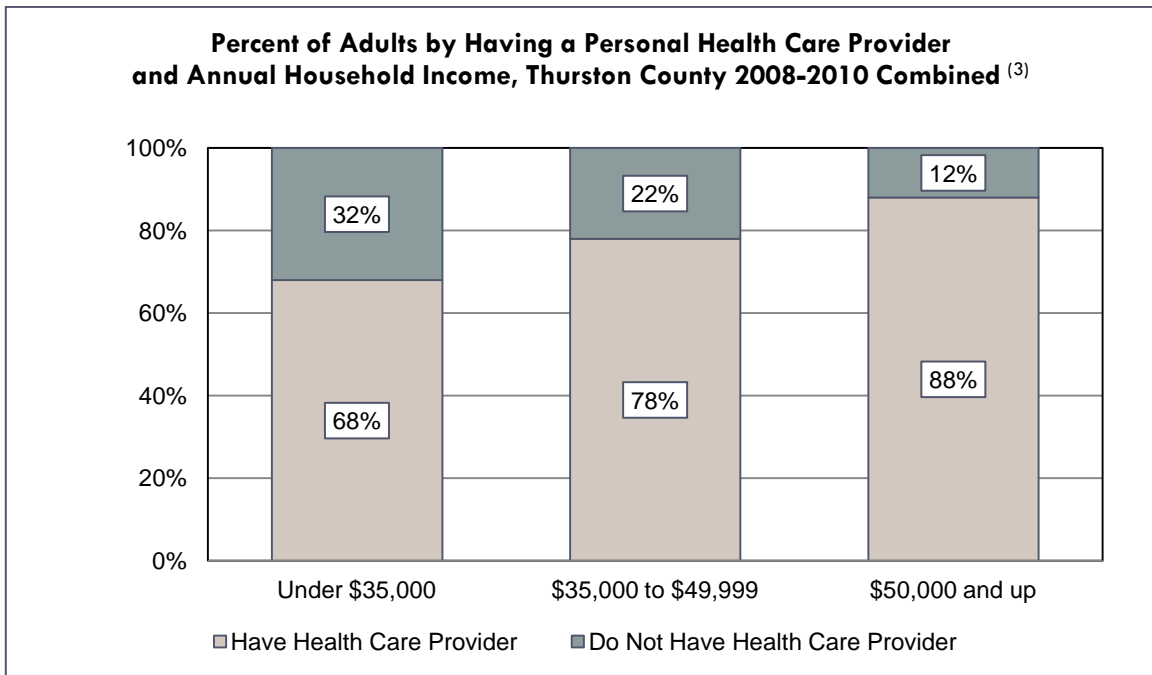
- Experiencing poor physical health for 7 or more days during the month varies by income for Thurston County adults.



- Being unable to see a health care provider, when you needed care, due to cost varies by income for Thurston County adults.



- Having a personal health care provider (doctor) varies by income for Thurston County adults.



CITATIONS

- (1) Social Determinants of Health: Definitions. 2012. U.S. Department of Health & Human Services, Centers for Disease Control & Prevention. www.cdc.gov/socialdeterminants/Definitions.html
- (2) American Community Survey (ACS) Data. 2007-2011. Table C17002: Ratio of Income to Poverty Level in the Past 12 Months. Table B17024: Age by Ratio of Income to Poverty Level in the Past 12 Months. U.S. Department of Commerce, U.S. Census Bureau.
- (3) Behavioral Risk Factor Surveillance Survey (BRFSS) Data. 2008-2010. Washington State Department of Health. Prepared by Thurston County Public Health & Social Services Department.

NOTES

- Income based on sources received in the past 12 months.
- Poor mental health = determined by the survey question “Now thinking about your mental health, which includes stress, depression, and problems with emotions, for how many days during the past 30 days was your mental health not good?”
- Unmet medical need = an answer of yes to the survey question “Was there a time in the past 12 months when you needed to see a doctor but could not because of cost?”
- Personal health care provider = an answer of yes to the survey question “Do you have one person you think of as your personal doctor or health care provider? If "No" ask "Is there more than one or is there no person who you think of as your personal doctor or health care provider?”

MORE INFORMATION

- Mary Ann O’Garro, Epidemiologist, 360-867-2525, ogarrom@co.thurston.wa.us, www.co.thurston.wa.us/health