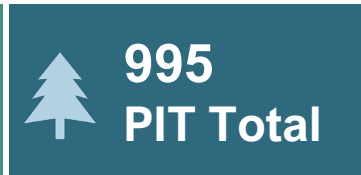
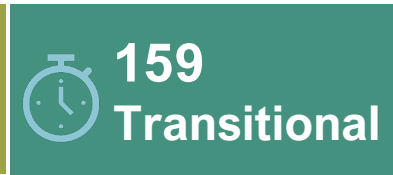



2020

Point in Time Census Data Report

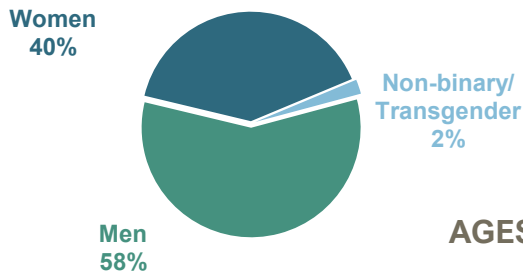
OFFICE OF HOUSING & HOMELESS PREVENTION
THURSTON COUNTY, WASHINGTON



Once each year, the Point in Time Census counts how many people are experiencing homelessness in counties nationwide. On January 23rd, Thurston County volunteers surveyed households who were unsheltered (541 people), temporarily staying with friends/family, or who had stayed in a hospital or jail the night before.

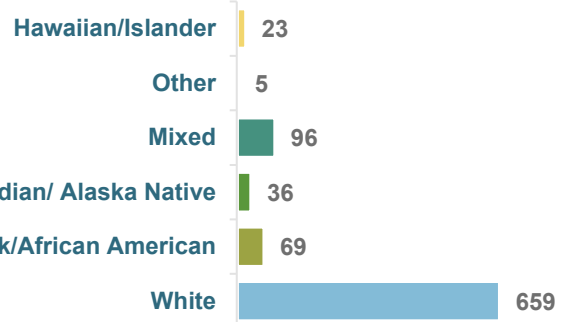


Who did we survey?



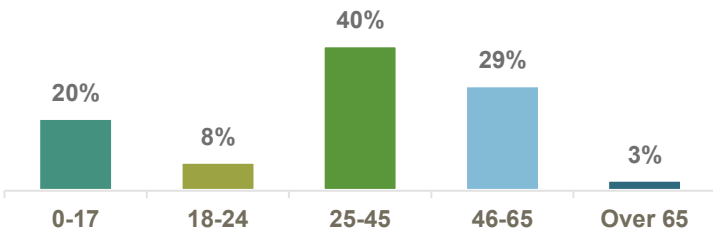
GENDER

RACE



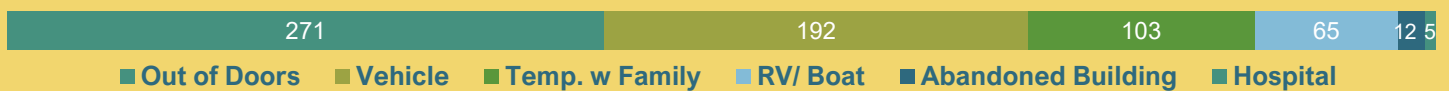
AGES

LGBTQ+*



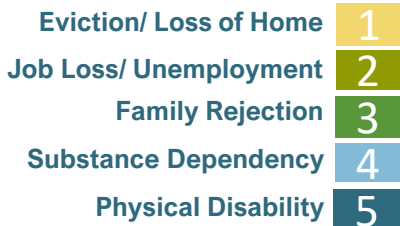
Where do people sleep at night?

*674 persons surveyed

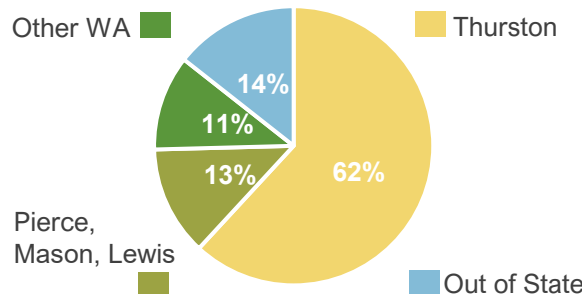


What else did we learn about our neighbors experiencing homelessness?

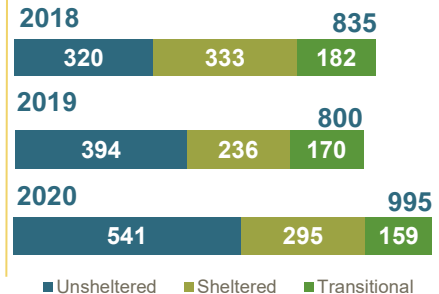
Causes of Homelessness



Last Permanent Address



PIT Over the Years



2020

Point in Time Census Data Report

OFFICE OF HOUSING & HOMELESS PREVENTION
THURSTON COUNTY, WASHINGTON



Veterans
6%

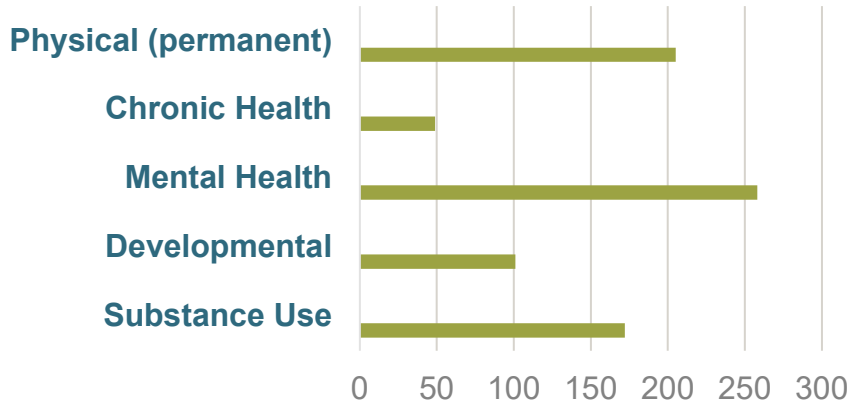


Households with children
31%



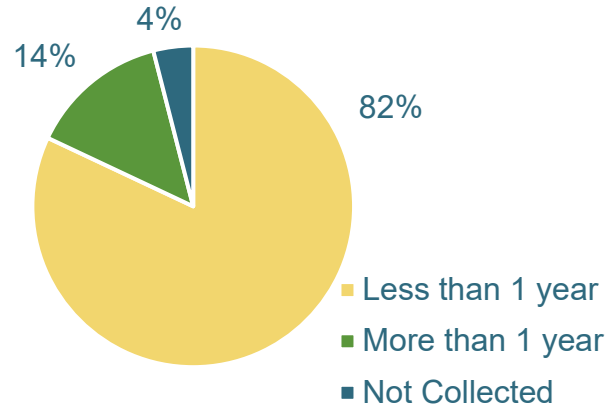
Domestic Violence
6%

Disabilities



■ **Disabilities as Self-Reported (708 respondents)**

Length of Time Currently Homeless



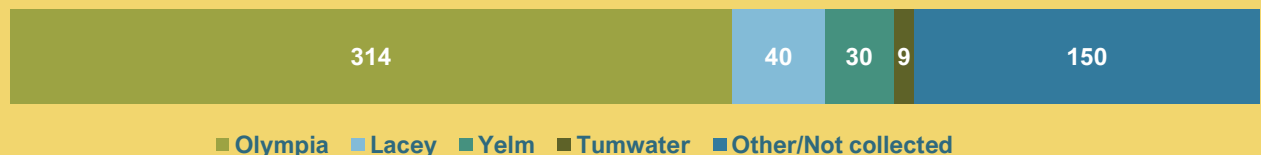
How accurate are these data in describing homelessness?

While the PIT is an effort to count people experiencing homelessness, it is by no means perfect. Many individuals declined to participate for various reasons, and while there is excellent volunteer and community engagement, more support would continue to allow for a more accurate count. However, PIT does provide a snap-shot of who is homeless in our region and why.

How can PIT data like this help us build solutions in our community?

Used in combination with supplemental data, like the number of school children experiencing homelessness counted by OSPI, data from jails & hospitals, and the number of people using services in our county, this data can be one part of a bigger picture. This picture helps us build programs and funding that are best able to help our most vulnerable neighbors.

How many people are experiencing unsheltered homelessness in each city?



Contact Information

Keylee Marineau
Program Coordinator
keylee.marineau@co.thurston.wa.us

***This data is complete. The Department of Commerce will release its final numbers and report in October 2020.**

Report & Data by

Arielle Benson
Homeless Program Specialist
arielle.benson@co.thurston.wa.us