



Thurston County Consolidated Plan

Step 1= Needs Assessment --- Step 2= Priorities/Goals --- Step 3= Projects

This document is a decision makers tool for Step 2 in the five (5) year Consolidated Plan Process. It contains information on community identified priorities, current expenditures and cost estimates that may assist you. Step 3 will include the selection of funded projects.

City Suggested Priorities	Non-Profit Suggested Priorities
<ul style="list-style-type: none"> • Senior Services (i.e., senior facilities, senior health, senior nutrition, etc) • Preservation of Affordable Housing • Housing Rehabilitation • Community Services • Childcare Services (i.e., affordable childcare, etc) • Economic Development (i.e., micro loans, small business incubator) • Veterans Services • Community Centers • Sidewalks • Sewer systems • Water systems 	<ul style="list-style-type: none"> • Rehabilitation of existing non-profit owned housing • Creation of new affordable housing • Creation of new special needs housing • Homeless housing and services • Food Bank Expansions • Emergency Home Repair program • Housing accessibility for disabled persons (barrier removal) • Rapid Re-housing Program • Emergency Shelter for Youth

Using the needs assessment in the Consolidated Plan draft and the above as a starting point for discussion on 5 Year Strategies, Housing and Community Renewal Staff are suggesting the following four general categories of investment that serve low income populations:

- **Maintain, enhance and expand the supply of affordable housing for low income households.** Includes all programs for owners, renters and special needs populations through activities that acquire, rehabilitate and construct housing units and associated infrastructure.
- **Invest in programs, services, shelter, housing programs and system change efforts that reduce and end homelessness.** Includes Emergency shelter, transitional housing with services, youth shelters youth bridge program low barrier shelter, rapid re-housing programs and permanent supportive housing for single disabled adults, coordinated entry programs and other homeless system improvements.
- **Invest in Infrastructure of all types to provide a healthy, safe and decent living environment.** Includes public facilities, water lines, sewer systems parks, open space, sidewalks, community facilities, economic development activities, job creation programs and micro loan programs.
- **Provide a wide range of Human Services to low income individuals and households to assist them to become self sufficient or provide basic services for the stability of the families.** Includes Food and nutrition programs, children’s programs, senior programs, crisis centers, mental health programs and similar activities.

The following page outlines our current investments in each of the areas and identifies new and potential funding partnerships to further the discussion.


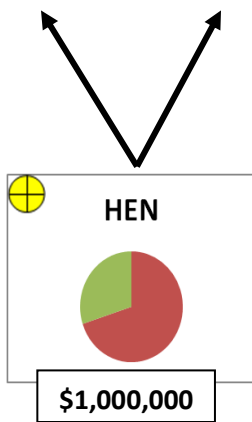
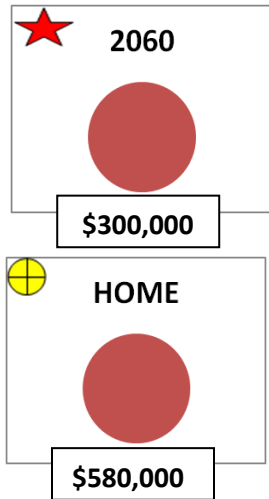
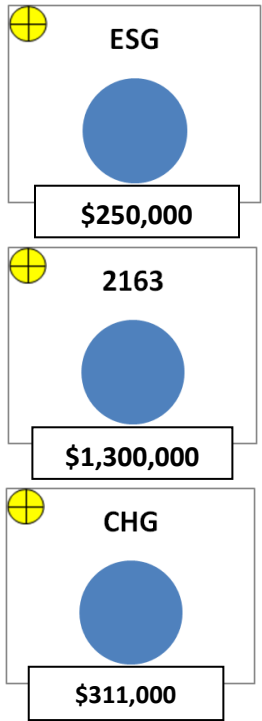
HOMELESS SYSTEM INCLUDES:
Investments in activities designed to reduce or end homelessness or build system wide elements that will reduce or end homelessness.
\$1,861,000

AFFORDABLE HOUSING INCLUDES:
New construction, rehabilitation or acquisition of housing that serves low income populations.
\$880,000

SERVICES INCLUDE:
All types of public services designed to meet the needs of low income persons including homeless.
\$220,000

INFRASTRUCTURE INCLUDES:
Sewer improvements and water lines and economic development programs serving low come persons (i.e. Public Facilities).

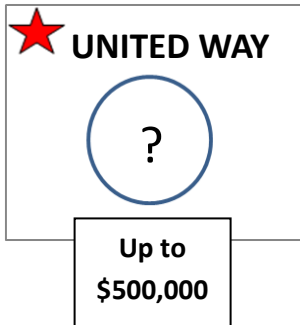
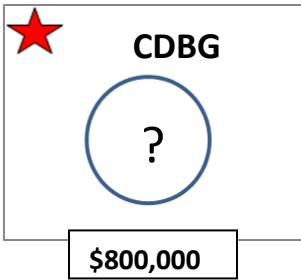
FUNDING SOURCES USES



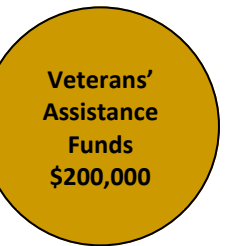


☉ Restricted Funds: Some funding sources are restricted by statute or regulation to serve specific populations or activity (eg. Low income Housing).

★ Some funding sources are flexible and allow investment in multiple activities.

New Funds



Potential Partners



The above funding amounts are provided for Treatment Beds and Prevention of Homelessness.

Activities and their Costs

The following are actual costs based on current contracts, bids or proposals. They are offered here as a point of reference when determining strategic goals. Actual projects may cost more or less depending on site selection, provider overhead and a variety of other factors.

1. Acquire a single family house for homeownership program \$150,000
2. New construction single family \$172,000
3. Rental apartment new construction \$185,000
4. Special needs housing unit \$220,000 house up to 4 people
5. Emergency shelter 10 youth \$165,000
6. Low barrier 25 Emergency Shelter \$300,000 in a leased facility
7. Rapid re-housing \$100,000 to assist 75 households
8. Permanent supportive housing in leased units \$180,000 for 15 individuals
9. Public Services \$25,000 per program serving 200 people
10. \$800,000 per system to provide water lines
11. \$750,000 sewer lines in a neighborhood
12. \$100,000 micro loan program to assist 15-20 small businesses
13. \$500,000 economic development loan to a private business (14 jobs)
14. Community Center \$1,000,000
15. \$150,000 Emergency Repair Program for disabled homeowners
16. Housing rehabilitation program for 12 existing homeowners \$200,000
17. Operating and maintenance funding for one non-profit at \$50,000 per year
18. Acquire and remodel a building for food bank \$250,000
19. Remodel/rehabilitate low income apartments \$500,000
20. Provide rental assistance for one year to one family \$9,600

Current Funded Programs

		Affordable Housing	Homeless	Homeless Housing & Services	Homeless	Homeless	Services	Affordable Housing	Affordable Housing
		9/01/12-8/31/13	9/01/12-8/31/13	7/01/12-6/30/13	1/01/13-12/31/13	8/01/12-6/30/13		Open FY11 and prior	FY12
		Affordable Housing-2060	Homeless Housing-2163	Commerce HEN	Commerce CHG	Commerce ESG	Commerce CDBG	HOME	HOME
Agency Award Amounts	Total								
Catholic Community Services	63,263		40,000			23,263			
Community Action Council	2,455,538	287,597	118,062	1,372,994		74,478		452,407	150,000
Community Youth Services	295,409	87,150	132,359		9,775	66,125	152,000		
Emmanuel Lutheran Church	36,000	36,000							
Family Support Center	385,070	34,775	265,225			85,070			
Foundation for the Challenged	150,000								150,000
Habitat for Humanity	347,000							347,000	
Housing Authority TC	509,152		30,000		158,893			143,283	176,976
Interfaith	75,000		75,000						
Low Income Housing Institute	730,798							562,623	168,175
Panza	40,000		40,000						
Partners in Prevention	10,000		10,000						
Safeplace	59,879		40,000		19,879				
Salvation Army	108,444		78,000		30,444				
Yelm Community Services	115,447	22,000	85,800		7,647				
TOTAL	5,381,000	467,522	914,446	1,372,994	226,638	248,936	152,000	1,505,313	645,151

*Not shown HSRC Service Dollars